



# USA WINDSCREEN CATALOGUE

Effective **SEPTEMBER 2009**

DESCRIPTION	DATE FROM	DATE TO	PGI CODE	STOCK COLOUR	BOTTOM WIDTH	CENTRE HEIGHT	INST. TYPE	EXTRAS REQ?	CAT	R.R.P. (inc GST)
<b>AMERICAN MOTORS</b>										
<b>CONCORD</b> 2 & 4 DR SEDAN, WAGON, 2 DR COUPE	1978	1983	RL793	LBT	1478	598	K		G	406
<b>EAGLE</b> 2 & 4 DR SEDAN, WAGON, 2 DR COUPE	1980	1988	RL793	LBT	1478	598	K		G	406
<b>GREMLIN</b> 2 DR SEDAN	1970	1978	RL793	LBT	1478	598	K		G	406
<b>HORNET</b> 2 & 4 DR SEDAN, 2 DR COUPE, WAGON	1970	1977	RL793	LBT	1478	598	K		G	406
<b>SPIRIT</b> 2 DR SEDAN, 2 DR COUPE	1979	1983	RL793	LBT	1478	598	K		G	406
<b>BUICK</b>										
<b>50 SERIES, RIVIERA</b> 4 DR SEDAN	1950	1953	WF001	LBT	1505	445	R	P	H	448
<b>40 SERIES, 50 SERIES, RIVIERA</b> 2 DR COUPE, 2 DR HARD-TOP, 2 DR CONVERTIBLE	1950	1953	<b>W146</b>	<b>LBT</b>			R	P	<b>PR</b>	POA
<b>40 SERIES, RIVIERA</b> 2 & 4 DR SEDAN, WAGON	1954	1956	<b>W356</b>	<b>LBT</b>			R	P	<b>PR</b>	POA
<b>50 SERIES, RIVIERA</b> 4 DR SEDAN	1954	1956	<b>W351</b>	<b>LBT</b>			R	P	<b>PR</b>	POA
<b>40 SERIES, RIVIERA</b> 2 & 4 DR HARD-TOP, 2 DR CONVERTIBLE	1954	1956	<b>W358</b>	<b>LBT</b>			R	P	<b>PR</b>	POA
<b>50 SERIES, RIVIERA</b> 2 & 4 DR HARD-TOP, 2 DR CONVERTIBLE	1954	1956	<b>W353</b>	<b>LBT</b>			R	P	<b>PR</b>	POA
<b>40 SERIES, RIVIERA</b> 2 & 4 DR SEDAN, WAGON	1957	1957	<b>W518</b>	<b>LBT</b>			R	P	<b>PR</b>	POA
<b>40 SERIES, RIVIERA</b> 4 DR HARD-TOP	1957	1957	<b>W518</b>	<b>LBT</b>			R	P	<b>PR</b>	POA
<b>50 SERIES, RIVIERA</b> 2 DR HARD-TOP, 2 DR CONVERTIBLE	1957	1958	<b>W523</b>	<b>LBT</b>			R	P	<b>PR</b>	POA
<b>50 SERIES, RIVIERA</b> 4 DR HARD-TOP	1957	1958	<b>W525</b>	<b>LBT</b>			R	P	<b>PR</b>	POA
<b>40 SERIES, RIVIERA</b> 2 & 4 DR SEDAN, 2 & 4 DR HARD-TOP, 2 DR CONVERTIBLE	1958	1958	<b>W514</b>	<b>LBT</b>			R	P	<b>PR</b>	POA
<b>ELECTRA, RIVIERA</b> 2 & 4 DR SEDAN, WAGON	1959	1960	WF008	LBT	2036	697	R	P	H	448
<b>ELECTRA, RIVIERA</b> 2 & 4 DR HARD-TOP, 2 DR CONVERTIBLE	1959	1960	EWf615	LBT	1989		R	P	H	448
<b>ELECTRA, RIVIERA</b> 2 & 4 DR SEDAN, WAGON	1961	1962	WF609	LBT	1704		R	P	H	448
<b>ELECTRA, RIVIERA</b> 2 & 4 DR HARD-TOP	1961	1961	WF609	LBT	1704		R	P	H	448



# USA WINDSCREEN CATALOGUE

Effective SEPTEMBER 2009

DESCRIPTION	DATE FROM	DATE TO	PGI CODE	STOCK COLOUR	BOTTOM WIDTH	CENTRE HEIGHT	INST. TYPE	EXTRAS REQ?	CAT	R.R.P. (inc GST)
<b>BUICK (CONT.)</b>										
ELECTRA, RIVIERA 2 & 4 DR HARD-TOP, 2 DR CONVERTIBLE	1962	1962	<b>W608</b>	<b>LBT</b>			R	P	<b>PR</b>	POA
ELECTRA, RIVIERA 2 & 4 DR SEDAN, WAGON	1963	1964	WF631	LBT	1620	728	R	P	G	406
ELECTRA, RIVIERA 2 & 4 DR HARD-TOP, 2 DR CONVERTIBLE	1963	1964	<b>W626</b>	<b>LBT</b>			R	P	<b>PR</b>	POA
ELECTRA, RIVIERA 2 & 4 DR SEDAN, WAGON	1965	1968	GM661	LBT	1716	630	K		G	406
ELECTRA, RIVIERA 2 & 4 DR HARD-TOP, 2 DR CONVERTIBLE	1965	1968	GM660	LBT	1716	600	K		G	406
ELECTRA, RIVIERA 4 DR SEDAN, WAGON (N.B. SOME MODELS HAVE INBUILT ANTENNA)	1969	1970	<b>W723</b>	<b>LBT</b>			K		<b>PR</b>	POA
ELECTRA, RIVIERA 2 & 4 DR HARD-TOP, 2 DR CONVERTIBLE (N.B. SOME MODELS HAVE INBUILT ANTENNA)	1969	1970	<b>W722</b>	<b>LBT</b>			K		<b>PR</b>	POA
CENTURY, CUSTOM, LUXUS, REGAL 2 DR HARD-TOP	1973	1977	EWFO15	LBT	1649	660	K		G	406
CENTURY, CUSTOM, LUXUS, REGAL 4 DR HARD-TOP, WAGON	1973	1977	WF804	LBT	1639	686	K		F	364
ELECTRA RWD 4 DR SEDAN, WAGON, 2 DR COUPE	1977	1986	GM906	LBT	1666	698	K		F	364
ELECTRA FWD 4 DR SEDAN, 2 DR COUPE	1985	1990	WF1067	LBT	1627	732	U		F	364
ELECTRA RWD 4 DR WAGON	1987	1990	WF1066MW	LBT	1666	698	U		F	364
LE SABRE RWD 4 DR SEDAN, WAGON, 2 DR COUPE	1977	1986	GM906	LBT	1666	698	K		F	364
LE SABRE FWD 4 DR SEDAN	1986	1991	WF1067	LBT	1627	732	U		F	364
LE SABRE RWD 4 DR WAGON	1987	1990	WF1066MW	LBT	1666	698			F	364
LE SABRE 4 DR SEDAN	1992	1998	WF1105	LBT	1683	825			F	364
PARK AVE RWD 4 DR SEDAN, 2 DR COUPE	1977	1986	GM906	LBT	1666	698			F	364
PARK AVE FWD 4 DR SEDAN, 2 DR COUPE	1985	1990	WF1067	LBT	1627	732			F	364
PARK AVE 4 DR SEDAN	1991	1996	WF1105	LBT	1683	825			F	364
REGAL 4 DR SEDAN	1988	1996	WF1060	LBT	1648	880			F	364
RIVIERA 2 DR COUPE	1966	1970	WF670	LBT	1639	643			F	364
RIVIERA 2 DR COUPE	1986	1993	GM1040	LBT	1620				F	364
ROADMASTER 4 DR SEDAN, WAGON	1991	1996	WF1089	LBT	1710	925			F	364
SKYLARK 2 DR COUPE, 2 DR HARD-TOP	1968	1972	GM709	LBT	1610	575			F	364
SKYLARK 4 DR SEDAN, 2 DR COUPE	1992	1999	WF1137	LBT	1499	666			F	364



# USA WINDSCREEN CATALOGUE

Effective **SEPTEMBER 2009**

DESCRIPTION	DATE FROM	DATE TO	PGI CODE	STOCK COLOUR	BOTTOM WIDTH	CENTRE HEIGHT	INST. TYPE	EXTRAS REQ?	CAT	R.R.P. (inc GST)
<b>CADILLAC</b>										
<b>60 &amp; 62 SERIES, DE VILLE</b> 4 DR SEDAN	1954	1956	<b>W351</b>	<b>LBT</b>			R	P	<b>PR</b>	POA
<b>60 &amp; 62 SERIES, DE VILLE</b> 2 & 4 DR HARD-TOP, 2 DR CONVERTIBLE	1954	1956	<b>W353</b>	<b>LBT</b>			R	P	<b>PR</b>	POA
<b>60 &amp; 62 SERIES, DE VILLE</b> 4 DR SEDAN, 4 DR HARD-TOP	1957	1958	<b>W525</b>	<b>LBT</b>			R	P	<b>PR</b>	POA
<b>60 &amp; 62 SERIES, DE VILLE</b> 2 DR HARD-TOP, 2 DR CONVERTIBLE	1957	1958	<b>W523</b>	<b>LBT</b>			R	P	<b>PR</b>	POA
<b>62 SERIES, DE VILLE</b> 4 DR SEDAN	1959	1960	WF008	LBT	2036	697	R	P	H	448
<b>62 SERIES, DE VILLE</b> 2 & 4 DR HARD-TOP, 2 DR CONVERTIBLE	1959	1960	EWF615	LBT	1989		R	P	H	448
<b>DE VILLE</b> 4 DR SEDAN	1961	1962	<b>W611</b>	<b>LBT</b>			R	P	<b>PR</b>	POA
<b>DE VILLE</b> 2 DR CONVERTIBLE	1961	1962	<b>W612</b>	<b>LBT</b>			R	P	<b>PR</b>	POA
<b>DE VILLE</b> 2 & 4 DR HARD-TOP	1961	1961	<b>W611</b>	<b>LBT</b>			R	P	<b>PR</b>	POA
<b>DE VILLE</b> 2 & 4 DR HARD-TOP	1962	1962	<b>W612</b>	<b>LBT</b>			R	P	<b>PR</b>	POA
<b>DE VILLE</b> 4 DR SEDAN	1963	1964	WF631	LBT	1620	728	R	P	G	406
<b>DE VILLE</b> 4 DR HARD-TOP, 2 DR CONVERTIBLE	1963	1964	<b>W626</b>	<b>LBT</b>			R	P	PR	406
<b>DE VILLE</b> 4 DR SEDAN	1965	1968	GM661	LBT	1716	630	K		G	406
<b>DE VILLE</b> 2 & 4 DR HARD-TOP, 2 DR CONVERTIBLE	1965	1968	GM660	LBT	1716	600	K		G	406
<b>DE VILLE</b> 4 DR SEDAN (N.B. SOME MODELS HAVE INBUILT ANTENNA)	1969	1970	<b>W723</b>	<b>LBT</b>			K		<b>PR</b>	POA
<b>DE VILLE</b> 2 & 4 DR HARD-TOP, 2 DR CONVERTIBLE (N.B. SOME MODELS HAVE INBUILT ANTENNA)	1969	1970	<b>W722</b>	<b>LBT</b>			K		<b>PR</b>	POA
<b>DEVILLE (FWD)</b> 4 DR SEDAN, LIMOUSINE, 2 DR COUPE	1985	1990	GM002	LBT	1660	758			F	364
<b>DEVILLE (FWD)</b> 4 DR SEDAN, LIMOUSINE, 2 DR COUPE	1991	1993	WF1107	LBT	1657	808			F	364
<b>ELDORADO</b> 2DR COUPE	1966	1970	WF670	LBT	1639	643			G	406
<b>ELDORADO</b> 4 DR SEDAN, 2DR COUPE	1986	1991	GM1040	LBT	1620				F	364
<b>ESCALADE</b> 4 DR UTILITY (IMPORTED WINDSCREEN WITH MOULDING ATTACHED)	1999	2002	DW1217	LBT	1697	721			F	364
<b>ESCALADE</b> 4 DR UTILITY	2003	2006	WF1341MW	LBT	1747	737			F	364
<b>ESCALADE</b> 4 DR UTILITY	2007		WF1659MWR	LBT	1720	822			F	364
<b>ESCALADE</b> 4 DR UTILITY	2007		WF1659MW	LBT	1720	822			F	364
<b>FLEETWOOD, FLEETWOOD BROUGHAM (FWD)</b> 4 DR SEDAN, LIMOUSINE, 2 DR COUPE	1985	1990	GM002	LBT	1660	758			F	364



# USA WINDSCREEN CATALOGUE

Effective SEPTEMBER 2009

DESCRIPTION	DATE FROM	DATE TO	PGI CODE	STOCK COLOUR	BOTTOM WIDTH	CENTRE HEIGHT	INST. TYPE	EXTRAS REQ?	CAT	R.R.P. (inc GST)
<b>CADILLAC (CONT.)</b>										
<b>FLEETWOOD, FLEETWOOD BROUGHAM (FWD)</b> 4 DR SEDAN, LIMOUSINE, 2 DR COUPE	1991	1993	WF1107	LBT	1657	808			F	364
<b>FLEETWOOD, FLEETWOOD BROUGHAM (RWD)</b> 4 DR SEDAN, LIMOUSINE, 2DR COUPE	1977	1986	GM906	LBT	1666	698			F	364
<b>FLEETWOOD, FLEETWOOD BROUGHAM (RWD)</b> 4 DR SEDAN, LIMOUSINE, 2DR COUPE	1987	1992	WF1066MW	LBT	1666	698			F	364
<b>SEVILLE</b> 4 DR SEDAN	1975	1979	GM851	LBT	1508	652			F	364
<b>SEVILLE</b> 4 DR SEDAN, 2DR COUPE	1986	1991	GM1040	LBT	1620				F	364
<b>CHEVROLET</b>										
<b>BEL AIR</b> 2 DR HARD-TOP, 2 DR COUPE	1953	1953	<b>W317</b>	LBT			R	P	PR	448
<b>BEL AIR</b> 2 DR HARD-TOP, 2 DR COUPE	1954	1954	<b>W318</b>	LBT			R	P	PR	448
<b>BEL AIR</b> 2 DR CONVERTIBLE	1953	1954	<b>W318</b>	<b>LBT</b>			R	P	<b>PR</b>	POA
<b>BEL AIR</b> 4 DR SEDAN, UTILITY	1953	1954	<b>W317</b>	<b>LBT</b>			R	P	<b>PR</b>	POA
<b>BEL AIR, NOMAD</b> 2 & 4 DR SEDAN, 2 DR COUPE, WAGON, UTILITY	1955	1956	WF394	LBT	1762	470	R	P	H	448
<b>BEL AIR, NOMAD</b> 2 & 4 DR HARD-TOP, 2 DR CONVERTIBLE	1955	1956	WF396	LBT	1764		R	P	H	448
<b>BEL AIR, NOMAD</b> 2 & 4 DR SEDAN, 2 DR COUPE, WAGON, UTILITY	1957	1957	GM513	LBT	1766	489	R	P	H	448
<b>BEL AIR, NOMAD</b> 2 & 4 DR SEDAN REAR SCREEN	1957	1957	WF513R	LBT	1616		R	P	H	448
<b>BEL AIR, NOMAD</b> 2 & 4 DR HARD-TOP, 2 DR CONVERTIBLE	1957	1957	WF512	LBT	1767	470	R	P	H	448
<b>BEL AIR, BISCAYNE</b> 2 & 4 DR SEDAN, WAGON, 2 & 4 DR HARD-TOP, UTILITY	1958	1958	GM609	LBT	1921	480	R	P	H	448
<b>IMPALA</b> 2 DR COUPE, 2 DR CONVERTIBLE	1958	1958	<b>W545</b>	<b>LBT</b>			R	P	<b>PR</b>	POA
<b>BEL AIR, BISCAYNE, IMPALA</b> 2 & 4 DR SEDAN, WAGON, UTILITY	1959	1960	WF008	LBT	2036	697	R	P	H	448
<b>BEL AIR, BISCAYNE, IMPALA, NOMAD</b> 2 & 4 DR HARD-TOP, 2 DR CONVERTIBLE	1959	1960	EWF615	LBT	1989		R	P	H	448
<b>BEL AIR, BISCAYNE, IMPALA</b> 2 & 4 DR SEDAN, WAGON, UTILITY	1960	1960	<b>W586</b>	<b>LBT</b>			R	P	<b>PR</b>	POA
<b>BEL AIR, BISCAYNE, IMPALA</b> 2 & 4 DR SEDAN, WAGON, UTILITY	1961	1962	WF609	LBT	1704		R	P	H	448
<b>BEL AIR, BISCAYNE, IMPALA</b> 2 & 4 DR HARD-TOP, 2 DR CONVERTIBLE	1961	1962	<b>W608</b>	<b>LBT</b>			R	P	<b>PR</b>	POA



# USA WINDSCREEN CATALOGUE

Effective SEPTEMBER 2009

DESCRIPTION	DATE FROM	DATE TO	PGI CODE	STOCK COLOUR	BOTTOM WIDTH	CENTRE HEIGHT	INST. TYPE	EXTRAS REQ?	CAT	R.R.P. (inc GST)
<b>CHEVROLET (CONT.)</b>										
BEL AIR, BISCAYNE, IMPALA 2 & 4 DR SEDAN, WAGON (N.B. SOME MODELS HAVE INBUILT ANTENNA)	1963	1964	WF631	LBT	1620	728	R	P	G	406
BEL AIR, BISCAYNE, IMPALA 2 DR HARD-TOP, CONVERTIBLE (N.B. SOME MODELS HAVE INBUILT ANTENNA)	1963	1964	<b>W626</b>	<b>LBT</b>			R	P	<b>PR</b>	POA
BEL AIR, BISCAYNE, IMPALA 4 DR HARD-TOP (N.B. SOME MODELS HAVE INBUILT ANTENNA)	1963	1964	<b>W628</b>	<b>LBT</b>			R	P	<b>PR</b>	POA
BEL AIR, BISCAYNE, IMPALA 2 & 4 DR SEDAN, WAGON	1965	1968	GM661	LBT	1716	630	K		G	406
BEL AIR, BISCAYNE, IMPALA 2 & 4 DR HARD-TOP, 2 DR CONVERTIBLE	1965	1968	GM660	LBT	1716	600	K		G	406
BEL AIR, BISCAYNE, IMPALA 2 & 4 DR SEDAN, WAGON (N.B. SOME MODELS HAVE INBUILT ANTENNA)	1969	1970	<b>W723</b>	<b>LBT</b>			K		<b>PR</b>	POA
BEL AIR, BISCAYNE, IMPALA 2 DR HARD-TOP, CONVERTIBLE (N.B. SOME MODELS HAVE INBUILT ANTENNA)	1969	1970	<b>W722</b>	<b>LBT</b>			K		<b>PR</b>	POA
CORVETTE 2 DR COUPE	1953	1955	<b>W361</b>	<b>LBT</b>			R	P	<b>PR</b>	POA
CORVETTE 2 DR COUPE	1956	1962	WF003	LBT	1671	455	F	P	H	448
CORVETTE STING RAY 2 DR COUPE, 2 DR CONVERTIBLE	1963	1967	<b>W636</b>	<b>LBT</b>			R	P	<b>PR</b>	POA
CORVETTE 2 DR COUPE, 2 DR CONVERTIBLE	1968	1972	WF714	LBT	1347		K		G	406
CORVETTE 2 DR COUPE, 2 DR CONVERTIBLE	1973	1976	WF812	LBT	1347		K		G	406
CORVETTE 2 DR COUPE, 2 DR CONVERTIBLE	1976	1982	WF893	LBT	1350		K		G	406
ASTRO L10, M10 VAN	1985	1993	WF971	LBT	1720	745			F	364
BACKPACKER, DURANGO, TAHOE S10 2 DR PICK-UP	1982	1993	WF943	LBT	1458	704			F	364
BERETTA 2 DR COUPE	1987	1993	WF1014	LBT	1540	780			F	364
BLAZER S10, T10 2 DR & 4 DR UTILITY	1983	1994	WF943	LBT	1458	680			F	364
BLAZER S10, T10 2 DR & 4 DR UTILITY	1995		WF1168MW	LBT	1594	704			F	364
C1500, C2500, C3500, K1500, K2500, K3500 SILVERADO 2 & 4 DR PICK-UP (IMPORTED WINDSCREEN WITH MOULDING ATTACHED)	1992		DW1217	LBT	1697	721			F	364
CAMARO 2 DR CONVERTIBLE	1967	1970	GM015	LBT	1553	490			G	406
CAMARO 2 DR HARD-TOP, 2 DR COUPE	1967	1970	WF688	LBT	1520	510			G	406
CAMARO Z28 2 DR HARD-TOP	1970	1981	GM785	LBT	1648	670			G	406
CAMARO Z28 2 DR COUPE, 2 DR CONVERTIBLE	1982	1992	GM942	LBT	1590	807			F	364



# USA WINDSCREEN CATALOGUE

Effective SEPTEMBER 2009

DESCRIPTION	DATE FROM	DATE TO	PGI CODE	STOCK COLOUR	BOTTOM WIDTH	CENTRE HEIGHT	INST. TYPE	EXTRAS REQ?	CAT	R.R.P. (inc GST)
<b>CHEVROLET (cont.)</b>										
<b>CAMARO Z28</b> 2 DR COUPE, 2 DR CONVERTIBLE <i>(N.B. FULLY IMPORTED WINDSCREEN)</i>	1993		WF016	LBT	1651				F	364
<b>CAPRICE, CAPRICE CLASSIC, CAPRICE BROUGHAM</b> 4 DR SEDAN, WAGON, 2 DR COUPE	1977	1986	GM906	LBT	1666	698			F	364
<b>CAPRICE, CAPRICE CLASSIC, CAPRICE BROUGHAM</b> 4 DR SEDAN, WAGON, 2 DR COUPE	1987	1990	WF1066MW	LBT	1666	698			F	364
<b>CAPRICE, CLASSIC</b> 4 DR SEDAN, WAGON	1991	1996	WF1089	LBT	1710	925			F	364
<b>CAVALIER Z24</b> 2 DR COUPE, 2 DR CONVERTIBLE	1990	1994	EWF1074	LBT	1392	665			F	364
<b>CHEVELLE, MALIBU, MONTE CARLO</b> 2 DR HARD-TOP, 2 DR COUPE	1968	1972	GM709	LBT	1610	575			F	364
<b>CHEVELLE, MALIBU, LAGUNA</b> 4 DR HARD-TOP, WAGON	1973	1977	WF804	LBT	1639	687			F	364
<b>CHEVY VAN, SPORT VAN</b> VAN & MINI BUS	1970	1975	WF620	LBT	1792	640			F	364
<b>CHEVY VAN, SPORT VAN</b> VAN & MINI BUS	1981	1996	WF925	LBT	1794	640			F	364
<b>CORSICA</b> 4 DR SEDAN, 5 DR HATCHBACK	1987	1996	WF1015	LBT	1548	781			F	364
<b>CORVETTE</b> 2 DR COUPE, 2 DR CONVERTIBLE	1984	1996	GM951	LBT	1565	795			F	364
<b>CORVETTE C5</b> 2 DR HARDTOP, 2 DR CONVERTIBLE	1997	2004	WF1325MW	LBT	1618	918			F	364
<b>EL CAMINO</b> 2 DR PICK-UP	1968	1972	GM709	LBT	1610	575			F	364
<b>EL CAMINO</b> 2 DR PICK-UP	1973	1977	EWF015	LBT	1649	660			F	364
<b>FLEETSIDE, HIGHLANDER S10</b> 2 DR PICK-UP	1994		WF1168MW	LBT	1594	704			F	364
<b>APACHE, H55, 3116</b> PANEL VAN, SUBURBAN CARRY-ALL, N/C & C.O.E TRUCK	1955	1959	WF407	LBT	1768	456			F	364
<b>IMPALA</b> 4 DR SEDAN	1977	1990	GM906	LBT	1666	698			F	364
<b>IMPALA SS</b> 4 DR SEDAN	1994	1996	WF1089	LBT	1710	925			F	364
<b>KODIAK, SERIES 50-65-70</b> N/C HEAVY DUTY TRUCK <i>(IMPORTED WINDSCREEN WITH MOULDING ATTACHED)</i>	1992	1998	DW1217	LBT	1697	721			F	364
<b>LUMINA</b> 4 DR SEDAN	1989	1994	WF1060	LBT	1648	880			F	364
<b>LUMINA</b> 4 DR SEDAN	1995		WF1195	LBT	1629	891			F	364
<b>SILVERADO, 1500, 2500</b> 2 & 4 DR PICK-UP	1999	2006	WF1341MW	LBT	1747	737			F	364
<b>SILVERADO, 1500, 2500, 3500</b> 2 & 4 DR PICK-UP	2007		WF1659MWR	LBT	1720	822			F	364
<b>SILVERADO, 1500, 2500, 3500</b> 2 & 4 DR PICK-UP	2007		WF1659MW	LBT	1720	822			F	364



# USA WINDSCREEN CATALOGUE

Effective SEPTEMBER 2009

DESCRIPTION	DATE FROM	DATE TO	PGI CODE	STOCK COLOUR	BOTTOM WIDTH	CENTRE HEIGHT	INST. TYPE	EXTRAS REQ?	CAT	R.R.P. (inc GST)
<b>CHEVROLET (CONT.)</b>										
<b>SUBURBAN</b> 4 DR UTILITY (IMPORTED WINDSCREEN WITH MOULDING ATTACHED)	1993	1999	DW1217	LBT	1697	721			F	364
<b>SUBURBAN</b> 4 DR UTILITY	2000	2006	WF1341MW	LBT	1747	737			F	364
<b>SUBURBAN</b> 4 DR UTILITY	2007		WF1659MWR	LBT	1720	822			F	364
<b>SUBURBAN</b> 4 DR UTILITY	2007		WF1659MW	LBT	1720	822			F	364
<b>TAHOE</b> 2 & 4 DR UTILITY (IMPORTED WINDSCREEN WITH MOULDING ATTACHED)	1995	1999	DW1217	LBT	1697	721			F	364
<b>TAHOE</b> 4 DR UTILITY	2000	2006	WF1341MW	LBT	1747	737			F	364
<b>TAHOE</b> 4 DR UTILITY	2007		WF1659MWR	LBT	1720	822			F	364
<b>TAHOE</b> 4 DR UTILITY	2007		WF1659MW	LBT	1720	822			F	364
<b>CHRYSLER</b>										
<b>300</b> 4 DR SEDAN	1998	2004	WF1324MP	LBT	1594	980			F	364
<b>300C</b> 4 DR SEDAN, WAGON (OEM HAS NO CERAMIC AROUND RAIN SENSOR)	2005		WF1572MWR	LBT	1645	765			E	364
<b>5TH AVENUE "M" BODY</b> 4 DR SEDAN	1983	1989	CH051	LBT	1583	676			F	364
<b>CIRRUS</b> 4 DR SEDAN	1995		WF1198MP	LBT	1554	1000			F	364
<b>CONCORDE "LH" BODY</b> 4 DR SEDAN	1993	1997	WF1216MW	LBT	1659	967			F	364
<b>CONCORDE "LH" BODY</b> 4 DR SEDAN	1998		WF1324MP	LBT	1594	980			F	364
<b>IMPERIAL, CROWN</b> 2 & 4 DR HARD-TOP	1964	1966	CH066	LBT	1960	646			F	364
<b>IMPERIAL "Y" BODY</b> 4 DR SEDAN	1990	1993	EW1043	LBT	1532	723			F	364
<b>LEBARON</b> 2 & 4 DR HARD-TOP	1964	1966	CH066	LBT	1960	646			F	364
<b>LEBARON GTS "H" BODY</b> 5 DR HATCHBACK	1985	1989	ECH060	LBT	1475	732			F	364
<b>LEBARON "A" BODY</b> 4 DR SEDAN	1990	1994	WF1057	LBT	1434	732			F	364
<b>LHS "LH" BODY</b> 4 DR SEDAN	1994	1997	WF1216MW	LBT	1659	967			F	364
<b>LHS "LH" BODY</b> 4 DR SEDAN	1998		WF1324MP	LBT	1594	980			F	364
<b>NEW YORKER "M" BODY</b> 4 DR SEDAN	1982	1987	CH051	LBT	1583	676			F	364
<b>NEW YORKER "C" BODY</b> 4 DR SEDAN	1988	1993	EW1043	LBT	1532	723			F	364



# USA WINDSCREEN CATALOGUE

Effective **SEPTEMBER 2009**

DESCRIPTION	DATE FROM	DATE TO	PGI CODE	STOCK COLOUR	BOTTOM WIDTH	CENTRE HEIGHT	INST. TYPE	EXTRAS REQ?	CAT	R.R.P. (inc GST)
<b>CHRYSLER (cont.)</b>										
NEW YORKER 5TH AVENUE "Y" BODY 4 DR SEDAN	1990	1993	EWF1043	LBT	1532	723			F	364
TOWN & COUNTRY MINI VAN	1984	1990	EWF963W	LBT	1572	757			F	364
TOWN & COUNTRY MINI VAN	1991	1995	WF1118	LBT	1574	757			F	364
TOWN & COUNTRY MINI VAN	1996		WF1224MP	LBT	1590	1088			F	364
<b>DE SOTO</b>										
FIRESWEEP, LS1, MS1 4 DR SEDAN, WAGON, 4 DR SUBURBAN	1957	1959	WF454	LBT	1872	582	R	P	F	364
"P" SERIES 4 DR SEDAN, 2 & 4 DR HARD-TOP, 2 DR CONVERTIBLE	1960	1960	WF617	LBT	1555	567	R	P	F	364
<b>DODGE</b>										
PHOENIX PD1, PD2, PD4 2 & 4 DR SEDAN, WAGON, 2 & 4 DR HARD-TOP, 2 DR CONVERTIBLE	1960	1960	WF617	LBT	1555	567	R	P	H	448
PHOENIX PD4, RD4 2 & 4 DR SEDAN, WAGON, 2 & 4 DR HARD-TOP (N.B. WF604BL HAS A "BUBBLED" EFFECT AT THE TOP OF THE WINDSCREEN)	1960	1961	WF604	LBT	1820		R	P	H	448
PHOENIX SD2 4 DR SEDAN	1962	1963	<b>W617</b>	<b>LBT</b>			R	P	<b>PR</b>	POA
PHOENIX TD2, VD2 2 & 4 DR SEDAN, 2 & 4 DR HARD-TOP, WAGON	1963	1964	<b>W647</b>	<b>LBT</b>			R	P	<b>PR</b>	POA
PHOENIX AP2D, DP6, DC6, DD6 4 DR SEDAN, WAGON	1965	1968	WF010	LBT	1679	708	R	P	G	406
PHOENIX AP2D, DP6, DC6, DD6 2 & 4 DR HARD-TOP	1965	1968	WF657	LBT	1667	677	R	P	G	406
PHOENIX DE, DF, DG 4 DR SEDAN, WAGON	1969	1973	WF726	LBT	1773	636	R	P	G	406
PHOENIX DE, DF, DG 2 & 4 DR HARD-TOP	1969	1973	WF004	LBT	1776	596	R	P	G	406
CARAVAN, GRAND CARAVAN MINI VAN	1991	1995	WF1118	LBT	1574	757	U		F	364
CARAVAN, GRAND CARAVAN MINI VAN	1996		WF1224MP	LBT	1590	1088	U		F	364
CARAVAN, GRAND CARAVAN, RAM, ROYAL MINI VAN	1984	1990	EWF963W	LBT	1572	757	U		F	364
CHALLENGER 2 DR COUPE	2008		WF1760MW	LBT	1643	857	U		F	364
CHARGER 2 DR HARDTOP	1968	1970	WF715	LBT	1534	539	K		F	364
CHARGER 4 DR SEDAN (OEM HAS NO CERAMIC AROUND RAIN SENSOR)	2005		WF1572MWR	LBT	1645	765	U		E	325





# USA WINDSCREEN CATALOGUE

Effective **SEPTEMBER 2009**

DESCRIPTION	DATE FROM	DATE TO	PGI CODE	STOCK COLOUR	BOTTOM WIDTH	CENTRE HEIGHT	INST. TYPE	EXTRAS REQ?	CAT	R.R.P. (inc GST)
<b>DODGE (cont.)</b>										
DAKOTA 2 DR PICK-UP	1986	1996	WF999	LBT	1521	693	U		F	364
DAKOTA 2 DR PICK-UP	1997	2004	WF1295MW	LBT	1589	797	U		F	364
AVENGER JS 4 DR SEDAN	2007		<b>WF1683MW</b>	<b>LBT</b>			U	P	<b>RP</b>	POA
CALIBER PM 5 DR HATCHBACK	2006		<b>WF1643MW</b>	<b>LBT</b>			U	P	<b>RP</b>	POA
JOURNEY JC WAGON	2008		<b>WF1759MW</b>	<b>LBT</b>			U	P	<b>RP</b>	POA
NITRO KA 5 DR WAGON	2007		WF1670MW	LBT	1554	683	U	P	E	180
DIPLOMAT "M" BODY 4 DR SEDAN	1978	1989	CH051	LBT	1583	676			F	364
DURANGO 4 DR UTILITY	1998		WF1295MW	LBT	1589	797			F	364
DYNASTY "C" BODY 4 DR SEDAN	1988	1993	EWF1043	LBT	1532	723			F	364
INTREPID "LH" BODY 4 DR SEDAN	1993	1997	WF1216MW	LBT	1659	967			F	364
INTREPID "LH" BODY 4 DR SEDAN	1998		WF1324MP	LBT	1594	980			F	364
KARY, SPORTSMAN, TRADESMAN MAXI VAN, MINI BUS	1970	1979	WF760	LBT	1820	620			F	364
KARY, RAM, SPORTSMAN MAXI VAN, MINI BUS	1994	1997	CH053	LBT	1847	662			F	364
LANCER "H" BODY 5 DR HATCHBACK	1985	1989	ECH060	LBT	1475	732			F	364
RAM 1500, 2500, 3500 2 & 4 DR PICK-UP	1994	2001	WF1176	LBT	1779	875			F	364
RAM 1500, 2500, 3500 2 & 4 DR PICK-UP	2002	2008	WF1456MW	LBT	1730	907			F	364
SHADOW "P" BODY 3 & 5 DR HATCHBACK, 2 DR CONVERTIBLE	1987	1994	EWF998	LBT	1439	696			F	364
STRATUS 4 DR SEDAN	1995		WF1198MP	LBT	1554	1000			F	364

## FORD

MAINLINE UTILITY REAR WINDSCREEN	1952	1954	FD050R	LBT	851	343	R	P	G	406
CUSTOMLINE, MAINLINE 4 DR SEDAN, UTILITY	1952	1954	FD015	LBT			R	P	G	406
CUSTOMLINE, MAINLINE 4 DR SEDAN, UTILITY	1955	1959	FD378	LBT	1838	442	R	P	H	448
CUSTOM 300 4 DR SEDAN, WAGON, UTILITY	1957	1958	EFD025	LBT	1900	435	R	P	H	448
CUSTOM 300, FAIRLAINE 500 (TANK) 4 DR SEDAN	1959	1960	<b>W571</b>	<b>LBT</b>			R	P	<b>PR</b>	POA
FAIRLAINE 500 (COMPACT) 4 DR SEDAN	1960	1961	<b>W581</b>	<b>LBT</b>			R	P	<b>PR</b>	POA



# USA WINDSCREEN CATALOGUE

Effective SEPTEMBER 2009

DESCRIPTION	DATE FROM	DATE TO	PGI CODE	STOCK COLOUR	BOTTOM WIDTH	CENTRE HEIGHT	INST. TYPE	EXTRAS REQ?	CAT	R.R.P. (inc GST)
<b>FORD (cont.)</b>										
<b>FAIRLAINE 500 (COMPACT)</b> 4 DR SEDAN	1962	1965	WF619	LBT	1539		R	P	G	406
<b>GALAXIE 500</b> 4 DR SEDAN	1962	1965	<b>W618</b>	<b>LBT</b>			R	P	<b>PR</b>	POA
<b>GALAXIE 500</b> 2 & 4 DR HARD-TOP, 2 DR CONVERTIBLE	1963	1965	FD036	LBT	1685		R	P	H	448
<b>GALAXIE 500</b> 4 DR SEDAN	1965	1968	WF697	LBT	1702		K		PR	448
<b>GALAXIE 500</b> 2 & 4 DR HARD-TOP, 2 DR CONVERTIBLE	1965	1968	<b>W664</b>	<b>LBT</b>			K		<b>PR</b>	POA
<b>GALAXIE 500, GALAXIE LTD</b> 4 DR SEDAN	1969	1971	FD719	LBT			K		G	406
<b>GALAXIE 500, GALAXIE LTD</b> 2 & 4 DR HARD-TOP, 2 DR CONVERTIBLE	1969	1971	<b>W718</b>	<b>LBT</b>			K		<b>PR</b>	POA
<b>GALAXIE 500, GALAXIE LTD</b> 4 DR SEDAN	1971	1973	FD770	LBT	1733		K		G	406
<b>GALAXIE 500, GALAXIE LTD</b> 2 & 4 DR HARD-TOP, 2 DR CONVERTIBLE	1971	1973	WF802	LBT	1738	715	K		G	406
<b>MUSTANG</b> 2 DR HARD-TOP, 2 DR CONVERTIBLE, 2 DR FASTBACK	1964	1968	FD654	LBT	1421	540	R		G	406
<b>MUSTANG</b> 2 DR FASTBACK	1969	1970	FD738	LBT	1538	555	K		G	406
<b>MUSTANG</b> 2 DR HARD-TOP, 2 DR CONVERTIBLE	1969	1970	FD739	LBT	1545	565	K		G	406
<b>MUSTANG MACH 1</b> 2 DR FASTBACK	1971	1974	FD800	LBT	1539	667	K		G	406
<b>MUSTANG MACH 1</b> 2 DR HARD-TOP, 2 DR CONVERTIBLE	1971	1974	FD801	LBT	1540	690	K		G	406
<b>MUSTANG</b> 2 DR SEDAN, 3 DR HATCHBACK	1974	1978	WF824	LBT	1470	608			G	406
<b>MUSTANG</b> 2 DR SEDAN, 3 DR HATCHBACK	1979	1993	FD900	LBT	1510	645			G	406
<b>MUSTANG</b> 2 DR COUPE	1994	2004	FD033	LBT	1547	788			E	345
<b>MUSTANG</b> 2 DR COUPE, 2 DR CONVERTIBLE	2005		WF1609MW	LBT	1550	806			F	364
<b>AEROSTAR</b> MINIVAN	1986	1997	WF1127	LBT	1581	881			F	364
<b>BRONCO 11</b> 2 DR UTILITY	1983	1991	WF939	LBT	1459	665			F	364
<b>CONTOUR</b> 4 DR SEDAN	1995		WF1264MW	LBT	1492	919			F	364
<b>CROWN VICTORIA, LTD</b> 2 & 4 DR SEDAN, WAGON	1979	1991	WF899	LBT	1698	797			F	364
<b>CROWN VICTORIA, LTD</b> 4 DR SEDAN	1992		WF1327MW	LBT					F	364
<b>ECONOLINE</b> VAN, MINI BUS	1975	1991	WF836	LBT	1828	795			F	364
<b>ECONOLINE</b> VAN, MINI BUS	1992		WF1175	LBT	1845	859			F	364



# USA WINDSCREEN CATALOGUE

Effective SEPTEMBER 2009

DESCRIPTION	DATE FROM	DATE TO	PGI CODE	STOCK COLOUR	BOTTOM WIDTH	CENTRE HEIGHT	INST. TYPE	EXTRAS REQ?	CAT	R.R.P. (inc GST)
<b>FORD (cont.)</b>										
<b>EXPEDITION</b> 4 DR UTILITY	1997		WF1256MW	LBT	1688	884			F	364
<b>F150, F250</b> 2 DR PICK-UP <b>LIGHT DUTY</b>	1997	2003	WF1256MW	LBT	1688	884			F	364
<b>F150</b> 2 DR PICK-UP <b>LIGHT DUTY</b>	2004		WF1551MW	LBT	1793	858			F	364
<b>F250, F350, F450, F550, F650, F750</b> 2 & 4 DR PICK-UP <b>HEAVY DUTY</b>	1999		WF1319MW	LBT	1749	822			F	364
<b>LANDAU, LTD, COUNTRY SQUIRE</b> 2 & 4 DR SEDAN, WAGON	1979	1991	WF899	LBT	1698	797			F	364
<b>RANGER</b> 2 DR PICK-UP	1983	1992	WF939	LBT	1459	665			F	364
<b>RANGER</b> 2 DR PICK-UP	1993	1997	EFD038W	LBT	1486	665			F	364
<b>TAURUS</b> 4 DR SEDAN, WAGON	1986	1995	WF980	LBT	1490	822			F	364
<b>TAURUS</b> 4 DR SEDAN, WAGON	1996		WF1218MW	LBT	1596	965			F	364
<b>TEMPO</b> 2 & 4 DR SEDAN	1983	1994	WF947	LBT	1400	740			F	364
<b>THUNDERBIRD</b> 2 DR COUPE, 2 DR CONVERTIBLE	1958	1960	WF540	LBT	1930	537			F	364
<b>THUNDERBIRD</b> 2 & 4 DR HARD-TOP	1970	1971	WF742	LBT	1670	596			F	364
<b>THUNDERBIRD</b> 2 DR HARD-TOP	1972	1976	WF792	LBT	1635	685			F	364
<b>THUNDERBIRD</b> 2 DR COUPE, 2 DR FASTBACK	1983	1988	WF949	LBT	1512	660			F	364
<b>THUNDERBIRD</b> 2 DR COUPE	1989	1997	WF1047	LBT	1600	873			F	364
<b>GMC</b>										
<b>1754 TO 1784 MODELS</b> PANEL VAN, SUBURBAN CARRY-ALL, N/C & C.O.E TRUCK	1955	1959	WF407	LBT	1768	456			H	448
<b>JIMMY, GYPSY, SIERRA, SONOMA, TYPHOON S15, T15</b> 2 & 4 DR UTILITY, 2 DR PICK-UP	1982	1994	WF943	LBT	1458	704			F	364
<b>ENVOY, JIMMY</b> 2 DR & 4 DR UTILITY	1995		WF1168MW	LBT	1594	704			F	364
<b>MAGNA, VANDURA</b> VAN & MINI BUS	1970	1975	WF620	LBT	1792	640			G	406
<b>MAGNA, VANDURA</b> VAN & MINI BUS	1981	1996	WF925	LBT	1794	640			F	364
<b>SAFARI</b> VAN	1985	1993	WF971	LBT	1720	745			F	364
<b>SIERRA, TOPKICK C1500, C2500, C3500, K1500, K2500, K3500</b> 2 & 4 DR PICK-UP (IMPORTED WINDSCREEN WITH MOULDING ATTACHED)	1992		DW1217	LBT	1697	721			F	364



# USA WINDSCREEN CATALOGUE

Effective SEPTEMBER 2009

DESCRIPTION	DATE FROM	DATE TO	PGI CODE	STOCK COLOUR	BOTTOM WIDTH	CENTRE HEIGHT	INST. TYPE	EXTRAS REQ?	CAT	R.R.P. (inc GST)
<b>GMC</b>										
SIERRA, 1500, 2500 2 & 4 DR PICK-UP	1999	2006	WF1341MW	LBT	1747	737			F	364
SIERRA, 1500, 2500 2 & 4 DR PICK-UP	2007		WF1659MWR	LBT	1720	822			F	364
SIERRA, 1500, 2500 2 & 4 DR PICK-UP	2007		WF1659MW	LBT	1720	822			F	364
SONOMA S15, T15 2 DR PICK-UP	1994		WF1168MW	LBT	1594	704			F	364
SPRINT 2 DR PICK-UP	1968	1972	GM709	LBT	1610	575			F	364
SPRINT 2 DR PICK-UP	1973	1977	EWFO15	LBT	1649	660			F	364
SUBURBAN 4DR UTILITY (IMPORTED WINDSCREEN WITH MOULDING ATTACHED)	1992	1999	DW1217	LBT	1697	721			F	364
SUBURBAN 4DR UTILITY	2000	2006	WF1341MW	LBT	1747	737			F	364
SUBURBAN 4DR UTILITY	2007		WF1659MWR	LBT					F	364
SUBURBAN 4DR UTILITY	2007		WF1659MW	LBT					F	364
YUKON 2 & 4 DR UTILITY (IMPORTED WINDSCREEN WITH MOULDING ATTACHED)	1992	1999	DW1217	LBT	1697	721			F	364
YUKON 4 DR UTILITY	2000	2006	WF1341MW	LBT	1747	737			F	364
YUKON 4 DR UTILITY	2007		WF1659MWR	LBT					F	364
YUKON 4 DR UTILITY	2007		WF1659MW	LBT					F	364
<b>LINCOLN</b>										
CONTINENTAL 4 DR SEDAN, 2 DR HARD-TOP	1970	1974	FD743	LBT	1712	709			F	364
CONTINENTAL 4 DR SEDAN, 2 DR HARD-TOP	1975	1979	FD834	LBT	1660	707			F	364
CONTINENTAL MARK 111 2 DR HARD-TOP	1970	1971	WF742	LBT	1670	596			F	364
CONTINENTAL MARK 1V 2 DR HARD-TOP	1972	1976	WF792	LBT	1635	685			F	364
CONTINENTAL MARK V 2 DR HARD-TOP	1977	1979	FD868	LBT	1660				F	364
CONTINENTAL MARK VII 2 DR SEDAN	1984	1992	WF949	LBT	1512	660			F	364
NAVIGATOR 4 DR UTILITY	1998	2003	WF1256MW	LBT	1688	884			F	364
MARK LT 4 DR UTILITY	2006		WF1551MW	LBT	1793	858			F	364



# USA WINDSCREEN CATALOGUE

Effective **SEPTEMBER 2009**

DESCRIPTION	DATE FROM	DATE TO	PGI CODE	STOCK COLOUR	BOTTOM WIDTH	CENTRE HEIGHT	INST. TYPE	EXTRAS REQ?	CAT	R.R.P. (inc GST)
<b>MERCURY</b>										
<b>COUGAR 2 DR COUPE</b>	1983	1988	WF949	LBT	1512	660			F	364
<b>COUGAR 2 DR COUPE</b>	1989	1997	WF1047	LBT	1600	873			F	364
<b>GRAND MARQUIS 2 &amp; 4 DR SEDAN, WAGON</b>	1979	1991	WF899	LBT	1698	797			F	364
<b>GRAND MARQUIS 4 DR SEDAN</b>	1992		WF1327MW	LBT					F	364
<b>MYSTIQUE 4 DR SEDAN</b>	1995		WF1264MW	LBT	1492	919			F	364
<b>SABLE 4 DR SEDAN, WAGON</b>	1986	1995	WF980	LBT	1490	822			F	364
<b>SABLE 4 DR SEDAN, WAGON</b>	1996		WF1218MW	LBT	1596	965			F	364
<b>TOPAZ 2 &amp; 4 DR SEDAN</b>	1983	1994	WF947	LBT	1400	740			F	364
<b>OLDSMOBILE</b>										
<b>ACHIEVA 4 DR SEDAN, 2 DR COUPE</b>	1992	1998	WF1137	LBT	1499	666			F	364
<b>BRAVADA 4 DR UTILITY</b>	1991	1994	WF943	LBT	1458	680			F	364
<b>BRAVADA 4 DR UTILITY</b>	1996		WF1168MW	LBT	1594	704			F	364
<b>CUSTOM CRUISER 4 DR WAGON</b>	1977	1986	GM906	LBT	1666	698			F	364
<b>CUSTOM CRUISER 4 DR WAGON</b>	1987	1990	WF1066MW	LBT	1666	698			F	364
<b>CUSTOM CRUISER 4 DR WAGON</b>	1991	1992	WF1089	LBT	1710	925			F	364
<b>CUTLASS F-85 2 DR HARD-TOP, 2 DR COUPE</b>	1968	1972	GM709	LBT	1610	575			F	364
<b>CUTLASS, BROUGHAM 2 DR HARD-TOP</b>	1973	1977	EWFO15	LBT	1649	660			F	364
<b>CUTLASS, BROUGHAM, VISTA 4 DR HARD-TOP, WAGON</b>	1973	1977	WF804	LBT		687			F	364
<b>CUTLASS 4 DR SEDAN</b>	1988	1997	WF1060	LBT	1648	880			F	364
<b>DELTA 88 4 DR SEDAN</b>	1977	1985	GM906	LBT	1666	698			F	364
<b>DELTA 88 4 DR SEDAN</b>	1986	1991	WF1067	LBT	1627	732			F	364
<b>EIGHTY-EIGHT, ROYALE 4 DR SEDAN</b>	1986	1991	WF1067	LBT	1627	732			F	364
<b>EIGHTY-EIGHT, ROYALE 4 DR SEDAN</b>	1992	1998	WF1105	LBT	1683	825			F	364
<b>NINETY-EIGHT, REGENCY 4 DR SEDAN, 2 DR COUPE</b>	1977	1985	GM906	LBT	1666	698			F	364
<b>NINETY-EIGHT, REGENCY 4 DR SEDAN, 2 DR COUPE</b>	1986	1990	WF1067	LBT	1627	732			F	364



# USA WINDSCREEN CATALOGUE

Effective **SEPTEMBER 2009**

DESCRIPTION	DATE FROM	DATE TO	PGI CODE	STOCK COLOUR	BOTTOM WIDTH	CENTRE HEIGHT	INST. TYPE	EXTRAS REQ?	CAT	R.R.P. (inc GST)
<b>OLDSMOBILE</b>										
<b>NINETY-EIGHT, REGENCY</b> 4 DR SEDAN	1991	1998	WF1105	LBT	1683	825			F	364
<b>TORONADO</b> 2 DR COUPE	1966	1970	WF670	LBT	1639	642			F	364
<b>TORONADO, BROUGHAM, TROFEO</b> 2 DR COUPE	1986	1989	GM1040	LBT	1620				F	364
<b>PLYMOUTH</b>										
<b>ACCLAIM "A" BODY</b> 4 DR SEDAN	1989	1995	WF1057	LBT	1434	732			F	364
<b>BREEZE</b> 4 DR SEDAN	1996		WF1198MP	LBT	1554	1000			F	364
<b>GRAN FURY "M" BODY</b> 4 DR SEDAN	1982	1989	CH051	LBT	1583	676			F	364
<b>SUNDANCE "P" BODY</b> 3 & 5 DR HATCHBACK	1987	1994	EWf998	LBT	1439	696			F	364
<b>VOYAGER</b> MINI BUS	1970	1979	WF760	LBT	1820	620			F	364
<b>VOYAGER</b> MINI BUS	1994	1997	CH053	LBT	1847	662			F	364
<b>VOYAGER, GRAND VOYAGER</b> MINI VAN	1984	1990	EWf963W	LBT	1572	757			F	364
<b>VOYAGER, GRAND VOYAGER</b> MINI VAN	1991	1995	WF1118	LBT	1574	757			F	364
<b>VOYAGER, GRAND VOYAGER</b> MINI VAN	1996		WF1224MP	LBT	1590	1088			F	364
<b>PONTIAC</b>										
<b>CHIEFTAIN</b> 2 DR COUPE	1953	1954	<b>W318</b>	<b>LBT</b>			R	P	<b>PR</b>	POA
<b>CHIEFTAIN</b> 4 DR SEDAN	1953	1954	<b>W317</b>	<b>LBT</b>			R	P	<b>PR</b>	POA
<b>CHIEFTAIN, STAR CHIEF</b> 4 DR SEDAN	1955	1956	WF394	LBT	1762	470	R	P	H	448
<b>CHIEFTAIN, STAR CHIEF</b> 2 & 4 DR HARD-TOP	1955	1956	WF396	LBT	1764		R	P	H	448
<b>CHIEFTAIN, STAR CHIEF</b> 4 DR SEDAN	1957	1957	GM513	LBT	1766	489	R	P	H	448
<b>CHIEFTAIN, STAR CHIEF</b> 4 DR SEDAN	1958	1958	GM609	LBT	1922	480	R	P	H	448
<b>CHIEFTAIN, LAURENTIAN, PARISIENNE</b> 4 DR SEDAN	1959	1960	WF008	LBT	2036	697	R	P	H	448
<b>LAURENTIAN, PARISIENNE</b> 2 & 4 DR HARD-TOP	1959	1960	EWf615	LBT	1989		R	P	H	448
<b>LAURENTIAN, PARISIENNE</b> 4 DR SEDAN	1960	1960	<b>W586</b>	<b>LBT</b>			R	P	<b>PR</b>	POA



# USA WINDSCREEN CATALOGUE

Effective SEPTEMBER 2009

DESCRIPTION	DATE FROM	DATE TO	PGI CODE	STOCK COLOUR	BOTTOM WIDTH	CENTRE HEIGHT	INST. TYPE	EXTRAS REQ?	CAT	R.R.P. (inc GST)
<b>PONTIAC (cont.)</b>										
LAURENTIAN, PARISIENNE 4 DR SEDAN	1961	1962	WF609	LBT	1704	731	R	P	H	448
LAURENTIAN, PARISIENNE 2 & 4 DR HARD-TOP	1961	1962	<b>W608</b>	<b>LBT</b>			R	P	<b>PR</b>	POA
LAURENTIAN, PARISIENNE 4 DR SEDAN (N.B. SOME MODELS HAVE INBUILT ANTENNA)	1963	1964	WF631	LBT	1620	728	R	P	G	406
LAURENTIAN, PARISIENNE 2 DR HARD-TOP, CONVERTIBLE (N.B. SOME MODELS HAVE INBUILT ANTENNA)	1963	1964	<b>W626</b>	<b>LBT</b>			R	P	<b>PR</b>	POA
LAURENTIAN, PARISIENNE 4 DR HARD-TOP (N.B. SOME MODELS HAVE INBUILT ANTENNA)	1963	1964	<b>W628</b>	<b>LBT</b>			R	P	<b>PR</b>	POA
LAURENTIAN, PARISIENNE 4 DR SEDAN	1965	1968	GM661	LBT	1716	630	K		G	406
LAURENTIAN, PARISIENNE 2 & 4 DR HARD-TOP, CONVERTIBLE	1965	1968	GM660	LBT	1716	600	K		G	406
LAURENTIAN, PARISIENNE 4 DR SEDAN (N.B. SOME MODELS HAVE INBUILT ANTENNA)	1969	1970	<b>W723</b>	<b>LBT</b>			K		<b>PR</b>	POA
LAURENTIAN, PARISIENNE 2 & 4 DR HARD-TOP (N.B. SOME MODELS HAVE INBUILT ANTENNA)	1969	1970	<b>W722</b>	<b>LBT</b>			K		<b>PR</b>	POA
BONNEVILLE 4 DR SEDAN	1987	1991	WF1067	LBT	1627	732			F	364
BONNEVILLE 4 DR SEDAN	1992	1999	WF1105	LBT	1683	825			F	364
BONNEVILLE, CATALINA 4 DR SEDAN, WAGON	1977	1981	GM906	LBT	1666	698			F	364
FIERO 2 DR COUPE	1984	1988	WF012	LBT	1503				F	364
FIREBIRD 2 DR CONVERTIBLE	1967	1970	GM015	LBT	1553	490			F	364
FIREBIRD 2 DR HARD-TOP, 2 DR COUPE	1967	1970	WF688	LBT	1520	510			G	406
FIREBIRD 2 DR HARD-TOP, 2 DR COUPE	1970	1981	GM785	LBT	1648	670			G	406
FIREBIRD 2 DR COUPE, 2 DR CONVERTIBLE	1982	1992	GM942	LBT	1590	807			F	364
FIREBIRD 2 DR COUPE, 2 DR CONVERTIBLE (N.B. FULLY IMPORTED WINDSCREEN)	1993		WF016	LBT	1651				F	364
GRAND AM 4 DR SEDAN, 2 DR COUPE	1992	1998	WF1137	LBT	1499	666			F	364
GRAND PRIX, LE MANS, GTO 2 DR HARD-TOP, 2 DR COUPE	1968	1972	GM709	LBT	1610	575			F	364
GRAND AM, GRAND PRIX, LE MANS, GTO 2 DR HARD-TOP	1973	1977	EWF015	LBT	1649	660			F	364
GRAND AM, LE MANS 4 DR HARD-TOP, WAGON	1973	1977	WF804	LBT	1639	687			F	364
GRAND PRIX 4 DR SEDAN	1988	1996	WF1060	LBT	1648	880			F	364
LE MANS 4 DR SEDAN, 3 DR HATCHBACK	1988	1993	GM010	LBT	1385	705			F	364
PARISIENNE, SAFARI 4 DR SEDAN, WAGON	1977	1986	GM906	LBT	1666	698			F	364



# USA WINDSCREEN CATALOGUE

Effective **SEPTEMBER 2009**

DESCRIPTION	DATE FROM	DATE TO	PGI CODE	STOCK COLOUR	BOTTOM WIDTH	CENTRE HEIGHT	INST. TYPE	EXTRAS REQ?	CAT	R.R.P. (inc GST)
<b>PONTIAC (cont.)</b>										
<b>PARISIENNE, SAFARI</b> 4 DR SEDAN, WAGON	1987	1989	WF1066MW	LBT	1666	698			F	364
<b>SUNBIRD</b> 2 DR COUPE, 2 DR CONVERTIBLE	1990	1994	EW1074	LBT	1392	665			F	364
<b>TRANS AM</b> 2 DR CONVERTIBLE	1967	1970	GM015	LBT	1553	490			F	364
<b>TRANS AM</b> 2 DR HARD-TOP, 2 DR COUPE	1967	1970	WF688	LBT	1520	510			F	364
<b>TRANS AM</b> 2 DR HARD-TOP	1970	1981	GM785	LBT	1648	670			F	364
<b>TRANS AM</b> 2 DR COUPE, 2 DR CONVERTIBLE	1982	1992	GM942	LBT	1590	807			F	364
<b>TRANS AM</b> 2 DR COUPE, 2 DR CONVERTIBLE (N.B. FULLY IMPORTED WINDSCREEN)	1993		WF016	LBT	1651				F	364

## RAMBLER

<b>AMBASSADOR, SUPER 6, CUSTOM 6</b> 4 DR SEDAN, WAGON, 4 DR HARD-TOP	1957	1959	<b>W438</b>	<b>LBT</b>			R	P	<b>PR</b>	POA
<b>AMBASSADOR, CLASSIC, SUPER 6</b> 4 DR SEDAN, WAGON, 4 DR HARD-TOP	1960	1962	<b>W593</b>	<b>LBT</b>			R	P	<b>PR</b>	POA
<b>AMBASSADOR, CLASSIC</b> 4 DR SEDAN, WAGON	1963	1966	RL001	LBT	1522		R	P	G	406
<b>AMERICAN</b> 4 DR SEDAN, WAGON	1964	1969	<b>W646</b>	<b>LBT</b>			R	P	<b>PR</b>	POA
<b>REBEL, MATADOR</b> 4 DR SEDAN, WAGON, 2 DR HARD-TOP	1967	1973	RL684	LBT	1615		K		G	406
<b>HORNET</b> 4 DR SEDAN	1970	1976	RL793	LBT	1480		K		G	406
<b>MATADOR</b> 4 DR SEDAN, WAGON	1973	1978	<b>W830</b>	<b>LBT</b>			K		<b>PR</b>	POA
<b>MATADOR X-COUPE</b> 2 DR COUPE	1973	1978	<b>W829</b>	<b>LBT</b>			K		<b>PR</b>	POA
<b>JAVELIN, AMX</b> 2 DR COUPE	1968	1973	RL708	LBT	1486	635	K		G	406

## STUDEBAKER

<b>CHAMP 8E</b> 2 DR PICK-UP	1960	1966	WF574	LBT	1632	503	R	P	H	448
<b>COMMANDER, CRUISER, DAYTONA, WAGONAIRE</b> 2 & 4 DR SEDAN, 2 DR HARD-TOP	1964	1966	WF007	LBT	1446	505	R	P	H	448
<b>HAWK</b> 2 DR COUPE	1953	1960	<b>W306</b>	<b>LBT</b>			R	P	<b>PR</b>	POA
<b>HAWK</b> 2 DR HARD-TOP	1962	1964	<b>W306</b>	<b>LBT</b>			R	P	<b>PR</b>	POA





# USA WINDSCREEN CATALOGUE

Effective **SEPTEMBER 2009**

DESCRIPTION	DATE FROM	DATE TO	PGI CODE	STOCK COLOUR	BOTTOM WIDTH	CENTRE HEIGHT	INST. TYPE	EXTRAS REQ?	CAT	R.R.P. (inc GST)
<b>STUDEBAKER (CONT.)</b>										
<b>LARK</b> 2 & 4 DR SEDAN, 2 & 4 DR STATION WAGON, 2 DR HARD-TOP, LAND CRUISER	1955	1958	WF414	LBT	1638	477	R	P	H	448
<b>LARK</b> 2 & 4 DR SEDAN, 2 & 4 DR STATION WAGON, 2 DR HARD-TOP, 2 DR CONVERTIBLE	1959	1960	WF574	LBT	1639	502	R	P	H	448



# DOMESTIC WINDSCREEN CATALOGUE

Effective SEPTEMBER 2009

DESCRIPTION	DATE FROM	DATE TO	PGI CODE	STOCK COLOUR	BOTTOM WIDTH	CENTRE HEIGHT	INST. TYPE	EXTRAS REQ?	CAT	R.R.P. (inc GST)
<b>ALBION TRUCKS</b>										
REIVER, COMET, CHIEFTAN F/C (SNUB-NOSE)	1959	1980	LY267	LC	1810	530	R	P	RP	224
<b>ALFA ROMEO</b>										
ALFA 33 4 DR SEDAN, WAGON, 5 DR HATCHBACK	5/1984	7/1990	AR555	LBT	1360	689	R	P	C	160
ALFA 33 5 DR HATCHBACK	8/1990	1992	AR556	LBT	1377	700	U	P	C	160
ALFA 75 4 DR SEDAN	10/1985	1992	AR686	LBT	1388	610	U	P	C	160
ALFA 90 4 DR SEDAN	6/1985	4/1988	AR637	LT	1480	675	U	P	C	160
ALFA 147 3 & 5 DR HATCHBACK	9/2001		AR009MP	LBTG	1394	804	U	P	C	160
ALFA 156 5 DR WAGON	5/2000	5/2006	AR008MP	LBT	1456	851	U	P	C	160
ALFA 156 4 DR SEDAN	2/1999	9/2003	AR008MP	LBT	1456	851	U	P	C	160
ALFA 156 4 DR SEDAN (RAIN SENSOR PATCH)	10/2003	5/2006	AR008MR	LBT	1456	851	U	P	RP	POA
MIRROR BUTTON & RAIN SENSOR BRACKET FITTED			AR008ACC	LBT					RP	POA
ALFA 159 4 DR SEDAN, WAGON (RAIN SENSOR PATCH)	6/2006		AR012MR	LBT	1431	905	U	P	RP	POA
MIRROR BUTTON & RAIN SENSOR BRACKET FITTED			AR012ACC	LBT					RP	POA
ALFA 164 4 DR SEDAN	1/1989	1993	AR186	LBT	1486	840	U	E	C	160
ALFA 166 4 DR SEDAN (RAIN SENSOR PATCH)	8/1999		AR187MR	LBT	1434	875	U		E	180
ALFA BRERA 2 DR COUPE	6/2006		AR014MP	LBTG	1428	841	U		RP	POA
ALFA BRERA 2 DR COUPE (RAIN SENSOR PATCH)	6/2006		AR014MR	LBTG	1428	841	U		RP	POA
MIRROR BUTTON & RAIN SENSOR BRACKET FITTED			AR014ACC	LBT					RP	POA
ALFA GIULIA, 1300, 1600, 1750, 2000 GT, GT JUNIOR, GT VELOCE, GTV 2 DR COUPE	8/1964	1976	AR180	LT	1351	584	R	P	E	180
ALFA GTV, GT 2 DR COUPE	3/1977	2/1978	EAR007	LBT	1331	764	K		RP	POA



# DOMESTIC WINDSCREEN CATALOGUE

Effective SEPTEMBER 2009

DESCRIPTION	DATE FROM	DATE TO	PGI CODE	STOCK COLOUR	BOTTOM WIDTH	CENTRE HEIGHT	INST. TYPE	EXTRAS REQ?	CAT	R.R.P. (inc GST)
<b>ALFA ROMEO (cont.)</b>										
ALFA GTV 2 DR COUPE	3/1978	1988	AR478	LBT	1321	756	R	P	D	168
ALFA GTV 2 DR COUPE	6/1998	6/2004	AR006	LT	1538	698	U	P	C	160
ALFA GT 2 DR COUPE	7/2004		AR013MP	LBTG	1398	832	U		C	160
MIRROR BUTTON & RAIN SENSOR BRACKET FITTED			AR013ACC	LBT					RP	POA
ALFA GT 2 DR COUPE (RAIN SENSOR PATCH)	7/2004		<b>AR013MR</b>	<b>LT</b>	1398	832	U		<b>RP</b>	POA
ALFASUD SPRINT, ALFA SPRINT 2 DR COUPE, 3 DR HATCHBACK	2/1975	1988	AR539	LBT	1311	733	R	P	C	160
ALFASUD 1200 SERIES 1 4 DR SEDAN	4/1974	1977	AR184	LBT	1300	642	K		C	160
ALFASUD 1200, 1500 SERIES 11 4 DR SEDAN (I.D. RUBBER WITH CHROME MOULDS)	1978	1981	AR498	LBT	1296	636	R	P	D	168
ALFASUD 1200, 1500 SERIES 111 4 DR SEDAN, 3 & 5 DR HATCHBACK (I.D. SOLID RUBBER NO MOULDS)	1982	1984	AR184	LBT	1300	642	R	P	C	160
ALFETTA 1.8 LITRE 4 DR SEDAN (I.D. TWIN ROUND HEADLIGHTS)	4/1974	11/1978	AR182	LBT	1383	610	K		D	168
ALFETTA 1.8 LITRE 4 DR SEDAN (I.D. SINGLE SQUARE HEADLIGHTS)	12/1978	1980	AR538	LC	1372	598	R	P	D	168
ALFETTA 2000 4 DR SEDAN	3/1978	5/1985	AR622	LBT	1385	630	R	P	D	168
BERLINA, GIULIA 4 DR SEDAN	8/1964	1976	AR181	LT	1467	543	R	P	D	168
GIULIETTA 1800, 2000 4 DR SEDAN	4/1980	1986	AR010	LBT	1378	604	R	P	C	160
MITO 3 DR HATCHBACK	7/2009		<b>AR185MP</b>	<b>LBT</b>			U	P	<b>RP</b>	POA
MITO SPORT 3 DR HATCHBACK (RAIN SENSOR PATCH)	7/2009		<b>AR185MR</b>	<b>LBT</b>			U	P	<b>RP</b>	POA
MONTREAL 2 DR COUPE	4/1974	12/1976	<b>AR188</b>	<b>LT</b>	1490	795	R	P	<b>RP</b>	490
SPIDER 2600 2 DR CONVERTIBLE	1962	8/1966	<b>AR022</b>	<b>LC</b>	1455	431	R	P	<b>RP</b>	POA
SPIDER 2 DR CONVERTIBLE	9/1966	5/1972	AR011	LT	1359	480	R	P	D	168
SPIDER 2 DR CONVERTIBLE (I.D. RECESSED DOOR HANDLES)	6/1972	1976	AR479	LC	1350	573	R	P	E	180
SPIDER 2 DR CONVERTIBLE	6/1998	6/2004	AR006	LT	1538	698	U	P	C	160



# DOMESTIC WINDSCREEN CATALOGUE

Effective SEPTEMBER 2009

DESCRIPTION	DATE FROM	DATE TO	PGI CODE	STOCK COLOUR	BOTTOM WIDTH	CENTRE HEIGHT	INST. TYPE	EXTRAS REQ?	CAT	R.R.P. (inc GST)
<b>ALFA ROMEO (cont.)</b>										
<b>SPIDER 2 DR CONVERTIBLE</b>	10/2006		<b>AR014MP</b>	<b>LBT</b>	1428	841	U		<b>RP</b>	POA
<b>SPIDER 2 DR CONVERTIBLE (RAIN SENSOR PATCH)</b>	10/2006		<b>AR014MR</b>	<b>LBT</b>	1428	841	U		<b>RP</b>	POA
<b>ARMSTRONG SIDDELEY</b>										
<b>SAPPHIRE, STAR SAPPHIRE 4 DR SEDAN</b>	1953	1960	<b>AS1000</b>	<b>LT</b>	1306	410	F	P	<b>RP</b>	POA
<b>ASIA</b>										
<b>COMBI AM805, AM815, VM 18 SEATER BUS</b>	6/1993	6/2000	MA380	LBT	1812	895	R		E	180
<b>ROCSTA AM102 4WD JEEP, CAB-CHASSIS (FLAT WINDSCREEN)</b>	1/1993	2/2000	KIA003	LT	1311	454	R		A	118
<b>ATKINSON TRUCKS</b>										
<b>S SERIES F/C - FLAT 1/2 WINDSCREEN WITH WING RETURNS - LHS &amp; RHS</b>	1970	1979	AK268	LC	909	580	R	P	D	168
<b>4870 F/C FLAT ONE-PIECE WINDSCREEN</b>	1980	1988	IH713	LT	2184	630	R	P	C	160
<b>AUDI</b>										
<b>80 FOX (B1) 4 DR SEDAN (I.D. WINDSCREEN HAS FOUR SQUARE CORNERS)</b>	3/1974	10/1975	VW174	LBT	1362	623	R	P	C	160
<b>80 FOX (B1) 4 DR SEDAN (I.D. WINDSCREEN HAS FOUR ROUND CORNERS)</b>	11/1975	1979	VW175	LBT	1367	625	R	P	C	160
<b>80, 90 (B2) 2 DR COUPE</b>	1980	1988	AU006	LBTG	1404	735	U	P	C	160
<b>80 (B3, B4) 2 DR COUPE, S2 3 DR HATCHBACK</b>	1989	4/1999	EAU004	LBT	1422	810	U	E	E	180



# DOMESTIC WINDSCREEN CATALOGUE

Effective SEPTEMBER 2009

DESCRIPTION	DATE FROM	DATE TO	PGI CODE	STOCK COLOUR	BOTTOM WIDTH	CENTRE HEIGHT	INST. TYPE	EXTRAS REQ?	CAT	R.R.P. (inc GST)
<b>AUDI (cont.)</b>										
<b>80, 90, S4 (B3)</b> 4 DR SEDAN	6/1986	6/1995	AU189	LBTG	1421	846	U	E	C	160
<b>100 (C1)</b> 4 DR SEDAN	1/1970	2/1978	EAU010	LBT	1501	599	R	P	RP	POA
<b>100, 5E (C2)</b> 4 DR SEDAN (I.D. SOLID CERAMIC)	3/1978	1982	AU480	LBTG	1519	676	U		C	160
<b>100 (C3)</b> 4 DR SEDAN, WAGON (I.D. DOTTED CERAMIC)	12/1983	12/1991	AU556	LBTG	1549	834	U	E	C	160
<b>100 (C4)</b> 4 DR SEDAN, WAGON	1/1992	10/1994	AU005MP	LBT	1530	799	U	E	C	160
<b>200, 5C, V8 QUATTRO</b> 4 DR SEDAN	5/1982	5/1992	AU009	LBTG	1516	675	U		D	168
<b>5 + 5</b> 4 DR SEDAN	10/1981	1983	AU557	LBTG	1410	660	U		C	160
<b>A3, S3</b> 3 & 5 DR HATCHBACK	5/1997	5/2004	AU013MP	LBTG	1437	842	U	E	C	160
<b>A3, S3 (8P)</b> 3 & 5 DR HATCHBACK	6/2004		<b>AU017MP</b>	<b>LBTG</b>	1517	874	U		<b>RP</b>	POA
<b>A3, S3 (8P)</b> 3 & 5 DR HATCHBACK (RAIN SENSOR PATCH) OPTIONAL EXTRA ON BASE MODELS - STANDARD EQUIPMENT ON QUATTRO S LINE	6/2004		<b>AU017MR</b>	<b>LBTG</b>	1517	874	U		<b>RP</b>	POA
<b>A3 (8P)</b> 2 DR CONVERTIBLE (RAIN SENSOR PATCH)	7/2008		<b>AU029MWR</b>	<b>LBTG</b>			U		<b>RP</b>	POA
<b>A4, S4 (B5)</b> 4 DR SEDAN	7/1995	5/2001	AU007	LBTG	1438	847	U	E	C	160
<b>A4, S4, RS4 (B5)</b> WAGON	10/1996	7/2002	AU007	LBTG	1438	847	U	E	C	160
<b>A4, S4 (B6, B7)</b> 4 DR SEDAN	6/2001	3/2008	AU012MP	LBT	1445	839	U	E	C	160
<b>A4 (B6, B7)</b> WAGON	8/2002	3/2008	AU012MP	LBT	1445	839	U	E	C	160
<b>A4, S4 (B7)</b> 4 DR SEDAN, WAGON (RAIN SENSOR PATCH) AVAILABLE AS AN OPTIONAL EXTRA	2/2005	3/2008	<b>AU012MR</b>	<b>LBTG</b>	1445	839	U	E	<b>RP</b>	POA
<b>A4, S4 (B6)</b> 2 DR CABRIOLET	12/2002	6/2006	<b>AU015MP</b>	<b>LBTG</b>	1485	829	U	E	<b>RP</b>	POA
<b>A4, S4 (B7)</b> 2 DR CABRIOLET (RAIN SENSOR PATCH)	7/2006		<b>AU015MR</b>	<b>LBTG</b>	1485	829	U	E	<b>RP</b>	POA
<b>A4, S4 (B8)</b> 4 DR SEDAN, WAGON (RAIN SENSOR PATCH)	4/2008		<b>AU030MWR</b>	<b>LBY</b>	1465	888	U	E	<b>RP</b>	POA
MIRROR BUTTON & RAIN SENSOR BRACKET FITTED			AU030ACC	LBY					RP	441



# DOMESTIC WINDSCREEN CATALOGUE

Effective SEPTEMBER 2009

DESCRIPTION	DATE FROM	DATE TO	PGI CODE	STOCK COLOUR	BOTTOM WIDTH	CENTRE HEIGHT	INST. TYPE	EXTRAS REQ?	CAT	R.R.P. (inc GST)
<b>AUDI (cont.)</b>										
<b>A4, S4 (B8) 2 DR CABRIOLET (RAIN SENSOR PATCH)</b>	2009		<b>AU031MR</b>	<b>LBTG</b>			U	E	<b>RP</b>	POA
<b>A5, S5 (8T) 2 DR COUPE (RAIN SENSOR PATCH)</b>	10/2007		<b>AU025MWR</b>	<b>LBT</b>			U	E	<b>RP</b>	POA
<b>A6 (C4) 4 DR SEDAN, WAGON</b>	11/1994	9/1997	AU005MP	LBT	1530	799	U	E	C	160
<b>A6, S6 (C5) 4 DR SEDAN</b>	10/1997	12/2001	AU014MP	LBTG	1475	868	U	E	C	160
<b>A6, RS6, S6 (C6, 4B) 4 DR SEDAN</b>	1/2002	8/2004	<b>AU022MP</b>	<b>LBTG</b>	1478	880	U	E	<b>RP</b>	POA
<b>A6, ALLROAD (C5) WAGON</b>	12/1998	12/2005	AU016MP	LBTG	1475	878	U	E	C	160
<b>RS6 (4B) WAGON</b>	10/2003	12/2005	AU023MW	LBTG	1482	900	U	E	C	160
<b>A6 (4F) 4 DR SEDAN, WAGON (RAIN SENSOR PATCH)</b>	9/2004		<b>AU019MR</b>	<b>LBTG</b>			U		<b>RP</b>	POA
<b>ALLROAD (4F) WAGON (RAIN SENSOR PATCH)</b>	4/2007		<b>AU019MR</b>	<b>LBTG</b>			U		<b>RP</b>	POA
<b>A8 (D2) 4 DR SEDAN</b>	5/1995	7/2003	<b>AU026MP</b>	<b>LBTG</b>	1575	835	U		<b>RP</b>	POA
<b>A8 (D3) 4 DR SEDAN</b>	8/2003	6/2005	<b>AU027MP</b>	<b>LBTG</b>	1530	845	U	E	<b>RP</b>	POA
<b>A8 (D3) 4 DR SEDAN (RAIN SENSOR PATCH)</b>	7/2005		<b>AU027WR</b>	<b>LBTG</b>	1530	845	U	E	<b>RP</b>	POA
<b>Q7 4WD WAGON (RAIN SENSOR PATCH)</b>	9/2006		AU020WR	LBTG	1495	996	U	E	E	180
<b>Q5 4WD WAGON (RAIN SENSOR PATCH)</b>	3/2009		<b>AU032WR</b>	<b>LBTG</b>	1495	996	U	E	<b>RP</b>	POA
<b>R8 2 DR COUPE (RAIN SENSOR PATCH) NB. OEM HAS INBUILT RADIO ANTENNA</b>	7/2007		<b>AU028WRA</b>	<b>LBTG</b>	1545	809	U	E	<b>RP</b>	POA
<b>TT (8N) 2 DR COUPE, 2 DR ROADSTER</b>	5/1999	8/2006	AU011MP	LBTG	1447	752	U	E	E	180
<b>TT (8J) 2 DR COUPE, 2 DR ROADSTER (RAIN SENSOR PATCH)</b>	9/2006		<b>AU021MR</b>	<b>LBTG</b>	1451	803	U	E	<b>RP</b>	POA



# DOMESTIC WINDSCREEN CATALOGUE

Effective SEPTEMBER 2009

DESCRIPTION	DATE FROM	DATE TO	PGI CODE	STOCK COLOUR	BOTTOM WIDTH	CENTRE HEIGHT	INST. TYPE	EXTRAS REQ?	CAT	R.R.P. (inc GST)
<b>AUSTIN</b>										
<b>A90 ATLANTIC</b> 4 DR SEDAN (I.D. 3-PIECE WINDSCREEN)	1948	1952	LY035	LC	1097	370	R	P	RP	580
<b>LANCER SERIES I</b> 4 DR SEDAN	3/1958	9/1959	<b>LY043</b>	<b>LC</b>			R	P	<b>RP</b>	POA
<b>LANCER SERIES II</b> 4 DR SEDAN	10/1959	4/1962	LY034	LC	1188	422	R	P	E	180
<b>1800, KIMBERLEY, TASMAN</b> 4 DR SEDAN, UTILITY	11/1965	1975	LY003	LT	1437	488	R	P	D	168
<b>AUSTIN HEALEY</b>										
<b>HEALEY 100, 100S, 100/4 BN1, BN2</b> 2 DR CONVERTIBLE	1953	7/1957	LY029	LC	1227	313	F	P	E	180
<b>HEALEY 100/6 BN4, BN6</b> 2 DR CONVERTIBLE	8/1957	3/1960	LY018	LT	1201	315	F	P	E	180
<b>HEALEY SPRITE MK1, MK11, MK11A</b> 2 DR CONVERTIBLE	11/1958	9/1964	LY033	LT	1176	286	F	P	E	180
<b>HEALEY SPRITE MK111, MK111A, MK1V</b> 2 DR CONVERTIBLE	10/1964	1971	LY011	LT	1215	296	F	P	E	180
<b>HEALEY 3000 BJ7, BN7, BT7 MKI, MKII</b> 2 DR CONVERTIBLE	1959	2/1964	LY018	LT	1201	315	F	P	E	180
<b>HEALEY 3000 BJ8 MK111, MK111A</b> 2 DR CONVERTIBLE	3/1964	1967	LY032	LC	1299	350	F	P	E	180
<b>AUSTIN TRUCKS</b>										
<b>FJK SERIES</b> F/C	1964	1982	LY272	LT	1762	620	R	P	C	160
<b>BEDFORD</b>										
<b>CA</b> SNUB-NOSE VAN	1965	12/1969	<b>GM272</b>	<b>LBT</b>			R	P	<b>RP</b>	POA
<b>CF</b> SNUB-NOSE VAN, CAB-CHASSIS	11/1970	1981	GM276	LBT	1785	620	R	P	D	168
<b>J SERIES</b> N/C	1958	1975	GM273	LC	1402	530	R	P	D	168
<b>TK SERIES</b> F/C	1962	1981	GM274	LT	1779	630	R	P	D	168



# DOMESTIC WINDSCREEN CATALOGUE

Effective SEPTEMBER 2009

DESCRIPTION	DATE FROM	DATE TO	PGI CODE	STOCK COLOUR	BOTTOM WIDTH	CENTRE HEIGHT	INST. TYPE	EXTRAS REQ?	CAT	R.R.P. (inc GST)
<b>BELLET</b>										
FLORIAN PA20 2 DR UTILITY	12/1968	1981	GM281	LBT	1433	585	R	P	D	168
<b>BENTLEY</b>										
ARNAGE 4 DR SEDAN	6/1998		<b>RR469</b>	<b>LBTG</b>			U		<b>RP</b>	POA
AZURE 2 DR CONVERTIBLE	10/1995	9/2003	<b>RR470</b>	<b>LBTG</b>			U		<b>RP</b>	POA
AZURE 2 DR CONVERTIBLE	1/2007		<b>RR473</b>	<b>LBTG</b>			U		<b>RP</b>	POA
BROOKLANDS, EIGHT, MULSANNE, TURBO R 4 DR SEDAN	1/1981	5/1998	RR468	LT	1608	664	K/U		RP	260
CONTINENTAL 2 DR COUPE	10/1992	9/2003	<b>RR471</b>	<b>LBTG</b>			U		<b>RP</b>	POA
CONTINENTAL 2 DR COUPE	10/2003		<b>RR472</b>	<b>LBTG</b>			U		<b>RP</b>	POA
CORNICHE 2 DR COUPE, 2 DR CONVERTIBLE	1/1971	1982	<b>RR375</b>	<b>LBTG</b>			R	P	<b>RP</b>	POA
S1, S11, S111, CONTINENTAL 4 DR SEDAN	1955	12/1965	RR394	LT	1375	380	R	P	RP	420
S1, S11, S111, CONTINENTAL 2 DR COUPE	1955	12/1965	<b>RR395</b>	<b>LT</b>			R	P	<b>RP</b>	POA
T SERIES 4 DR SEDAN	3/1966	12/1980	RR374	LT	1522	500	R	P	RP	257
T SERIES 2 DR COUPE	3/1966	12/1972	<b>RR376</b>	<b>LBTG</b>			R	P	<b>RP</b>	POA
<b>BERTONE</b>										
XI-9 2 DR SPORTS	9/1988	1989	FT361	LBT	1317	623	U		E	180





# DOMESTIC WINDSCREEN CATALOGUE

Effective SEPTEMBER 2009

DESCRIPTION	DATE FROM	DATE TO	PGI CODE	STOCK COLOUR	BOTTOM WIDTH	CENTRE HEIGHT	INST. TYPE	EXTRAS REQ?	CAT	R.R.P. (inc GST)
<b>B.M.W.</b>										
<div style="border: 1px solid black; padding: 5px;"> <p><b>I.D. HINT</b> first digit = body size  second/third digit = engine size  (i) = fuel injected  (e) = economy  (s) = sports  <b>E.G. 318is = 3 SERIES / 1.8 litre / Fuel injected sports</b></p> </div>										
<b>1500, 1800, 2000</b> 4 DR SEDAN	1962	1975	BM198	LBTG	1438	552	R	P	E	180
<b>1600, 1602, 2002</b> 2 DR SEDAN	1967	2/1976	BM193	LBTG	1337	565	R	P	E	180
<b>2500, 2800, 3.0 litre, 3.3 litre</b> 4 DR SEDAN	1969	1978	BM194	LBTG	1551	626	R	P	E	180
<b>2500, 2800, 3.0 litre</b> 2 DR COUPE	1969	1975	BM195	LT	1488	701	R	P	E	180
<b>1 SERIES (E87) 116i, 118i, 120d, 120i, 130i</b> 5 DR LIFTBACK	9/2004		<b>BM010MW</b>	<b>LBTG</b>	1440	809	U		<b>RP</b>	POA
<b>1 SERIES (E82, E87, E88) 116i, 118i, 120d, 120i, 125i, 130i, 135i</b> 2 DR COUPE, 2 DR CONVERTIBLE, 5 DR LIFTBACK (RAIN SENSOR PATCH)	9/2004		BM010MWR	LBTG	1440	809	U		E	180
<b>3 SERIES (E21) 318i, 320, 320i, 323i</b> 2 DR SEDAN, 2 DR COUPE	3/1976	5/1983	BM197	LBTG	1371	680	R	P	C	160
<b>3 SERIES (E30) 318i, 320i, 325e, 325i</b> 2 DR & 4 DR SEDAN	6/1983	4/1991	BM518	LBTG	1361	694	R	P	C	160
<b>3 SERIES (E30) 318i, 320i, 323i, 325e, 325i</b> 2 DR CONVERTIBLE	6/1983	11/1993	BM518	LBTG	1361	694	R	P	C	160
<b>3 SERIES (E36) 318i, 320i, 323i, 328i</b> 4 DR SEDAN	5/1991	6/1998	BM519	LBTG	1479	818	U	E	C	160
<b>3 SERIES (E36) 316i, 318ti</b> 3 DR LIFTBACK, COMPACT	3/1995	10/2001	BM519	LBTG	1479	818	U	E	C	160
<b>3 SERIES, M3 (E36) 318i, 325i, 328i</b> 2 DR COUPE	6/1992	5/1999	BM003	LBTG	1453	800	U	E	C	160
<b>3 SERIES, M3 (E36) 325i, 328i</b> 2 DR CONVERTIBLE	12/1993	7/2000	BM003	LBTG	1453	800	U	E	C	160
<b>3 SERIES (E45, E46) 316ti, 318ti, 325ti</b> 3 DR LIFTBACK, COMPACT	11/2001	2/2005	BM204MW	LBTG	1468	858	U	E	C	160
<b>3 SERIES (E46, E46) 316ti, 318ti</b> 3 DR LIFTBACK, COMPACT (RAIN SENSOR PATCH)	11/2001	2/2005	<b>BM204MWR</b>	<b>LBTG</b>	1468	858	U	E	<b>RP</b>	POA
<b>3 SERIES (E46) 320i, 323i, 325i, 328i, 330i</b> 4 DR SEDAN	7/1998	2/2005	BM007MW	LBTG	1470	834	U	E	C	160



# DOMESTIC WINDSCREEN CATALOGUE

Effective SEPTEMBER 2009

DESCRIPTION	DATE FROM	DATE TO	PGI CODE	STOCK COLOUR	BOTTOM WIDTH	CENTRE HEIGHT	INST. TYPE	EXTRAS REQ?	CAT	R.R.P. (inc GST)
<b>B.M.W. (cont.)</b>										
<b>3 SERIES (E46) 320i, 323i, 325i, 328i, 330i</b> 4 DR SEDAN (RAIN SENSOR PATCH)	7/1998	2/2005	BM007MWR	LBTG	1470	834	U	E	E	180
<b>3 SERIES (E46) 320ci, 323ci, 325ci, 328ci, 330ci</b> 2 DR COUPE	6/1999	8/2006	BM008MW	LBTG	1497	880	U	E	C	160
<b>3 SERIES, M3 (E46) 320ci, 323ci, 325ci, 328ci, 330ci</b> 2 DR COUPE (RAIN SENSOR PATCH)	6/1999	8/2006	BM008MWR	LBTG	1497	880	U	E	E	180
<b>3 SERIES (E46) 325ci, 330ci</b> 2 DR CONVERTIBLE	8/2000	2/2007	BM008MW	LBTG	1497	880	U	E	C	160
<b>3 SERIES, M3 (E46) 325ci, 330ci</b> 2 DR CONVERTIBLE (RAIN SENSOR PATCH)	8/2000	2/2007	BM008MWR	LBTG	1497	880	U	E	E	180
<b>3 SERIES (E90, E91) 320d, 320i, 323i, 325i, 330i, 335i</b> 4 DR SEDAN, WAGON (RAIN SENSOR PATCH)	3/2005		BM014MWR	LBTG	1452	832	U	E	E	180
MIRROR BUTTON & OPTICAL COUPLER FITTED			BM014ACC	LBTG					RP	441
<b>3 SERIES, M3 (E92) 323i, 335i</b> 2 DR COUPE (RAIN SENSOR PATCH)	9/2006		<b>BM020MWR</b>	<b>LBTG</b>	1395	830	U		<b>RP</b>	POA
<b>3 SERIES, M3 335i (E93)</b> 2 DR CONVERTIBLE (RAIN SENSOR PATCH)	3/2007		BM015MWR	LBTG	1398	830	U		E	180
<b>5 SERIES (E28) 520, 520i, 525, 525E, 528, 528i, 535i</b> 4 DR SEDAN, WAGON	4/1973	8/1988	BM196	LBTG	1503	713	R	P	C	160
<b>5 SERIES, M5 (E34) 520i, 525i, 528i, 530i, 535i, 540i</b> 4 DR SEDAN, WAGON	9/1988	4/1996	BM737MP	LBTG	1518	786	U	CLIPS	C	160
<b>5 SERIES, M5 (E39) 523i, 525i, 528i, 530i, 535i, 540i</b> 4 DR SEDAN, WAGON	5/1996	9/2003	BM006	LBTG	1448	876	U	E	C	160
<b>5 SERIES, M5 (E39) 523i, 525i, 528i, 530i, 535i, 540i</b> 4 DR SEDAN, WAGON (RAIN SENSOR PATCH)	5/1996	9/2003	BM006MWR	LBTG	1448	876	U	E	E	180
<b>5 SERIES (E60), (E61) 523i, 525i, 530d, 530i, 540i, 545i, 550i</b> 4 DR SEDAN, WAGON (RAIN SENSOR PATCH) (N.B. SOME WINDSCREENS HAVE HEAD-UP DISPLAY)	10/2003		BM011MWR	LBTG	1525	893	U		E	180
<b>6 SERIES, M6 (E24) 633csi, 635csi</b> 2 DR COUPE	3/1977	1989	BM405	LBTG	1498	720	R	P	C	160
<b>6 SERIES (E63) 645ci, 650i</b> 2 DR COUPE, 2 DR CONVERTIBLE (RAIN SENSOR PATCH)	5/2004		<b>BM013MWR</b>	<b>LBTG</b>	1460	900	U		<b>RP</b>	POA
<b>7 SERIES (E23) 733i, 735i</b> 4 DR SEDAN	3/1978	2/1987	BM481	LBTG	1573	651	R	P	C	160



# DOMESTIC WINDSCREEN CATALOGUE

Effective SEPTEMBER 2009

DESCRIPTION	DATE FROM	DATE TO	PGI CODE	STOCK COLOUR	BOTTOM WIDTH	CENTRE HEIGHT	INST. TYPE	EXTRAS REQ?	CAT	R.R.P. (inc GST)
<b>B.M.W. (cont.)</b>										
<b>7 SERIES (E32) 730i, 730iL, 735i, 735iL, 740iL, 750iL</b> 4 DR SEDAN (N.B. O.E.M WINDSCREEN HAS WIPER PARK HEATER AT BOTTOM)	3/1987	12/1994	BM001MP	LBTG	1556	780	U	CLIPS	C	160
<b>7 SERIES, L7 (E38) 730iL, 735i, 735iL, 740iL, 750iL</b> 4 DR SEDAN	1/1995	1/2002	BM005MP	LBTG	1556	838	U	E	C	160
<b>7 SERIES, L7 (E38) 730iL, 735i, 735iL, 740iL, 750iL</b> 4 DR SEDAN (RAIN SENSOR PATCH)	1/1995	1/2002	BM005MR	LT	1556	838	U	E	E	180
<b>7 SERIES (E65, E66) 735i, 735Li, 740i, 740Li, 745i, 745Li, 750i, 750Li, 760Li</b> 4 DR SEDAN (RAIN SENSOR PATCH) (N.B. O.E.M. WINDSCREEN HAS WIPER PARK HEATER AT BOTTOM) MIRROR BUTTON, OPTICAL COUPLER & WIPER PARK HEATER FITTED	2/2002	12/2008	BM012MWR	LBTG	1612	896	U	E	E	180
			BM017ACC	LBTG					RP	441
<b>7 SERIES (F01, F02) 730d, 740i, 740Li, 750i, 750Li</b> 4 DR SEDAN (RAIN SENSOR PATCH) O.E.M. WINDSCREEN HAS WIPER PARK HEATER AT BOTTOM)	(N.B. 4/2009		<b>BM021MWR</b>	<b>LBTG</b>			U	E	<b>RP</b>	POA
<b>8 SERIES (E31) 840ci, 850ci, 850i</b> 2 DR COUPE	9/1990	2000	BM520	LBTG	1580	825	U	E	C	160
<b>M COUPE (E36, E37)</b> 2 DR COUPE	12/1998	2/2003	BM201MP	LBTG	1366	690	U	P	C	160
<b>M ROADSTER (E36, E37)</b> 2 DR CONVERTIBLE										
<b>X3 (E83)</b> 4WD WAGON (RAIN SENSOR PATCH)	6/2004		BM016MWR	LBTG	1515	883	U	E	E	180
<b>X5 (E53)</b> 4WD WAGON	11/2000	9/2003	BM009MW	LBTG	1558	897	U	E	C	160
<b>X5 (E53)</b> 4WD WAGON (RAIN SENSOR PATCH)	11/2000	3/2007	BM009MWR	LBTG	1558	897	U	E	E	180
<b>X5 (E70)</b> 4WD WAGON (RAIN SENSOR PATCH)	4/2007		BM019MWR	LBTG	1558	897	U	E	E	180
<b>X6 (E71)</b> 5 DR HATCHBACK (RAIN SENSOR PATCH)	5/2008		<b>BM022MWR</b>	<b>LBTG</b>			U	E	<b>RP</b>	POA
<b>Z3 (E36, E37)</b> 2 DR CONVERTIBLE	3/1997	2/2003	BM201MP	LBTG	1366	690	U	P	C	160
<b>Z4 (E85)</b> 2 DR CONVERTIBLE (RAIN SENSOR PATCH)	3/2003	4/2009	<b>BM017MWR</b>	<b>LBTG</b>	1452	772	U		<b>RP</b>	POA



# DOMESTIC WINDSCREEN CATALOGUE

Effective SEPTEMBER 2009

DESCRIPTION	DATE FROM	DATE TO	PGI CODE	STOCK COLOUR	BOTTOM WIDTH	CENTRE HEIGHT	INST. TYPE	EXTRAS REQ?	CAT	R.R.P. (inc GST)
MIRROR BUTTON & OPTICAL COUPLER FITTED			BM017ACC	LBTG					RP	441



# DOMESTIC WINDSCREEN CATALOGUE

Effective SEPTEMBER 2009

DESCRIPTION	DATE FROM	DATE TO	PGI CODE	STOCK COLOUR	BOTTOM WIDTH	CENTRE HEIGHT	INST. TYPE	EXTRAS REQ?	CAT	R.R.P. (inc GST)
<b>B.M.W. (cont.)</b>										
<b>Z4, M COUPE (E86)</b> 2 DR COUPE (RAIN SENSOR PATCH)	4/2006		<b>BM018MWR</b>	<b>LBTG</b>	1452	772	U		<b>RP</b>	POA
<b>Z4 (E89)</b> 2 DR CONVERTIBLE (RAIN SENSOR PATCH)	5/2009		<b>BM023MWR</b>	<b>LBTG</b>			U		<b>RP</b>	POA
<b>CADILLAC</b>										
<b>CTS</b> 4 DR SEDAN	2009		<b>WF1740MWR</b>	<b>LBT</b>			U	P	<b>RP</b>	POA
<b>CHERRY</b>										
<b>A1</b> 3 DR HATCHBACK	2009		<b>CY001</b>	<b>LBT</b>			U	P	<b>RP</b>	POA
<b>TIGGO 3</b> WAGON	2009		<b>CY002</b>	<b>LBT</b>			U	P	<b>RP</b>	POA
<b>CHEVROLET</b>										
<b>LUV KE20, KE40, KB20, KB40</b> 2 DR UTILITY	1968	1981	GM281	LBT	1433	585	R	P	D	168
<b>C10, C20, C30, C40, C50, C60, BLAZER, SILVERADO</b> PICK-UP, WAGON	1973	1991	GM282	LBT	1695	605	R	P	D	168
<b>CHRYSLER</b>										
<b>300C</b> 4 DR SEDAN, WAGON (OEM HAS NO CERAMIC AROUND RAIN SENSOR) MIRROR BUTTON & OPTICAL COUPLER FITTED	11/2005		WF1572MWR	LBT	1645	765	U		E	180
			WF1572ACC	LBT					RP	POA
<b>CROSSFIRE ZH</b> 2 DR COUPE, 2 DR CONVERTIBLE	12/2003		WF1540MW	LBT	1430	700	U		E	180
<b>CENTURA KB, KC</b> 4 DR SEDAN	4/1975	1978	CH033	LBT	1494	605	R	P	E	180
<b>NEON</b> 4 DR SEDAN	7/1996	8/1999	CH048	LBTG	1482	900	U	E	C	160



# DOMESTIC WINDSCREEN CATALOGUE

Effective SEPTEMBER 2009

DESCRIPTION	DATE FROM	DATE TO	PGI CODE	STOCK COLOUR	BOTTOM WIDTH	CENTRE HEIGHT	INST. TYPE	EXTRAS REQ?	CAT	R.R.P. (inc GST)
<b>CHRYSLER (cont.)</b>										
NEON PL 4 DR SEDAN	9/1999	2002	WF1349MP	LBT	1412	976	U	E	C	160
PT CRUISER 5 DR WAGON	7/2000		CH077MP	LBT	1476	769	U	E	C	160
PT CRUISER 5 DR WAGON (ENCAPSULATED MOULDING ATTACHED)	7/2000		WF1465MP	LBT	1476	769	U		E	180
PT CRUISER 2 DR CONVERTIBLE	6/2006		<b>CH092MP</b>	<b>LBT</b>	1500	760	U	E	<b>RP</b>	POA
SEBRING JS 4 DR SEDAN	5/2007		<b>WF1683MW</b>	<b>LBT</b>	1550	877	U	P	<b>RP</b>	POA
SEBRING JS 2 DR CONVERTIBLE	5/2007		<b>WF1711MW</b>	<b>LBT</b>	1535	891	U	P	<b>RP</b>	POA
VALLIANT RV1, SV1 4 DR SEDAN	1/1960	4/1963	CH041	LBT	1492	485	R	P	E	180
VALLIANT AP5, AP6, VC 4 DR SEDAN, WAGON, UTILITY	5/1963	9/1967	CH029	LBT	1386	543	R	P	E	180
VALLIANT VE, VF, VG, PACER 4 DR SEDAN, WAGON, UTILITY	10/1967	5/1971	CH030	LBT	1439	565	R	P	E	180
VALLIANT VF, VG 2 DR HARD-TOP	3/1969	5/1971	CH031	LBT	1469	525	R	P	E	180
VALLIANT VH, VJ, VK, CL, CM, CHARGER 4 DR SEDAN, WAGON, UTILITY, 2 DR COUPE / HARD-TOP	6/1971	1981	CH032	LBT	1556	560	R	P	D	168
VIPER 2 DR CONVERTIBLE	10/2002	2003	<b>WF1513A</b>	<b>LBT</b>			U		<b>RP</b>	POA
VOYAGER, GRAND VOYAGER RG, RS, PEOPLE MOVER (N.B. SOME MODELS HAVE WIPER PARK HEATER AT BOTTOM)	2/1997	12/2007	CH063MP	LBT	1593	1092	U	P	C	160
VOYAGER, GRAND VOYAGER RT PEOPLE MOVER (N.B. SOME MODELS HAVE WIPER PARK HEATER AT BOTTOM)	4/2008		<b>CH098</b>	<b>LBT</b>	1677	1009	U	P	<b>RP</b>	POA
<b>CITROEN</b>										
AX 3 & 5 DR HATCHBACK	1/1991	1993	CN197	LT	1380	725	U	P	RP	POA
BX 5 DR HATCHBACK	1/1986	1994	CN710	LT	1495	745	U	P	RP	242
CX 4 DR SEDAN, HATCHBACK, WAGON	2/1976	1985	CN200	LBT	1488	785	R	P	RP	510
C2 3 DR HATCHBACK (RAIN SENSOR PATCH)	2/2004		<b>CN013MWR</b>	<b>LBT</b>	1305	875	U	P	<b>RP</b>	POA
C3 MANUAL TRANSMISSION 5 DR HATCHBACK	10/2002		<b>CN010MP</b>	<b>LBT</b>	1405	875	U	P	<b>RP</b>	POA



# DOMESTIC WINDSCREEN CATALOGUE

Effective SEPTEMBER 2009

DESCRIPTION	DATE FROM	DATE TO	PGI CODE	STOCK COLOUR	BOTTOM WIDTH	CENTRE HEIGHT	INST. TYPE	EXTRAS REQ?	CAT	R.R.P. (inc GST)
<b>CITROEN (cont.)</b>										
<b>C3 AUTO &amp; SEMI-AUTO TRANSMISSION 5 DR HATCHBACK (RAIN SENSOR PATCH)</b>	10/2002	2004	CN010MWR	LBT	1405	875	U	P	E	180
<b>C3 AUTO &amp; SEMI-AUTO TRANSMISSION 5 DR HATCHBACK (RAIN SENSOR PATCH)</b>	2004		<b>CN011MWR</b>	<b>LBT</b>	1405	875	U	P	<b>RP</b>	POA
<b>C3 PLURIEL 2 DR CABRIOLET (RAIN SENSOR PATCH)</b>	1/2004		<b>CN014MWR</b>	<b>LBT</b>			U	P	<b>RP</b>	POA
<b>C4 1.6i 3 &amp; 5 DR HATCHBACK</b>	4/2005		<b>CN015MW</b>	<b>LBT</b>	1441	1079	U	P	<b>RP</b>	POA
<b>C4 1.6DT, 2.0i 3 &amp; 5 DR HATCHBACK (RAIN SENSOR PATCH)</b>	4/2005		<b>CN015MWR</b>	<b>LBT</b>	1441	1079	U	P	<b>RP</b>	POA
<b>C4 1.6i 2 DR COUPE</b>	4/2005		<b>CN016MW</b>	<b>LBT</b>			U	P	<b>RP</b>	POA
<b>C4 2.0i 2 DR COUPE (RAIN SENSOR PATCH)</b>	4/2005		<b>CN016MWR</b>	<b>LBT</b>			U	P	<b>RP</b>	POA
<b>C4 PICASSO WAGON (RAIN SENSOR PATCH)</b>	5/2007		<b>CN018MWR</b>	<b>LBT</b>	1485	1404	U	P	<b>RP</b>	POA
<b>C5 5 DR HATCHBACK, WAGON (ROUND RAIN SENSOR PATCH)</b>	6/2001	12/2004	CN009MWR	LT	1496	979	U	P	E	180
<b>C5 5 DR HATCHBACK, WAGON (RHOMBOID RAIN SENSOR PATCH)</b>	2/2005	8/2008	<b>CN012MWR</b>	<b>LBT</b>	1496	979	U	P	<b>RP</b>	POA
<b>C5 (X7) 5 DR HATCHBACK, WAGON (RAIN SENSOR PATCH)</b>	9/2008		<b>CN019MWR</b>	<b>LBT</b>			U	P	<b>RP</b>	POA
<b>C6 4 DR SEDAN, 5 DR HATCHBACK (RAIN SENSOR PATCH)</b>	8/2006		<b>CN017MWR</b>	<b>LBT</b>			U		<b>RP</b>	POA
<b>GS, GS CLUB, PALLAS 4 DR SEDAN, WAGON</b>	2/1972	1978	CN199	LT	1347	620	R	P	RP	340
<b>BERLINGO VAN PANEL VAN</b>	8/1999		CN008MP	LT	1477	850	U	P	D	168
<b>PALLAS ID19, ID20, ID21, DS21, DS23 4 DR SEDAN</b>	10/1955	1/1976	CN005	LBT	1499	505	R	P	RP	214
<b>XANTIA 5 DR HATCHBACK, WAGON</b>	9/1994	2001	CN002	LBT	1521	869	U	E	D	168
<b>XSARA 3 &amp; 5 DR HATCHBACK</b>	8/1998	2005	CN007MP	LBT	1371	810	U	E	RP	252
<b>XSARA 2 DR COUPE</b>	8/1998	9/2003	CN007MP	LBT	1371	810	U	E	RP	252
<b>XSARA 2 DR COUPE (RAIN SENSOR PATCH)</b>	10/2003	2005	CN007MWR	LT	1371	810	U	E	RP	380
<b>XM 5 DR HATCHBACK</b>	12/1990	2000	CN006	LBT	1626	840	U	P	RP	390



# DOMESTIC WINDSCREEN CATALOGUE

Effective SEPTEMBER 2009

DESCRIPTION	DATE FROM	DATE TO	PGI CODE	STOCK COLOUR	BOTTOM WIDTH	CENTRE HEIGHT	INST. TYPE	EXTRAS REQ?	CAT	R.R.P. (inc GST)
<b>DAEWOO</b>										
<b>1.5i</b> 4 DR SEDAN, 3 & 5 DR HATCHBACK	8/1994	9/1995	DW001	LBT	1385	706	U	P	B	144
<b>CIELO</b> 4 DR SEDAN, 3 & 5 DR HATCHBACK, PANEL VAN	10/1995	7/1998	DW003	LBT	1382	728	U	P	B	144
<b>ESPERO</b> 4 DR SEDAN	3/1995	8/1997	DW002	LBT	1475	749	U	P	C	160
<b>KALOS</b> 5 DR HATCHBACK	3/2003	2005	DW011MP	LBT	1369	913	U	P	B	144
<b>KALOS</b> 4 DR SEDAN	3/2003	2005	GM043MP	LBT	1370	895	U	P	A	118
<b>KORANDO</b> 4WD 3 DR WAGON	11/1998	2000	SS003	LBT	1511	630	U	P	C	160
<b>LACETTI</b> 4 DR SEDAN	9/2003	2005	DW012MP	LBT	1398	841	U	P	B	144
<b>LANOS</b> 4 DR SEDAN, 3 & 5 DR HATCHBACK	8/1997	3/2003	DW007MP	LBT	1341	832	U	P	B	144
<b>LEGANZA</b> 4 DR SEDAN	8/1997	2005	DW004MP	LBT	1382	860	U	U	C	160
<b>MATIZ M100, M150</b> 5 DR HATCHBACK, PANEL VAN	10/1999	2005	DW009MP	LBT	1262	899	U	P	C	160
<b>MUSSO</b> 4WD 5 DR WAGON	8/1996	2002	SS001	LBT	1474	736	U	P	B	144
<b>NUBIRA J100, J150</b> 4 DR SEDAN, WAGON, 5 DR HATCHBACK	7/1997	2003	DW008MP	LBT	1427	914	U	P	B	144
<b>TACUMA U100</b> 5 DR WAGON	11/2000	2005	DW010MP	LBT	1426	972	U	P	C	160

## DAF TRUCKS

<b>45, 55, LF SERIES</b> F/C (ALSO 800 SERIES 1984-)	1999	2004	DF002	LBT	1921	826	U	P	D	168
<b>75, 85, CF SERIES</b> F/C	1999		DF706	LT	2219	806	U	P	E	180
<b>95, XF SERIES</b> F/C	1999		WH003	LT	2324	760	R		D	168
<b>F2300, F2500, F2526</b> F/C	1984	1993	DF702	LT	1930	655	R	P	D	168
<b>F2800, F3200, F3326, F3300, F3600, F3626</b> F/C	1984	1993	DF701	LT	2162	660	R	P	E	180
<b>LF SERIES</b> F/C	2004		MK672	LT	1987	881	U	E	E	180





# DOMESTIC WINDSCREEN CATALOGUE

Effective SEPTEMBER 2009

DESCRIPTION	DATE FROM	DATE TO	PGI CODE	STOCK COLOUR	BOTTOM WIDTH	CENTRE HEIGHT	INST. TYPE	EXTRAS REQ?	CAT	R.R.P. (inc GST)
<b>DAIHATSU</b>										
<b>F10, F20, F40, F50, SCAT</b> 4WD JEEP, UTILITY (FLAT WINDSCREEN)	1/1975	1984	DU360	LT	1239	395	R	P	A	118
<b>APPLAUSE A101</b> 4 DR SEDAN, 5 DR HATCHBACK	10/1989	1999	DU768	LBT	1432	728	U	E	B	144
<b>CHARADE G10</b> 3 & 5 DR HATCHBACK	1977	3/1983	DU497	LBT	1256	597	R	P	B	144
<b>CHARADE G11</b> 3 & 5 DR HATCHBACK, <b>DUET</b> VAN	4/1983	4/1987	DU545	LBT	1266	623	R	P	B	144
<b>CHARADE G100, G102</b> 3 & 5 DR HATCHBACK	5/1987	7/1993	DU697	LBT	1393	675	U	E	B	144
<b>CHARADE G200, G202, G203</b> 3 & 5 DR HATCHBACK	8/1993	2000	DU698	LBT	1373	776	U	E	B	144
<b>CHARADE CENTRO L500, L501</b> 3 & 5 DR HATCHBACK	3/1995	1998	DU003	LT	1177	697	U	P	B	144
<b>CHARADE L251</b> 3 & 5 DR HATCHBACK	7/2003	2005	DU699	LBT	1219	872	U	P	B	144
<b>COMPAGNO</b> 2 DR SEDAN, WAGON	2/1964	1968	<b>DU015</b>	<b>LBT</b>			R	P	<b>RP</b>	POA
<b>COMPAGNO</b> 2 DR CONVERTIBLE	9/1967	1968	<b>DU016</b>	<b>LBT</b>			R	P	<b>RP</b>	POA
<b>COPEN L880</b> 2 DR CONVERTIBLE	10/2003	2005	<b>DU014</b>	<b>LBT</b>	1360	658	U		<b>RP</b>	POA
<b>CUORE L701</b> 3 DR HATCHBACK	7/2000	2003	DU011	LBT	1260	702	U	P	B	144
<b>FEROZA F300, F310</b> 4WD SOFT-TOP, HARD-TOP	10/1988	1998	DU735	LBT	1315	577	R	P	B	144
<b>HANDIVAN L55, L60</b> 3 DR HATCHBACK, 3 DR VAN	5/1981	12/1985	DU999	LBT	1181	574	R	P	B	144
<b>HANDIVAN L80, SPARKI</b> 3 DR HATCHBACK, 3 DR VAN	3/1986	1990	DU628	LT	1217	674	R	P	C	160
<b>HANDIVAN L500</b> 3 DR HATCHBACK, 3 DR VAN	3/1995	2/1999	DU003	LT	1177	697	U	P	B	144
<b>HANDIVAN L701</b> 3 DR HATCHBACK, 3 DR VAN	3/1999	2005	DU011	LBT	1260	702	U	P	B	144
<b>HI-JET S60</b> CARRY VAN	9/1977	7/1981	DU005	LBT	1200	545	R	P	B	144
<b>HI-JET S65, S70, S75, S76</b> CARRY VAN, UTILITY	8/1981	1986	DU314	LBT	1216	530	R	P	B	144
<b>HI-JET S85</b> CARRY VAN, UTILITY	10/1987	1990	DU736	LBT	1224	640	R	P	B	144
<b>MIRA L200, L201</b> 3 & 5 DR HATCHBACK	11/1990	1995	DU002	LT	1212	728	R	P	B	144
<b>MOVE L601</b> 5 DR WAGON	2/1997	2000	DU006	LBT	1193	700	R	P	B	144
<b>PYZAR G303</b> 5 DR WAGON	2/1997	2001	DU007	LBT	1397	775	R	P	B	144



# DOMESTIC WINDSCREEN CATALOGUE

Effective SEPTEMBER 2009

DESCRIPTION	DATE FROM	DATE TO	PGI CODE	STOCK COLOUR	BOTTOM WIDTH	CENTRE HEIGHT	INST. TYPE	EXTRAS REQ?	CAT	R.R.P. (inc GST)
<b>DAIHATSU (cont.)</b>										
<b>ROCKY F70, F73, F75, F77, F78, F80, F85 HARD-TOP</b> 4WD 4 DR WAGON, 2 DR JEEP, CAB-CHASSIS, UTILITY	6/1984	2000	DU548	LBT	1319	542	R	P	A	118
<b>ROCKY F70, F80 SOFT-TOP</b> 4WD 2 DR JEEP	6/1984	1986	DU549	LBT	1279	484	R	P	B	144
<b>SIRION M100</b> 5 DR HATCHBACK	6/1998	1/2005	DU010	LBT	1389	750	U	P	B	144
<b>SIRION M301</b> 5 DR HATCHBACK	2/2005	2005	DU013MP	LBT	1310	831	U		B	144
<b>TERIOS J100, J102</b> 5 DR WAGON	7/1997	2005	DU008	LBT	1239	818	U	P	B	144
<b>YRV M200, M201</b> 5 DR WAGON	7/2001	2005	DU012	LBT	1288	831	U	P	B	144
<b>DAIHATSU COMMERCIALS</b>										
<b>V100, V150, V200, D200</b> F/C	1960	1967	DU009	LT	1420	515	R	P	C	160
<b>DELTA DV20, DV21, DV26</b> F/C	1968	1977	TT347	LT	1400	601	R	P	C	160
<b>DELTA V10, V12, V20, V23, V30, V34, V47, V50, V54</b> F/C STANDARD CAB	1977	10/1984	TT553	LBT	1486	601	R	P	B	144
<b>DELTA KB10, KB12, V54</b> VAN	1977	10/1984	TT553	LBT	1486	601	R	P	B	144
<b>DELTA V48HU</b> F/C WIDE CAB	1982	10/1984	TT316	LT	1784	610	R	P	B	144
<b>DELTA V55, V57, V58, V67, V68, V76, V78, V79, V98, V99, V107, V108, V116, V118, V119, V138</b> F/C STANDARD CAB & VAN	11/1984	2005	DU568	LT	1528	685	R	P	B	144
<b>DELTA V55, V57, V58, V67, V68, V76, V78, V79, V98, V99, V107, V108, V116, V118, V119, V138</b> F/C WIDE CAB	11/1984	2005	DU569	LT	1826	695	R	P	B	144
<b>DAIMLER</b>										
<b>DS420, CENTURY, 3.5 litre</b> 4 DR SEDAN	1955	1959	JG006	LC	1507	497	R	P	RP	380
<b>MAJESTIC, MAJESTIC MAJOR</b> 4 DR SEDAN	1959	1968	JG008	LT	1541	470	R	P	RP	370
<b>SOVEREIGN, 2.5 litre, 250 V8</b> 4 DR SEDAN	1963	1969	JG203	LT	1325	440	R	P	E	180



# DOMESTIC WINDSCREEN CATALOGUE

Effective SEPTEMBER 2009

DESCRIPTION	DATE FROM	DATE TO	PGI CODE	STOCK COLOUR	BOTTOM WIDTH	CENTRE HEIGHT	INST. TYPE	EXTRAS REQ?	CAT	R.R.P. (inc GST)
<b>DAIMLER (cont.)</b>										
SOVEREIGN SERIES 1 & 11, VANDEN PLAS 4 DR SEDAN	1970	1979	JG205	LBTG	1507	557	R	P	D	168
SOVEREIGN SERIES 111, VANDEN PLAS 4 DR SEDAN	1979	1987	JG632	LBTG	1430	620	U	P	C	160
SOVEREIGN MAJESTIC 4 DR SEDAN	1988	1993	JG692W	LBTG	1563	675	U	P	D	168
X300 V8, SUPER V8 4 DR SEDAN	1994	2003	JG633MW	LBT	1558	675	U	P	D	168
X300 V8, SUPER V8 4 DR SEDAN (RAIN SENSOR PATCH)	1994	2003	<b>JG633MWR</b>	<b>LBT</b>	1558	675	U	P	<b>RP</b>	POA
<b>DE TOMASO</b>										
DEAUVILLE 4 DR SEDAN	1972	1986	<b>DET101</b>	<b>LBT</b>			R	P	<b>RP</b>	POA
LONGCHAMP 2+2 2 DR COUPE	1972	1989	<b>DET102</b>	<b>LBT</b>			R	P	<b>RP</b>	POA
PANTERA GTS 2 DR COUPE	1972	1986	DET100	LBT	1508	800	R	P	RP	680
VALLELUNGA 2 DR COUPE	1965	1967	DET103	LC	1324	573	R	P	RP	640
<b>DODGE</b>										
AVENGER JS 4 DR SEDAN	5/2007		<b>WF1683MW</b>	<b>LBT</b>			U	P	<b>RP</b>	POA
CALIBER PM 5 DR HATCHBACK	8/2006		<b>WF1643MW</b>	<b>LBT</b>			U	P	<b>RP</b>	POA
JOURNEY JC WAGON	9/2008		<b>WF1759MW</b>	<b>LBT</b>			U	P	<b>RP</b>	POA
NITRO KA 5 DR WAGON	5/2007		WF1670MW	LBT	1554	683	U	P	E	180
<b>DODGE TRUCKS</b>										
1016, 1063 N/C (SNUB-NOSE)	1959	1975	LY267	LC	1810	530	R	P	RP	220
D3F, D5F F/C	1975	1980	CH304	LT	1855	752	R	P	D	168



# DOMESTIC WINDSCREEN CATALOGUE

Effective SEPTEMBER 2009

DESCRIPTION	DATE FROM	DATE TO	PGI CODE	STOCK COLOUR	BOTTOM WIDTH	CENTRE HEIGHT	INST. TYPE	EXTRAS REQ?	CAT	R.R.P. (inc GST)
<b>DODGE TRUCKS (cont.)</b>										
108CD N/C	1955	1957	IH302	LT	1325	457	R	P	RP	180
AT, D5N N/C (I.D. WRAP-AROUND WINDSCREEN)	10/1958	1980	IH534	LT	1862	476	R	P	D	168
<b>ELFIN</b>										
MS8 CLUBMAN 2 DR ROADSTER	1/2006		EN002	LT	981	436	U	P	RP	260
MS8 STREAMLINER 2 DR ROADSTER	1/2006		EN001	LT	1259	625	U	P	RP	290
MK IV SPORTS 2 DR ROADSTER	8/2007		EN003	LT	1150	499	U	P	RP	270
<b>EUNOS</b>										
30X EC 2 DR COUPE	11/1992	1996	MA801	LBT	1420	817	U	E	C	160
500 CA 4 DR SEDAN	11/1992	1996	MA012	LBT	1455	909	U	E	C	160
800 4 DR SEDAN	3/1994	2000	MA021	LBTG	1513	889	U	P	C	160
<b>FERRARI</b>										
206 GT, 246 GT, DINO 246 2 DR COUPE	1968	1971	FL006	LC	1283	770	R	P	RP	476
250 GTE, 330 AMERICA 2+2 2 DR COUPE	6/1960	12/1963	FL1012	LC	1530	483	R	P	RP	690
250 LM 2 DR COUPE	11/1963	1965	<b>FL1013</b>	<b>LC</b>	1353	707	R	P	<b>RP</b>	POA
275 GTB/4, GTB, GTC 2 DR COUPE	1964	1968	FL102	LC	1434	612	R	P	RP	480
275 GTS 2 DR CONVERTIBLE	1964	1966	<b>FL014</b>	<b>LC</b>			R	P	<b>RP</b>	POA
308 GT4, DINO 2+2 2 DR COUPE	11/1973	4/1980	FL001	LB	1558	810	R	P	RP	460
308 GTB, 308 GTS, 328 GTB, 328 GTS 2 DR COUPE, TARGA-TOP	1975	10/1990	FL005	LBT	1408	818	U	P	RP	460



# DOMESTIC WINDSCREEN CATALOGUE

Effective SEPTEMBER 2009

DESCRIPTION	DATE FROM	DATE TO	PGI CODE	STOCK COLOUR	BOTTOM WIDTH	CENTRE HEIGHT	INST. TYPE	EXTRAS REQ?	CAT	R.R.P. (inc GST)
<b>FERRARI (cont.)</b>										
<b>330 GT 2+2 2 DR COUPE</b>	1/1964	1967	<b>FL007</b>	<b>LC</b>	1529	544	R	P	<b>RP</b>	POA
<b>330 GTC, 365 GTC 2 DR COUPE</b>	3/1966	1968	FL1011	LC	1417	563	R	P	RP	480
<b>348 TB, 348 TS, 348 SP2, 2 DR COUPE, 2 DR CONVERTIBLE (N.B. SOME MODELS HAVE INBUILT ANTENNA)</b>	11/1990	1/1995	FL355MP	LBTG	1467	785	U	P	RP	470
<b>365 DAYTONA, 365 GTB/4 2 DR COUPE</b>	1968	1973	FL003	LC	1493	755	U	P	RP	460
<b>365 GT 2+2 2 DR COUPE</b>	1967	1971	FL104	LC	1482	655	U	P	RP	470
<b>365 GT4 BB BERLINETTA BOXER, 512 BB BERLINETTA BOXER 2 DR COUPE</b>	1973	1984	FL008	LBTG	1480	947	U	P	RP	252
<b>365 GTC/4 2+2 2 DR COUPE</b>	1971	1972	FL010	LC	1534	792	U	P	RP	308
<b>365 GTC/4 2+2 2 DR COUPE REAR SCREEN</b>	1971	1972	FL010R	LT	1291	710	K		RP	POA
<b>365 GTS/4 2 DR CONVERTIBLE</b>	1971	1973	<b>FL011</b>	<b>LC</b>			U	P	<b>RP</b>	POA
<b>365 GT4, 400, 412 2+2 2 DR COUPE</b>	1972	1989	FL009	LB	1506	783	U	P	RP	291
<b>365 GT4 400, 412 2+2 2 DR COUPE REAR SCREEN</b>	1972	1989	FL009R	LC	1407	578	U	P	RP	POA
<b>456, 456M 2+2 2 DR COUPE</b>	9/1994	10/2004	FL1006MP	LBT	1560	905	U	P	RP	490
<b>512M, 512TR, TESTAROSSA 2 DR COUPE (N.B. SOME MODELS HAVE INBUILT ANTENNA)</b>	1984	8/1997	FL002	LB	1461	928	U	P	RP	POA
<b>512M, 512TR, TESTAROSSA 2 DR COUPE (N.B. SOME MODELS HAVE INBUILT ANTENNA) (I.D. MIRROR GLUED TO WINDSCREEN)</b>	1984	8/1997	FL002MP	LB	1461	928	U	P	RP	520
<b>550 MARANELLO, 575 MARANELLO 2 DR COUPE</b>	9/1997	5/2002	FL1003	LBT	1543	887	U	P	RP	460
<b>550 BARCHETTA, 575 SUPERAMERICA 2 DR CONVERTIBLE</b>	7/2001	5/2002	FL1004	LBT	1543	849	U	P	RP	570
<b>599 GTB FIORANO 2 DR COUPE (RAIN SENSOR PATCH)</b>	7/2006		<b>FL1009</b>	<b>LBT</b>			U	P	<b>RP</b>	POA
<b>612 SCAGLIETTI 2+2 2 DR COUPE (RAIN SENSOR PATCH)</b>	11/2004		<b>FL1005R</b>	<b>LT</b>			U	P	<b>RP</b>	POA
<b>F149 CALIFORNIA 2 DR CONVERTIBLE</b>	4/2009		<b>FL1010</b>	<b>LBT</b>			U	P	<b>RP</b>	POA
<b>F355 2 DR COUPE, 2 DR TARGA-TOP, 2 DR CONVERTIBLE (N.B. SOME MODELS HAVE INBUILT ANTENNA)</b>	2/1995	7/1999	FL355MP	LBTG	1467	785	U	P	RP	470
<b>F360 MODENA, CHALLENGE STRADALE 2 DR COUPE</b>	8/1999	2004	FL1001MP	LBT	1535	935	U	P	RP	480



# DOMESTIC WINDSCREEN CATALOGUE

Effective SEPTEMBER 2009

DESCRIPTION	DATE FROM	DATE TO	PGI CODE	STOCK COLOUR	BOTTOM WIDTH	CENTRE HEIGHT	INST. TYPE	EXTRAS REQ?	CAT	R.R.P. (inc GST)
<b>FERRARI (cont.)</b>										
<b>F360 MODENA, CHALLENGE STRADALE</b> 2 DR COUPE (WITH INBUILT RADIO ANTENNA)	8/1999	2004	FL1001MA	LBT	1535	935	U	P	RP	780
<b>F360 SPIDER</b> 2 DR CONVERTIBLE	9/2000	2005	FL1002MP	LBT	1535	907	U	P	RP	480
<b>F430</b> 2 DR COUPE	4/2005		<b>FL1007</b>	<b>LBT</b>			U	P	<b>RP</b>	POA
<b>F430, SCUDERIA SPIDER</b> 2 DR CONVERTIBLE	4/2005		<b>FL1008</b>	<b>LBT</b>			U	P	<b>RP</b>	POA
<b>MONDIAL, MONDIAL 8</b> 2 DR COUPE, 2 DR CABRIOLET	1981	1994	FL004	LB	1434	787	U	P	RP	690
<b>FIAT</b>										
<b>124, 125</b> 4 DR SEDAN, WAGON	4/1967	1975	FT046	LBT	1429	520	R	P	D	168
<b>124</b> 2 DR COUPE	5/1968	1975	FT048	LBT	1374	660	K		D	168
<b>124 SPYDER</b> 2 DR CONVERTIBLE	5/1968	1972	FT001	LT	1305	496	F		RP	290
<b>128</b> 2 & 4 DR SEDAN	7/1970	1976	FT051	LB	1320	585	R	P	D	168
<b>128</b> 2 DR COUPE	1/1972	1978	FT052	LBT	1258	580	U		D	168
<b>130</b> 4 DR SEDAN	10/1972	5/1976	FT054	LBT	1570	667	U		D	168
<b>130</b> 2 DR COUPE	8/1973	5/1976	FT055	LBT	1540	683	U		RP	POA
<b>131, MIRAFIORI, SUPERBRAVA</b> 4 DR SEDAN, WAGON	6/1976	1985	FT057	LBT	1448	632	R	P	D	168
<b>132, ARGENTA</b> 4 DR SEDAN	4/1973	1985	FT053R	LC	1408	632	R	P	D	168
<b>132</b> 2 DR COUPE	1973	1985	FT053S	LC	1408	632	R	P	D	168
<b>500</b> 3 DR HATCHBACK	2008		<b>FT020</b>	<b>LBT</b>			U	P	<b>RP</b>	POA
<b>850</b> 2 DR COUPE	6/1966	1968	FT014	LT	1222	515	R	P	RP	POA
<b>750</b> 2 DR COUPE	1956	1960	FT1000	LC	1175	414	R	P	RP	540
<b>CROMA</b> 4 DR SEDAN	3/1988	1989	FT752	LBTG	1480	770	U		D	168
<b>NIKI</b> 2 DR SEDAN	5/1989	1993	NK100	LC	1125	510	R	P	E	180



# DOMESTIC WINDSCREEN CATALOGUE

Effective SEPTEMBER 2009

DESCRIPTION	DATE FROM	DATE TO	PGI CODE	STOCK COLOUR	BOTTOM WIDTH	CENTRE HEIGHT	INST. TYPE	EXTRAS REQ?	CAT	R.R.P. (inc GST)
<b>FIAT (cont.)</b>										
<b>PUNTO</b> 3 & 5 DR HATCHBACK	7/2006		<b>FT018</b>	<b>LBT</b>	1348	948	U		<b>RP</b>	POA
<b>REGATA</b> 4 DR SEDAN, WAGON	1/1985	1989	FT632	LBT	1425	620	R	P	D	168
<b>RITMO</b> 5 DR HATCHBACK	2/2008		<b>FT021</b>	<b>LBT</b>			U	P	<b>RP</b>	POA
<b>XI-9</b> 2 DR SPORTS	5/1978	1983	FT361	LBT	1317	623	U		E	180
<b>FIAT TRUCKS</b>										
<b>80 F/C</b>	1970	1980	FT004	LT	1818	692	R	P	RP	480
<b>110, 130, 150 F/C</b>	1977	1984	FT310	LT	1935	660	R	P	D	168
<b>170, 619, 684, 697 F/C</b>	1971	1978	FT309	LT	2084	664	R	P	D	168
<b>DUCATO</b> VAN, CAB-CHASSIS, COMMUTER BUS	1/2002	1/2007	FT015MP	LT	1788	962	U	P	E	180
<b>DUCATO</b> VAN, CAB-CHASSIS	2/2007		FT019MW	LBT	1762	1010	U	E	E	180
<b>SCUDO</b> VAN	4/2008		<b>PT500MWR</b>	<b>LBT</b>			U	E	<b>RP</b>	POA
<b>FORD</b>										
<b>ANGLIA 100E</b> 2 DR SEDAN	1953	1959	<b>FD1000</b>	<b>LT</b>			R	P	<b>RP</b>	POA
<b>ANGLIA 105E, 123E</b> 2 DR SEDAN	1959	1967	<b>FD1001</b>	<b>LT</b>	1100	399	R	P	<b>RP</b>	POA
<b>CAPRI 3038E</b> 2 DR COUPE	4/1969	12/1974	FD061	LBT	1434	530	R	P	D	168
<b>CAPRI SA</b> 2 DR CONVERTIBLE (I.D. SMALL MIRROR PAD SLIGHTLY LEFT OF CENTRE)	10/1989	9/1992	FD764E	LBT	1481	705	U		C	160
<b>CAPRI SC, SE</b> 2 DR CONVERTIBLE (I.D. INTERIOR LIGHT BUILT INTO MIRROR)	10/1992	1994	FD764L	LBT	1481	705	U		C	160
<b>CORSAIR UA</b> 4 DR SEDAN, 5 DR HATCHBACK	10/1989	1992	DN763	LBT	1469	760	U	P	A	118
<b>CORTINA MK1 113E</b> 2 & 4 DR SEDAN (I.D. ROUND TAIL LIGHTS)	3/1962	7/1967	FD058	LBT	1301	452	R	P	D	168



# DOMESTIC WINDSCREEN CATALOGUE

Effective SEPTEMBER 2009

DESCRIPTION	DATE FROM	DATE TO	PGI CODE	STOCK COLOUR	BOTTOM WIDTH	CENTRE HEIGHT	INST. TYPE	EXTRAS REQ?	CAT	R.R.P. (inc GST)
<b>FORD (cont.)</b>										
<b>CORTINA MK11 3014E</b> 4 DR SEDAN (I.D. SQUARE TAIL LIGHTS)	8/1967	12/1970	FD059	LBT	1369	575	R	P	D	168
<b>CORTINA TC, TD, TE</b> 4 DR SEDAN, WAGON	8/1971	10/1980	FD060	LBT	1400	551	R	P	B	144
<b>CORTINA TF</b> 4 DR SEDAN	11/1980	1982	FD761	LBT	1392	610	R	P	B	144
<b>CORTINA TF</b> WAGON	11/1980	1982	<b>FD762</b>	<b>LBT</b>	1391	572	R	P	<b>RP</b>	POA
<b>COUGAR SW, SX</b> 2 DR COUPE	10/1999	2003	FD045MW	LBT	1491	927	U	P	C	160
<b>ESCAPE BA, ZA</b> 4WD WAGON (BULLET MIRROR PAD)	3/2001	12/2003	MA076MP	LBT	1475	819	U	P	A	118
<b>ESCAPE ZB, ZC</b> 4WD WAGON (SQUARE MIRROR PAD)	1/2004		MA077MP	LBT	1475	819	U	P	A	118
<b>ESCORT MK1</b> 2 & 4 DR SEDAN	1969	1974	FD062	LBT	1287	565	R	P	B	144
<b>ESCORT MK1, MK 11</b> PANEL VAN	1969	1982	FD062	LBT	1287	565	R	P	B	144
<b>ESCORT MK11</b> 2 & 4 DR SEDAN	1975	1981	FD063	LBT	1332	575	R	P	B	144
<b>EXPLORER UN, UP, UQ, US</b> 4WD WAGON	11/1996	9/2001	WF1087	LBT	1526	777	U	E	C	160
<b>EXPLORER UT, UX, UZ</b> 4WD WAGON	10/2001	2005	WF1417MW	LBTG	1638	765	U	E	E	180
<b>FAIRLAINE ZA, ZB, ZC, ZD</b> 4 DR SEDAN	3/1967	12/1971	FD066	LBT	1543	585	K		B	144
<b>FAIRLAINE, MARQUIS ZF, ZG, ZH</b> 4 DR SEDAN	4/1972	9/1979	FD067	LBT	1640	602	K		A	118
<b>FAIRLAINE ZJ, ZK, ZL</b> 4 DR SEDAN	10/1979	5/1988	FD463	LBT	1671	695	K		A	118
<b>FAIRLAINE NA, NC1</b> 4 DR SEDAN	6/1988	2/1992	FD703	LBT	1603	840	U	P	A	118
<b>FAIRLAINE NC11, ND, NF, NL</b> 4 DR SEDAN	3/1992	12/1998	FD039	LBT	1597	875	U	P	A	118
<b>FAIRLAINE AU, AU11</b> 4 DR SEDAN	2/1999	12/2001	FD706MP	LBT	1556	899	U	E	A	118
<b>FAIRLAINE AU111</b> 4 DR SEDAN (CENTRE SUNSHADE)	1/2002	6/2003	FD707MP	LBT	1556	899	U	E	A	118
<b>FAIRLAINE BA, BE, BF</b> 4 DR SEDAN	7/2003	12/2007	FD708MP	LBT	1574	912	U	E	A	118
<b>FALCON, FUTURA XK, XM, XL, XP</b> 4 DR SEDAN, WAGON, UTILITY, PANEL VAN	1/1960	8/1966	FD064	LBT	1490	605	R	P	B	144
<b>FALCON, FUTURA XM, XP</b> 2 DR HARD-TOP	2/1964	8/1966	FD065	LBT	1490	528	R	P	C	160





# DOMESTIC WINDSCREEN CATALOGUE

Effective SEPTEMBER 2009

DESCRIPTION	DATE FROM	DATE TO	PGI CODE	STOCK COLOUR	BOTTOM WIDTH	CENTRE HEIGHT	INST. TYPE	EXTRAS REQ?	CAT	R.R.P. (inc GST)
<b>FORD (cont.)</b>										
<b>FALCON, FAIRMONT, FUTURA XR, XT, XW, XY</b> 4 DR SEDAN, WAGON	9/1966	12/1971	FD066	LBT	1543	585	K		B	144
<b>FALCON, FAIRMONT, FUTURA XR, XT, XW, XY</b> UTILITY, PANEL VAN	9/1966	6/1792	FD066	LBT	1543	585	K		B	144
<b>FALCON, FAIRMONT XA, XB, XC</b> 4 DR SEDAN, WAGON	3/1972	12/1978	FD067	LBT	1640	602	K		A	118
<b>FALCON, FAIRMONT XA, XB, XC</b> UTILITY, PANEL VAN	7/1972	9/1979	FD067	LBT	1640	602	K		A	118
<b>FALCON, LANDAU, COBRA XA, XB, XC</b> 2 DR HARD-TOP	3/1972	12/1978	FD068	LBT	1639	548	K		C	160
<b>FALCON, FAIRMONT XD, XE, XF</b> 4 DR SEDAN, WAGON	3/1979	12/1987	FD463	LBT	1671	695	K		A	118
<b>FALCON XD, XE, XF, XG, XH</b> UTILITY, PANEL VAN	10/1979	5/1999	FD463	LBT	1671	695	K/U		A	118
<b>FALCON, FAIRMONT EA, EB1</b> 4 DR SEDAN, WAGON (I.D. 3.9 litre MOTOR)	2/1988	2/1992	FD703	LBT	1603	840	U	P	A	118
<b>FALCON, FAIRMONT, FUTURA EB11, ED, EF, EL</b> 4 DR SEDAN, WAGON (I.D. 4 litre MOTOR)	3/1992	8/1998	FD039	LBT	1597	875	U	P	A	118
<b>FALCON, FAIRMONT, FORTE, FUTURA AU, AU11</b> 4 DR SEDAN, WAGON, UTILITY, CAB-CHASSIS	9/1998	12/2001	FD706MP	LBT	1556	899	U	E	A	118
<b>FALCON, FAIRMONT, FUTURA, FORTE AU111</b> 4 DR SEDAN, WAGON, UTILITY, CAB-CHASSIS (CENTRE SUNSHADE)	1/2002	9/2002	FD707MP	LBT	1556	899	U	E	A	118
<b>FALCON, FAIRMONT, FUTURA BA, BE, BF</b> 4 DR SEDAN	10/2002	4/2008	FD708MP	LBT	1574	912	U	E	A	118
<b>FALCON FG</b> 4 DR SEDAN, UTILITY, CAB-CHASSIS	5/2008		FD710MP	LBT	1499	901	U	E	A	118
<b>FALCON, FAIRMONT, FUTURA BA, BE, BF</b> WAGON	10/2002		FD709MP	LBT	1573	931	U	E	A	118
<b>FALCON FG</b> WAGON	2009		FD710MP	LBT	1499	901	U	E	A	118
<b>FALCON, BA, BE, BF</b> UTILITY, CAB-CHASSIS	10/2002	4/2008	FD709MP	LBT	1573	931	U	E	A	118
<b>FESTIVA WA</b> 3 & 5 DR HATCHBACK	9/1991	3/1994	MA681	LBT	1323	712	U		B	144
<b>FESTIVA WB, WF</b> 3 & 5 DR HATCHBACK	4/1994	2001	FD026	LBT	1352	802	U	P	A	118
<b>FIESTA WP, WQ</b> 3 & 5 DR HATCHBACK	4/2004	12/2008	FD047MW	LBT	1377	975	U	E	B	144
<b>FIESTA WS</b> 3 & 5 DR HATCHBACK	1/2009		<b>FD053MW</b>	<b>LBT</b>			U	E	<b>RP</b>	POA



# DOMESTIC WINDSCREEN CATALOGUE

Effective SEPTEMBER 2009

DESCRIPTION	DATE FROM	DATE TO	PGI CODE	STOCK COLOUR	BOTTOM WIDTH	CENTRE HEIGHT	INST. TYPE	EXTRAS REQ?	CAT	R.R.P. (inc GST)
<i>FORD (cont.)</i>										
<b>FOCUS LR</b> 4 DR SEDAN, 3 & 5 DR HATCHBACK	9/2002	5/2005	FD046MW	LBT	1466	928	U	P	A	118
<b>FOCUS LS</b> 4 DR SEDAN, 3 & 5 DR HATCHBACK	6/2005	6/2007	FD049MW	LBT	1460	955	U	E	A	118
<b>FOCUS LT, LV</b> 4 DR SEDAN, 3 & 5 DR HATCHBACK	7/2007		<b>FD052MW</b>	<b>LBT</b>	1460	955	U	E	<b>RP</b>	POA
<b>FOCUS LT, LV</b> 2 DR CONVERTIBLE (RAIN SENSOR PATCH)	7/2007		<b>FD052MWR</b>	<b>LBT</b>	1460	955	U	E	<b>RP</b>	POA
<b>KA</b> 3 DR HATCHBACK	10/1999	2004	FD685MP	LBT	1281	796	U	E	B	144
<b>KUGA</b> 4 WD WAGON	2008		<b>FD101MW</b>	<b>LBT</b>			U		<b>RP</b>	POA
<b>LASER KA, KB</b> 4 DR SEDAN, 3 & 5 DR HATCHBACK	3/1981	9/1985	MA774	LBT	1376	673	U		A	118
<b>LASER KC, KE</b> 4 DR SEDAN, 3 & 5 DR HATCHBACK	10/1985	3/1990	FD600	LBT	1394	705	U		A	118
<b>LASER KE, KE2</b> 4 DR WAGON	10/1987	1995	FD600	LBT	1394	705	U		A	118
<b>LASER KF, KH</b> 4 DR SEDAN, 3 & 5 DR HATCHBACK	4/1990	9/1994	FD760	LBT	1434	772	U	P	A	118
<b>LASER KJ, KL (LIATA, LYNX)</b> 4 DR SEDAN, 3 & 5 DR HATCHBACK	10/1994	12/1998	MA019	LBT	1422	868	U	E	A	118
<b>LASER KN, KQ</b> 4 DR SEDAN, 5 DR HATCHBACK	2/1999	2002	MA030MP	LBT	1459	885	U	E	A	118
<b>LTD, MARQUIS ZF, ZG, ZH</b> 4 DR SEDAN	8/1973	9/1979	FD067	LBT	1640	602	K		A	118
<b>LTD FC, FD, FE</b> 4 DR SEDAN	10/1979	5/1988	FD463	LBT	1671	695	K		A	118
<b>LTD DA, DC1</b> 4 DR SEDAN	6/1988	2/1992	FD703	LBT	1603	840	U	P	A	118
<b>LTD DC11, DF, DL</b> 4 DR SEDAN	3/1992	12/1998	FD039	LBT	1597	875	U	P	A	118
<b>LTD AU, AU11</b> 4 DR SEDAN	5/1999	12/2001	FD706MP	LBT	1556	899	U	E	A	118
<b>LTD AU111</b> 4 DR SEDAN (CENTRE SUNSHADE)	1/2002	6/2003	FD707MP	LBT	1556	899	U	E	A	118
<b>LTD BA, BE, BF</b> 4 DR SEDAN	7/2003	12/2007	FD708MP	LBT	1574	912	U	E	A	118
<b>MAVERICK</b> 4WD WAGON	4/1988	1994	DN771	LBT	1436	585	R	P	A	118
<b>METEOR GA, GB</b> 4 DR SEDAN	4/1982	9/1985	MA774	LBT	1376	673	U		A	118
<b>METEOR GC, GD</b> 4 DR SEDAN, WAGON	10/1985	1987	FD600	LBT	1394	705	U		A	118



# DOMESTIC WINDSCREEN CATALOGUE

Effective SEPTEMBER 2009

DESCRIPTION	DATE FROM	DATE TO	PGI CODE	STOCK COLOUR	BOTTOM WIDTH	CENTRE HEIGHT	INST. TYPE	EXTRAS REQ?	CAT	R.R.P. (inc GST)
<b>FORD (cont.)</b>										
<b>MONDEO HA, HB, HC, HD, HE</b> 4 DR SEDAN, WAGON, 5 DR HATCHBACK	7/1995	2001	FD032	LBT	1496	919	U	P	A	118
<b>MONDEO LX MA</b> 4 DR SEDAN	10/2007		<b>FD100MW</b>	<b>LBT</b>	1455	888	U	P	<b>RP</b>	POA
<b>MONDEO TDCi, XR5, ZETEC MA</b> 4 DR SEDAN, 5 DR HATCHBACK (RAIN SENSOR PATCH) MIRROR BUTTON, RAIN SENSOR BRACKET & COWL RETAINER FITTED	10/2007		<b>FD100MWR</b> FD100ACC	<b>LBT</b>	1455	888	U	P	<b>RP</b>	POA 480
<b>MUSTANG</b> 2 DR COUPE	2/2001	3/2003	FD033	LBT	1547	788	U	E	RP	400
<b>MUSTANG</b> 2 DR CONVERTIBLE	2/2001	3/2003	WF1396MW	LBT	1578	788	U	E	RP	410
<b>PREFECT 100E, 107E</b> 4 DR SEDAN, UTILITY	1953	1962	<b>FD1000</b>	<b>LBT</b>			R		<b>RP</b>	POA
<b>PROBE ST, SU, SV</b> 2 DR COUPE	6/1994	1998	FD031	LBT	1464	898	U	E	D	168
<b>RAIDER</b> 4WD WAGON	8/1991	1996	MA591	LBT	1460	667	U		A	118
<b>SIERRA</b> 4 DR SEDAN, 2 DR COUPE	1/1984	1987	FD698	LBT	1354	725	U	P	D	168
<b>SPECTRON</b> SWB 8-SEATER VAN	2/1983	4/1984	MA497	LBT	1401	615	R	P	A	118
<b>SPECTRON</b> SWB 8-SEATER VAN, 9-SEATER VAN	5/1984	1990	MA554	LBT	1439	697	R	P	A	118
<b>TAURUS</b> 4 DR SEDAN	3/1996	1999	FD034	LBT	1596	984	U	E	C	160
<b>TELSTAR AR, AS SERIES - GA, GB</b> 4 DR SEDAN	5/1983	9/1987	FD327	LBT	1495	685	U		A	118
<b>TELSTAR AR, AS SERIES - GA, GB</b> 5 DR HATCHBACK	5/1983	9/1987	FD328	LBT	1496	685	U		A	118
<b>TELSTAR AT, AV SERIES - GC, GD</b> 4 DR SEDAN	10/1987	12/1991	MA705	LBT	1505	740	U	E	A	118
<b>TELSTAR AT, AV SERIES - GC, GD</b> 5 DR HATCHBACK	10/1987	1/1992	MA706	LBT	1500	722	U	E	A	118
<b>TELSTAR AX, AY SERIES - GE</b> 4 DR SEDAN	12/1992	1996	MA011	LBT	1514	800	U	E	A	118
<b>TELSTAR AX, AY SERIES - GE</b> 5 DR HATCHBACK	2/1992	1996	MA009	LBT	1513	827	U	E	A	118
<b>TERRITORY SX, SY</b> 4WD WAGON	3/2004		FD048MP	LBT	1592	918	U	E	B	144



# DOMESTIC WINDSCREEN CATALOGUE

Effective SEPTEMBER 2009

DESCRIPTION	DATE FROM	DATE TO	PGI CODE	STOCK COLOUR	BOTTOM WIDTH	CENTRE HEIGHT	INST. TYPE	EXTRAS REQ?	CAT	R.R.P. (inc GST)
<b>FORD COMMERCIALS</b>										
<b>BRONCO</b> 4WD WAGON	3/1981	1993	FD937	LBT	1750	630	K/U		C	160
<b>CARGO SERIES 1, 11, 111</b> F/C	1981	4/1993	FD168	LT	1892	790	R	P	D	168
<b>COURIER</b> UTILITY, CAB-CHASSIS	1/1979	5/1985	MA071	LBT	1384	536	R	P	B	144
<b>COURIER PC, PD</b> UTILITY, CAB-CHASSIS	6/1985	1/1999	MA591	LBT	1460	667	U		A	118
<b>COURIER PE, PG, PH</b> UTILITY, CAB-CHASSIS	2/1999	9/2006	MA592	LBT	1438	732	U	P	A	118
<b>D SERIES</b> F/C	1965	1981	FD311	LT	1776	625	R	P	C	160
<b>ECONOVAN</b> SWB, LWB VAN	6/1979	4/1984	MA497	LBT	1401	615	R	P	A	118
<b>ECONOVAN JG</b> SWB VAN	5/1984	1999	MA554	LBT	1439	697	R	P	A	118
<b>ECONOVAN, ECONOVAN MAXI JG</b> MWB, LWB VAN, CAB-CHASSIS	5/1984	9/1999	MA496	LBT	1496	663	R	P	A	118
<b>ECONOVAN JH</b> SWB VAN	10/1999		MA556	LBT	1432	745	U	P	A	118
<b>ECONOVAN, ECONOVAN MAXI JH</b> MWB, LWB VAN	10/1999		MA498	LBT	1500	665	U	P	B	144
<b>F100</b> PICK-UP	1953	1955	FD029	LT	1455	464	R	P	D	168
<b>F100</b> PICK-UP	1956	1956	FD024	LT	1759	430	R	P	RP	232
<b>F100</b> PICK-UP	1957	1960	FD030	LT	1844	431	R	P	E	180
<b>F100, F700, F800</b> PICK-UP	1961	12/1966	FD688	LBT	1727	530	R	P	D	168
<b>F100, F250, F350, F750</b> PICK-UP	2/1967	2/1981	FD687	LBT	1804	500	R	P	RP	155
<b>F100, F150, F250, F350</b> PICK-UP & <b>BRONCO</b> 4WD WAGON	3/1981	1997	FD937	LBT	1750	630	K/U		C	160
<b>F250, F350 RN</b> PICK-UP, UTILITY HEAVY DUTY	7/2001		WF1319MW	LBT	1749	822	U	E	E	180
<b>LOUISVILLE, L, LN, LNT, LS, LT, LTS, LTL</b> N/C	1975	1997	FD828	LT	1828	610	R	P	C	160
<b>LOUISVILLE HN80, LT</b> F/C	1997		FD829	LBT	1849	670	R		C	160
<b>MAVERICK</b> 4WD WAGON	4/1988	1996	DN771	LBT	1436	585	R	P	A	118
<b>RANGER PJ</b> UTILITY, CAB-CHASSIS	10/2006		MA592	LBT	1438	732	U	P	A	118



# DOMESTIC WINDSCREEN CATALOGUE

Effective SEPTEMBER 2009

DESCRIPTION	DATE FROM	DATE TO	PGI CODE	STOCK COLOUR	BOTTOM WIDTH	CENTRE HEIGHT	INST. TYPE	EXTRAS REQ?	CAT	R.R.P. (inc GST)
<b>FORD COMMERCIALS (cont.)</b>										
TRADER 80 CAB-CHASSIS	1974	6/1981	MA372	LT	1496	618	R	P	C	160
TRADER WE 0409, 0509, 0711, 0811 WIDE CAB, CAB-CHASSIS	7/1981	6/1989	MA072	LT	1807	630	R	P	C	160
TRADER WE 0409 NARROW CAB, TIPPER & 4WD	1/1986	6/1989	FD318	LT	1510	625	R	P	C	160
TRADER WG 0409, 0509, 0811, 0812 WIDE CAB CAB-CHASSIS	7/1989	2000	MA073	LT	1836	715	R		C	160
TRANSIT 70VBV VAN, UTILITY	1965	1981	FD315	LBT	1800	680	R	P	D	168
TRANSIT VF, VG SWB, LWB - HI, MID & LOW ROOF VAN, CAB-CHASSIS	1989	10/2000	FD317MP	LT	1689	815	U	P	B	144
TRANSIT VH, VJ SWB, LWB - HI, MID & LOW ROOF VAN, CAB-CHASSIS	11/2000	8/2006	FD319MP	LT	1774	881	U	P	C	160
TRANSIT VM SWB, LWB - HI, MID & LOW ROOF VAN, CAB-CHASSIS	9/2006		<b>FD320MW</b>	<b>LBT</b>	1774	881	U	P	<b>RP</b>	POA
<b>FREIGHTLINER</b>										
ARGOSY F/C RHS WINDSCREEN	11/1999		MB339	LT	1180	725	U	P	B	144
ARGOSY F/C LHS WINDSCREEN	11/1999		MB340	LT	1180	725	U	P	B	144
ARGOSY F/C ONE-PIECE WINDSCREEN	11/1999		<b>MB343</b>	<b>LT</b>	2399	722	U	P	<b>RP</b>	POA
CENTURY, COLUMBIA C112, C120 N/C RHS WINDSCREEN	11/1999		MB334	LT	1040	725	U	P	B	144
CENTURY, COLUMBIA C112, C120 N/C LHS WINDSCREEN	11/1999		MB335	LT	1040	725	U	P	B	144
CENTURY, COLUMBIA C112, C120 ONE-PIECE WINDSCREEN	11/1999		<b>MB342</b>	<b>LT</b>	2088	728	U	P	<b>RP</b>	POA
FLC, FL80, FL106, FL112 N/C	1988	2003	MB330	LT	1886	757	R		B	144
FLB F/C (FLAT 1/2 WINDSCREEN LH & RH)	1998	2000	MB331	LT	1143	500	R		B	144
<b>GOGGO</b>										
GOGGO MOBILE 2 DR COUPE	1955	1960	GO1000	LT	1130	414	R	P	RP	235



# DOMESTIC WINDSCREEN CATALOGUE

Effective SEPTEMBER 2009

DESCRIPTION	DATE FROM	DATE TO	PGI CODE	STOCK COLOUR	BOTTOM WIDTH	CENTRE HEIGHT	INST. TYPE	EXTRAS REQ?	CAT	R.R.P. (inc GST)
<b>GREAT WALL MOTOR CO</b>										
SA220, V240 UTILITY	6/2009		GW001	LBT					RP	POA
<b>HILLMAN</b>										
HUNTER, ARROW, ROYAL 4 DR SEDAN, WAGON	5/1967	1974	CH020	LC	1348	550	R	P	RP	POA
IMP MARK 1, MARK 11 4 DR SEDAN	2/1964	1969	CH021	LT	1177	493	R	P	RP	420
<b>HINO TRUCKS</b>										
DUTRO 2, 300-414, 300-614 4500 SERIES XZU302, XZU305, XZU307, XZU342, XZU345, XZU350 F/C STANDARD CAB	2000		TT105	LT	1540	749	R		D	168
DUTRO 3, 4, 5, 5000, 5500, 6000, 6500, 7500, 8500 SERIES, 300-616, 300-714, 300-716, 300-816 XZU402, XZU404, XZU410, XZU411, XZU412, XZU414, XZU417, XZU427, XZU420, XZU424, XZU430, XZU434, F/C WIDE CAB	2000		TT101	LT	1839	765	R		D	168
RANGER KL, KR, KQ, LA, LB F/C	1974	1983	TT355	LT	1905	630	R	P	E	180
FF, FD, FG, GD, GS, GT F/C	1982	5/1991	TT171	LT	1896	730	R	P	D	168
FLEETER, MERLIN FC F/C	1985	10/1996	TT590	LT	1789	740	R	P	C	160
RANGER 4, RANGER 5 FB4J, FC3J F/C NARROW CAB	11/1996	2002	TT360	LT	1877	863	R	P	D	168
HAWK, HARRIER, GRIFFON, KESTREL, OSPREY, RAVEN, RANGER 5Z, RANGER 6, RANGER 7, RANGER 8Z - FD, FE, FF, FT, GD, GT, FT1J, FD2J, FD1L, GD1G, JT1J F/C STANDARD CAB	6/1991	2002	TT019	LT	1948	855	R	P	D	168
RANGER PRO-5, PRO-5Z, PRO-6, PRO-7, PRO-8Z, 500-1018, 500-1022, 500-1024, 500-1027, 500-1227, 500-1322, 500-1527 FC4J, FC6J, FD1J, FD8J, FT1J, FT8J, GD1J, GD8J, GT1J, GT8J F/C STANDARD CAB	2003		TT125	LT	1925	850	R	P	E	180



# DOMESTIC WINDSCREEN CATALOGUE

Effective SEPTEMBER 2009

DESCRIPTION	DATE FROM	DATE TO	PGI CODE	STOCK COLOUR	BOTTOM WIDTH	CENTRE HEIGHT	INST. TYPE	EXTRAS REQ?	CAT	R.R.P. (inc GST)
<b>HINO TRUCKS (cont.)</b>										
<b>SUPER EAGLE, SHRIKE, RANGER 8, RANGER 9, RANGER 10, RANGER 14 - FG, FM, GH, FF1J, FG1J, GH1J, FM1J F/C WIDE CAB</b>	6/1991	2002	TT013	LBT	2128	860	R	P	E	180
<b>RANGER PRO-9, PRO-10, PRO-12, PRO-14, 500-1727, 500-2427, 500-2627, 500-2630, 500-2632 FG1J, FG8J, FL1J, FL8J, FM1J, FM8J, GH1J, GH8J F/C WIDE CAB</b>	2003		TT128	LT	2107	850	R	P	E	180
<b>SUPER DOLPHIN FS270, GS221, GS224 F/C</b>	3/1984	11/1994	TT547	LT	2203	775	R	P	E	180
<b>SUPER DOLPHIN, RANGER 50 FS1K F/C</b>	12/1994	1/2003	TT057	LT	2246	846	R	P	E	180
<b>700-420, 700-440, 700-2845, 700-2848, 700-4150, 7004562, 700-4568 FS1E, SS1E F/C</b>	10/2004		TT133	LT	2237	850	R	P	E	180
<b>HINO TOWN BUSES</b>										
<b>AM100, AC140, BC144 TOWN BUS 1/2 WINDSCREEN RHS</b>	1986	1989	TT089	LT	1040	847	R	P	E	180
<b>AM100, AC140, BC144 TOWN BUS 1/2 WINDSCREEN LHS</b>	1986	1989	TT090	LT	1040	847	R	P	E	180
<b>RAINBOW SUPER SALOON RB145 TOWN BUS</b>	1988	1993	TT091	LT	1934	1085	R	P	E	180
<b>HOLDEN</b>										
<b>APOLLO JK, JL 4 DR SEDAN, WAGON</b>	8/1989	12/1992	TT671	LBT	1439	820	U	E	A	118
<b>APOLLO JM, JP 4 DR SEDAN, WAGON</b>	3/1993	1997	TT021	LBT	1484	774	U		A	118
<b>ASTRA LB, LC 5 DR HATCHBACK</b>	8/1984	6/1987	DN265	LBT	1384	735	U	P	A	118
<b>ASTRA LD 4 DR SEDAN, 5 DR HATCHBACK</b>	7/1987	1989	DN687	LBT	1397	795	U	P	A	118
<b>ASTRA TR 4 DR SEDAN, 5 DR HATCHBACK</b>	8/1996	8/1998	GM026	LBT	1398	730	U	E	A	118
<b>ASTRA TS 4 DR SEDAN, 3 &amp; 5 DR HATCHBACK</b>	9/1998	9/2005	GM030MP	LBT	1363	859	U	E	A	118
<b>ASTRA TS 2 DR CONVERTIBLE</b>	12/2001	6/2005	GM036MP	LBT	1358	911	U	E	B	144



# DOMESTIC WINDSCREEN CATALOGUE

Effective SEPTEMBER 2009

DESCRIPTION	DATE FROM	DATE TO	PGI CODE	STOCK COLOUR	BOTTOM WIDTH	CENTRE HEIGHT	INST. TYPE	EXTRAS REQ?	CAT	R.R.P. (inc GST)
<b>HOLDEN (cont.)</b>										
<b>ASTRA AH</b> 5 DR HATCHBACK, WAGON	9/2004		GM039MW	LBT	1392	883	U	E	B	144
<b>ASTRA AH</b> 2 DR COUPE	1/2005		GM040MW	LBT	1392	870	U	E	B	144
<b>ASTRA AH</b> 2 DR TWIN-TOP CONVERTIBLE	12/2006		GM049MW	LBT	1394	864	U	E	B	144
<b>BARINA MB</b> 5 DR HATCHBACK	1984	8/1986	SZ495	LBT	1299	632	R	P	A	118
<b>BARINA ML</b> 5 DR HATCHBACK	9/1986	12/1988	SZ684	LBT	1313	639	U	P	A	118
<b>BARINA MF, MG, MH</b> 5 DR HATCHBACK	1/1989	3/1994	SZ785	LBT	1341	835	U	E	A	118
<b>BARINA MF, MG, MH</b> 3 DR HATCHBACK	1/1990	3/1994	SZ762	LBT	1342	803	U	E	A	118
<b>BARINA SB (SWING, CITY, JOY, GSi)</b> 3 & 5 DR HATCHBACK, 2 DR CABRIOLET	4/1994	2/2001	GM013	LBT	1287	810	U	E	A	118
<b>BARINA XC</b> 3 & 5 DR HATCHBACK	3/2001	11/2005	GM033MP	LBT	1290	850	U	P	A	118
<b>BARINA TK</b> 3 & 5 DR HATCHBACK	12/2005	6/2008	DW011MP	LBT	1369	913	U	P	B	144
<b>BARINA TK</b> 3 & 5 DR HATCHBACK	7/2008		GM043MP	LBT	1370	895	U	P	A	118
<b>BARINA TK</b> 4 DR SEDAN	12/2005		GM043MP	LBT	1370	895	U	P	A	118
<b>CALIBRA YE</b> 2 DR COUPE	9/1991	1997	GM009	LBT	1437	825	U	E	B	144
<b>CAMIRA JB, JD, JE</b> 4 DR SEDAN, WAGON	8/1982	1989	GM215W	LBT	1377	684	U	P	A	118
<b>CAPTIVA CG</b> 4WD WAGON	9/2006		GM042MW	LBT	1446	970	U	P	B	144
<b>COLORADO RC</b> UTILITY, CAB-CHASSIS	7/2008		GM726MP	LBT	1453	757	U	P	A	118
<b>COMBO SB</b> PANEL VAN	2/1996	8/2002	GM013	LBT	1287	810	U	E	A	118
<b>COMBO XC</b> PANEL VAN	9/2002		GM038MP	LBT	1290	921	U	P	B	144
<b>COMMODORE VB, VC, VH, VK</b> 4 DR SEDAN, WAGON	11/1978	2/1985	GM464	LBT	1464	695	R	P	A	118
<b>COMMODORE VL</b> 4 DR SEDAN, WAGON	3/1986	8/1988	GM596	LBT	1475	705	U	P	A	118
<b>COMMODORE VN, VG, VP, VR1</b> 4 DR SEDAN, WAGON, UTILITY	9/1988	8/1994	GM714MW	LBT	1517	810	U	P	A	118
<b>COMMODORE VR11, VS</b> 4 DR SEDAN, WAGON (N.B. CALAIS REQUIRES NEW MOULDING)	9/1994	7/1997	GM714MW	LBT	1517	811	U	P	A	118





# DOMESTIC WINDSCREEN CATALOGUE

Effective SEPTEMBER 2009

DESCRIPTION	DATE FROM	DATE TO	PGI CODE	STOCK COLOUR	BOTTOM WIDTH	CENTRE HEIGHT	INST. TYPE	EXTRAS REQ?	CAT	R.R.P. (inc GST)
<b>HOLDEN (cont.)</b>										
COMMODORE VR11, VS UTILITY	9/1994	12/2000	GM714MW	LBT	1517	811	U	P	A	118
COMMODORE VT, VX, VY, VZ 4 DR SEDAN	8/1997	7/2006	GM715	LBT	1533	917	U	P	A	118
COMMODORE, ADVENTRA VT, VX, VY, VZ WAGON	8/1997	12/2007	GM715	LBT	1533	917	U	P	A	118
COMMODORE VE WAGON	3/2008		GM717MW	LBT	1426	951	U	E	A	118
COMMODORE, CREWMAN, UTE VU, VY, VZ UTILITY, CAB-CHASSIS	1/2001	7/2007	GM715	LBT	1533	917	U	P	A	118
COMMODORE, UTE VE UTILITY, CAB-CHASSIS	8/2007		GM717MW	LBT	1426	951	U	E	A	118
COMMODORE BERLINA, CALAIS, OMEGA, SS, SV6 VE 4 DR SEDAN (NB. CALAIS V HAS RAIN SENSOR)	8/2006		GM717MW	LBT	1426	951	U	E	A	118
COMMODORE CALAIS V, SENATOR VE 4 DR SEDAN (RAIN SENSOR PATCH)	8/2006		GM717MWR	LBT	1426	951	U	E	E	180
MIRROR BUTTON & OPTICAL COUPLER FITTED			GM717ACC	LBT					E	180
CRUZE YG 4WD 5 DR WAGON	6/2002	2006	SZ013	LBT	1400	770	U	P	B	144
CRUZE JG 4 DR SEDAN	5/2009		<b>GM050MW</b>	<b>LBT</b>			U	P	<b>RP</b>	POA
DROVER 4WD SOFT-TOP, HARD-TOP, UTILITY (FLAT WINDSCREEN)	1/1985	1987	SZ114	LBT	1178	443	R	P	A	118
EPICA EP 4 DR SEDAN	2/2007		DW013	LBTG	1493	867	U	P	B	144
FRONTERA 4WD 3 DR WAGON	10/1995	12/1998	GM724MP	LBT	1436	755	U	E	A	118
FRONTERA 4WD 3 & 5 DR WAGON	2/1999	12/2003	GM725MP	LBT	1445	767	U	E	A	118
GEMINI TC, TD 2 DR COUPE	3/1975	9/1979	GM085	LBT	1301	690	R	P	B	144
GEMINI TC, TD, TE, TF, TG 4 DR SEDAN, WAGON, PANEL VAN	3/1975	4/1985	GM084	LBT	1302	620	R	P	B	144
GEMINI RB 4 DR SEDAN	5/1985	1988	GM575	LBT	1363	735	U	P	B	144
FX, FJ 4 DR SEDAN, UTILITY, PANEL VAN (FLAT 1/2 WINDSCREEN)	1948	1956	GM008	LBT	560	365	R	P	RP	143
FX, FJ 4 DR SEDAN (REAR WINDSCREEN)	1948	1956	GM017R	LC	860	293	R	P	RP	POA
FE, FC 4 DR SEDAN, WAGON, UTILITY, PANEL VAN	1956	1959	GM019	LT	1337	435	R	P	C	160
FB, EK 4 DR SEDAN, WAGON	1960	6/1962	GM086	LBT	1676	482	R	P	B	144



# DOMESTIC WINDSCREEN CATALOGUE

Effective SEPTEMBER 2009

DESCRIPTION	DATE FROM	DATE TO	PGI CODE	STOCK COLOUR	BOTTOM WIDTH	CENTRE HEIGHT	INST. TYPE	EXTRAS REQ?	CAT	R.R.P. (inc GST)
<b>HOLDEN (cont.)</b>										
<b>FB, EK</b> UTILITY, PANEL VAN	1960	12/1962	GM086	LBT	1676	482	R	P	B	144
<b>EJ, EH</b> 4 DR SEDAN, WAGON	7/1962	1964	GM075	LBT	1471	510	R	P	B	144
<b>EJ, EH</b> UTILITY, PANEL VAN	1/1963	12/1964	GM075	LBT	1471	510	R	P	B	144
<b>HD, HR</b> 4 DR SEDAN, WAGON, UTILITY, PANEL VAN	2/1965	12/1967	GM076	LBT	1495	530	R	P	B	144
<b>HK</b> 4 DR SEDAN, WAGON	1/1968	4/1969	GM077	LBT	1468	575	R	P	B	144
<b>HK, HT, HG</b> UTILITY, PANELVAN	1/1968	10/1971	GM077	LBT	1468	575	R	P	B	144
<b>HT, HG (PREMIER, BROUGHAM)</b> 4DR SEDAN, WAGON (WINDSCREEN HAS SQUARE TOP CORNERS)	5/1969	6/1971	GM077	LBT	1468	575	R	P	B	144
<b>HT, HG (BELMONT, KINGSWOOD)</b> 4 DR SEDAN ONLY (WINDSCREEN HAS ROUND TOP CORNERS)	5/1969	6/1971	GM078	LBT	1469	575	R	P	B	144
<b>HQ, HJ, HX, HZ</b> 4 DR SEDAN, WAGON	7/1971	1979	GM552	LBT	1666	625	K		A	118
<b>HQ, HJ, HX, HZ, WB</b> UTILITY, PANEL VAN, ONE-TONNER	11/1971	1985	GM552	LBT	1666	625	K		A	118
<b>JACKAROO</b> 4WD WAGON	11/1981	4/1992	GM154	LBT	1388	500	R	P	A	118
<b>JACKAROO</b> 4WD WAGON	5/1992	2003	GM007	LBT	1582	705	U	P	A	118
<b>MONARO HK, HT, HG</b> 2 DR COUPE	7/1968	6/1971	GM080	LBT	1476	560	R	P	B	144
<b>MONARO HQ, HJ, HX</b> 2 DR COUPE	7/1971	1977	GM081	LBT	1671	577	K		B	144
<b>MONARO HQ, HJ, HX, HZ</b> 4 DR SEDAN	1/1973	1980	GM552	LBT	1666	625	K		A	118
<b>MONARO V2</b> 2 DR COUPE	12/2001	8/2006	GM716MW	LBT	1530	894	U	P	B	144
<b>NOVA LE, LF</b> 4 DR SEDAN, 5 DR HATCHBACK	8/1989	9/1994	TT765	LBT	1442	780	U	E	A	118
<b>NOVA LG</b> 4 DR SEDAN, 5 DR HATCHBACK	10/1994	1996	TT766	LBT	1422	768	U	P	A	118
<b>PIAZZA JR</b> 2 DR COUPE	4/1986	1988	GM629	LBT	1399	700	U	P	B	144
<b>RODEO KB</b> UTILITY, CAB-CHASSIS	1/1981	6/1988	GM047	LBT	1367	640	R	P	A	118
<b>RODEO TF</b> UTILITY, CAB-CHASSIS	7/1988	2/2003	GM724	LBT	1436	755	U	P	A	118
<b>RODEO RA</b> UTILITY, CAB-CHASSIS	3/2003	6/2008	GM726MP	LBT	1453	757	U	P	A	118



# DOMESTIC WINDSCREEN CATALOGUE

Effective SEPTEMBER 2009

DESCRIPTION	DATE FROM	DATE TO	PGI CODE	STOCK COLOUR	BOTTOM WIDTH	CENTRE HEIGHT	INST. TYPE	EXTRAS REQ?	CAT	R.R.P. (inc GST)
<b>HOLDEN (cont.)</b>										
<b>SCURRY DA21</b> VAN	7/1985	1987	GM597	LBT	1228	660	R	P	B	144
<b>SHUTTLE</b> VAN, MINI-BUS	3/1982	1991	GM182	LBT	1554	745	R	P	B	144
<b>STATESMAN, CAPRICE HQ, HJ, HX, HZ, WB</b> 4 DR SEDAN	7/1971	1985	GM552	LBT	1666	625	K		A	118
<b>STATESMAN, CAPRICE VQ, VP, VR1</b> 4 DR SEDAN	3/1990	8/1994	GM714MW	LBT	1517	810	U	E	A	118
<b>STATESMAN, CAPRICE, GRANGE VR11, VS</b> 4 DR SEDAN	9/1994	5/1999	GM714MW	LBT	1517	811	U	E	A	118
<b>STATESMAN, CAPRICE, GRANGE WH, WK, WL</b> 4 DR SEDAN	6/1999	8/2006	GM715	LBT	1533	917	U	P	A	118
<b>STATESMAN, CAPRICE, GRANGE WM</b> 4 DR SEDAN (RAIN SENSOR PATCH)	9/2006		GM717MWR	LBT	1426	951	U	E	E	180
<b>SUBURBAN</b> 4WD WAGON (NO MOULDING ATTACHED) (N.B. O.E.M. WINDSCREENS HAVE ENCAPSULATED MOULDINGS - UNABLE TO BE REMOVED - REPLACE WITH UNI-MOULD)	1/1998	2000	WF1026MW	LT	1697	721	U	E	E	180
<b>TIGRA XC</b> 2 DR CONVERTIBLE	10/2005	12/2006	GM041MP	LBT	1292	873	U	E	D	168
<b>TORANA HB, LC, LJ, TA</b> 2 DR & 4 DR SEDAN	5/1967	3/1974	GM082	LBT	1328	550	R	P	B	144
<b>TORANA LH, LX, UC</b> 4 DR SEDAN, 5 DR HATCHBACK	4/1974	1980	GM083	LBT	1451	595	R	P	B	144
<b>VECTRA JR, JS</b> 4 DR SEDAN, WAGON, 5 DR HATCHBACK	6/1997	2/2003	GM089	LBT	1366	780	U	E	A	118
<b>VECTRA CD, CDX, CDXi ZC</b> 4 DR SEDAN, 5 DR HATCHBACK	3/2003	11/2004	GM037MP	LBT	1482	905	U	P	B	144
<b>VECTRA CD, CDX ZC</b> 4 DR SEDAN, 5 DR HATCHBACK	12/2004	9/2005	GM037MP	LBT	1482	905	U	P	B	144
<b>VECTRA CDXi ZC</b> 5 DR HATCHBACK (RAIN SENSOR PATCH)	12/2004	9/2005	GM037MWR	LBT	1482	905	U	P	C	160
<b>VIVA JF</b> 4 DR SEDAN	10/2005		DW012MP	LBT	1398	841	U	P	B	144
<b>VIVA JF</b> WAGON, 5 DR HATCHBACK (WITH INBUILT RADIO ANTENNA)	10/2005		<b>DW012MPA</b>	<b>LBT</b>	1398	841	U	P	<b>RP</b>	POA
<b>ZAFIRA TT</b> PEOPLE-MOVER	6/2001	2005	GM034MP	LBT	1292	1009	U	P	C	160



# DOMESTIC WINDSCREEN CATALOGUE

Effective SEPTEMBER 2009

DESCRIPTION	DATE FROM	DATE TO	PGI CODE	STOCK COLOUR	BOTTOM WIDTH	CENTRE HEIGHT	INST. TYPE	EXTRAS REQ?	CAT	R.R.P. (inc GST)
<b>HONDA</b>										
<div style="border: 1px solid black; padding: 5px;"> <p><b>I.D. HINT</b> V.I.N. = Vehicle Identification Number            1st three digits = country of origin            next two / three digits = model number            remainder of digits = specific to particular vehicle  <b>E.G JHMB32400C00001 = Japanese Honda Motors, BA3 model</b></p> </div>										
<b>ACCORD</b> (V.I.N. Prefix JHMASJ) 3 DR HATCHBACK	3/1977	12/1981	HA403	LBT	1372	638	R	P	B	144
<b>ACCORD</b> (V.I.N. Prefix JHMASJ) 4 DR SEDAN	3/1977	12/1981	HA469	LBT	1381	620	R	P	B	144
<b>ACCORD</b> (V.I.N. Prefix JHMASY) 3 DR HATCHBACK	1/1982	12/1983	HA115	LBT	1454	690	U		B	144
<b>ACCORD</b> (V.I.N. Prefix JHMASY) 4 DR SEDAN	1/1982	12/1983	HA116	LBT	1458	680	U		B	144
<b>ACCORD</b> (V.I.N. Prefix JHMAAD) 3 DR HATCHBACK	1/1984	12/1985	HA462	LBT	1458	705	U		B	144
<b>ACCORD</b> (V.I.N. Prefix JHMAAD) 4 DR SEDAN	1/1984	12/1985	HA461	LBT	1466	693	U		B	144
<b>ACCORD</b> (V.I.N. Prefix JHMCA) 3 DR HATCHBACK (I.D. POP-UP HEADLIGHTS)	1/1986	12/1988	HA626	LBT	1431	795	U	P	B	144
<b>ACCORD</b> (V.I.N. Prefix JHMCA) 4 DR SEDAN (I.D. POP-UP HEADLIGHTS)	1/1986	10/1989	HA652	LBT	1438	783	U		B	144
<b>ACCORD</b> (V.I.N. Prefix JHMCB) 4 DR SEDAN	11/1989	1993	HA653	LBT	1482	908	U		B	144
<b>ACCORD</b> (V.I.N. Prefix JHMCB, IHGCB) 5 DR WAGON (AERODECK)	6/1992	12/1994	HA653	LBT	1482	908	U		B	144
<b>ACCORD</b> (V.I.N. Prefix JHMCD, IHGCE) 4 DR SEDAN, WAGON (VTi)	10/1993	12/1997	HA654	LBT	1534	905	U	P	B	144
<b>ACCORD</b> (V.I.N. Prefix IHGCG, MRHCK) 4 DR SEDAN	12/1997	7/2003	HA655MW	LBT	1549	948	U	P	B	144
<b>ACCORD EURO</b> (V.I.N. Prefix JHMCL) 4 DR SEDAN	6/2003	5/2008	HA656MP	LBT	1418	892	U	E	C	160
<b>ACCORD EURO LUXURY</b> (V.I.N. Prefix JHMCL) 4 DR SEDAN (RAIN SENSOR PATCH)	6/2003	5/2008	HA656MR	LBT	1418	892	U	E	E	180
MIRROR BUTTON & OPTICAL COUPLER FITTED			HA656ACC	LBT					RP	437
<b>ACCORD EURO</b> (V.I.N. Prefix JHMCU) 4 DR SEDAN	6/2008		<b>HA658MW</b>	<b>LBT</b>	1497	905	U		<b>RP</b>	POA
MIRROR BUTTON FITTED			HA658MBW	LBT					C	160
<b>ACCORD EURO LUXURY</b> (V.I.N. Prefix JHMCU) 4 DR SEDAN (RAIN SENSOR PATCH)	6/2008		<b>HA658MWR</b>	<b>LBT</b>	1497	905	U		<b>RP</b>	POA
MIRROR BUTTON & OPTICAL COUPLER FITTED			HA658ACC	LBT					RP	441



# DOMESTIC WINDSCREEN CATALOGUE

Effective SEPTEMBER 2009

DESCRIPTION	DATE FROM	DATE TO	PGI CODE	STOCK COLOUR	BOTTOM WIDTH	CENTRE HEIGHT	INST. TYPE	EXTRAS REQ?	CAT	R.R.P. (inc GST)
<b>HONDA (cont.)</b>										
<b>ACCORD VTi, V6 (USA STYLING)</b> (V.I.N. Prefix MRHCM) 4 DR SEDAN	8/2003	12/2007	HA657MP	LBT	1459	922	U	P	B	144
<b>ACCORD VTi, V6 (USA STYLING)</b> (V.I.N. Prefix MRHCP) 4 DR SEDAN	1/2008		<b>HA659MP</b>	<b>LBT</b>	1507	887	U	P	<b>RP</b>	POA
<b>ACCORD V6 LUXURY (USA STYLING)</b> (V.I.N. Prefix MRHCP) 4 DR SEDAN (RAIN SENSOR PATCH) MIRROR BUTTON & OPTICAL COUPLER FITTED	1/2008		HA659MR	LBT	1507	887	U	P	E	180
			HA659ACC	LBT					RP	441
<b>CITY PRO "T"</b> (V.I.N. Prefix JHMAVF) 3 DR VAN	1/1984	1986	HA342	LBT	1346	740	U	E	B	144
<b>CITY C</b> (V.I.N. Prefix MRHGM) 4 DR SEDAN	2/2009		<b>HA343</b>	<b>LBT</b>			U	P	<b>RP</b>	POA
<b>CIVIC</b> (V.I.N. Prefix SB, SE, SF, WB) 4 DR SEDAN, 3 & 5 DR HATCHBACK	3/1973	12/1979	HA126	LBT	1282	585	R	P	C	160
<b>CIVIC</b> (V.I.N. Prefix JHMASL, JHMAWC) 3 DR HATCHBACK, WAGON	3/1980	12/1983	HA631	LBT	1360	615	R	P	B	144
<b>CIVIC</b> (V.I.N. Prefix JHMAAH) 3 DR HATCHBACK	1/1984	10/1987	HA464	LBT	1398	740	U		B	144
<b>CIVIC</b> (V.I.N. Prefix JHMAAK) 4 DR SEDAN	1/1984	10/1987	HA465	LBT	1410	743	U		B	144
<b>CIVIC</b> (V.I.N. Prefix JHMAAK, JHMAAN) 5 DR HATCHBACK, WAGON	1/1984	12/1986	HA463	LBT	1407	740	U		B	144
<b>CIVIC</b> (V.I.N. Prefix JHMED) 3 DR HATCHBACK (N.B. MOULDING ENCAPSULATES GLASS - CUT OUT FROM INSIDE)	11/1987	10/1991	HA788	LBT	1462	830	U	P	B	144
<b>CIVIC</b> (V.I.N. Prefix JHMED) 4 DR SEDAN (N.B. MOULDING ENCAPSULATES GLASS - CUT OUT FROM INSIDE)	11/1987	10/1991	HA787	LBT	1494	810	U	P	B	144
<b>CIVIC (SHUTTLE)</b> (V.I.N. Prefix JHMEE) 4WD WAGON (N.B. MOULDING ENCAPSULATES GLASS - CUT OUT FROM INSIDE)	3/1988	11/1989	HA466	LBT	1426	812	U	P	B	144
<b>CIVIC</b> (V.I.N. Prefix JHMEG, JHMEH) 3 DR HATCHBACK (I.D. MIRROR GLUED TO WINDSCREEN)	11/1991	9/1995	HA014	LBT	1412	861	U	P	B	144
<b>CIVIC</b> (V.I.N. Prefix JHMEG, JHMEH) 4 DR SEDAN (I.D. MIRROR GLUED TO WINDSCREEN)	11/1991	9/1995	HA790	LBT	1428	866	U	P	B	144
<b>CIVIC</b> (V.I.N. Prefix JHMEK, IHGEJ, IHGEM) 3 DR HATCHBACK, 2 DR COUPE	10/1995	10/2000	HA026	LBT	1430	860	U	P	B	144
<b>CIVIC</b> (V.I.N. Prefix JHMEK) 4 DR SEDAN	10/1995	10/2000	HA024	LBT	1429	862	U	P	B	144
<b>CIVIC</b> (V.I.N. Prefix JHMES, MRHES) 4 DR SEDAN	11/2000	1/2006	HA793	LBT	1463	895	U	P	B	144
<b>CIVIC</b> (V.I.N. Prefix JHMEU) 5 DR HATCHBACK	11/2000	1/2006	HA794MP	LBT	1393	945	U	P	B	144



# DOMESTIC WINDSCREEN CATALOGUE

Effective SEPTEMBER 2009

DESCRIPTION	DATE FROM	DATE TO	PGI CODE	STOCK COLOUR	BOTTOM WIDTH	CENTRE HEIGHT	INST. TYPE	EXTRAS REQ?	CAT	R.R.P. (inc GST)
<b>HONDA (cont.)</b>										
<b>CIVIC</b> (V.I.N. Prefix JHMFD, MRHFD) 4 DR SEDAN MIRROR BUTTON FITTED	2/2006		HA795MP	LBT	1378	1067	U	P	C	160
			HA795MB	LBT					C	160
<b>CIVIC</b> (V.I.N. Prefix SHHFN) 3 DR HATCHBACK (RAIN SENSOR PATCH)	1/2007		<b>HA796MWR</b>	<b>LBT</b>	1380	1091	U	P	<b>RP</b>	POA
<b>CIVIC</b> (V.I.N. Prefix SHHFK) 5 DR HATCHBACK (RAIN SENSOR PATCH)	1/2009		<b>HA797MWR</b>	<b>LBT</b>			U	P	<b>RP</b>	POA
<b>CONCERTO</b> (V.I.N. Prefix JHMMA) 5 DR HATCHBACK	11/1988	1993	HA744	LBT	1474	820	U	P	B	144
<b>CRX</b> (V.I.N. Prefix JHMED) 2 DR COUPE (N.B. MOULDING ENCAPSULATES GLASS - CUT OUT FROM INSIDE)	11/1987	12/1991	HA567	LBT	1455	785	U	P	B	144
<b>CRX</b> (V.I.N. Prefix JHMEG) 2 DR COUPE, TARGA-TOP (I.D. MIRROR GLUED TO WINDSCREEN)	1/1992	1998	HA679	LBT	1387	800	U	P	C	160
<b>CRV</b> (V.I.N. Prefix JHLRD1) 4WD 5 DR WAGON	9/1997	11/2001	HA566	LBT	1468	776	U	E	B	144
<b>CRV</b> (V.I.N. Prefix JHLRD7) 4WD 5 DR WAGON (BULLET MIRROR PAD)	12/2001	9/2004	HA569MP	LBT	1534	817	U	E	B	144
<b>CRV</b> (V.I.N. Prefix JHLRD7) 4WD 5 DR WAGON (SQUARE MIRROR PAD)	10/2004	12/2006	HA571MP	LBT	1534	817	U	E	B	144
<b>CRV</b> (V.I.N. Prefix MRHRE4) 4WD 5 DR WAGON	2/2007		HA572MP	LBT	1494	960	U	P	B	144
<b>HRV WAGON, INDY SPECIAL</b> (V.I.N. Prefix JHLGH) 4WD 3 & 5 DR WAGON	2/1999	4/2002	HA565	LBT	1421	858	U	P	B	144
<b>HRV SPORT WAGON</b> (V.I.N. Prefix JHLGH) 4WD 3DR WAGON (I.D. MODEL WITH SUNROOF FITTED)	2/1999	2/2000	HA565MP	LBT	1421	858	U	P	B	144
<b>INSIGHT</b> (V.I.N. Prefix JHMZE) 3 DR HATCHBACK	3/2001	12/2004	HA047MP	LBT	1499	820	U	P	RP	380
<b>INSIGHT</b> (V.I.N. Prefix JHM_) 3 DR HATCHBACK	2009		<b>HA052MP</b>	<b>LBT</b>			U	P	<b>RP</b>	POA
<b>INTEGRA</b> (V.I.N. Prefix JHMDA3) 2 DR COUPE (I.D. POP-UP HEADLIGHTS)	6/1986	5/1988	RV640	LBT	1423	772	U	P	D	168
<b>INTEGRA</b> (V.I.N. Prefix JHMDA9) 2 DR COUPE (I.D. SINGLE WRAP AROUND HEADLIGHTS)	6/1989	6/1993	HA641	LBT	1497	910	U	P	B	144
<b>INTEGRA</b> (V.I.N. Prefix JHMDC2) 2 DR COUPE (I.D. TWIN ROUND PROJECTOR HEADLIGHTS)	7/1993	7/2001	HA018	LBT	1403	870	U	P	B	144
<b>INTEGRA</b> (V.I.N. Prefix JHMDC5) 2 DR COUPE	8/2001		HA643	LT	1435	902	U	P	B	144



# DOMESTIC WINDSCREEN CATALOGUE

Effective SEPTEMBER 2009

DESCRIPTION	DATE FROM	DATE TO	PGI CODE	STOCK COLOUR	BOTTOM WIDTH	CENTRE HEIGHT	INST. TYPE	EXTRAS REQ?	CAT	R.R.P. (inc GST)
<b>HONDA (cont.)</b>										
<b>JAZZ</b> (V.I.N. Prefix JHMGD, MRHGD) 5 DR HATCHBACK	10/2002	9/2008	HA048	LBT	1350	943	U	P	B	144
<b>JAZZ</b> (V.I.N. Prefix JHMGE) 5 DR HATCHBACK	10/2008		HA051MP	LBT	1370	1075	U	P	RP	POA
MIRROR BUTTON FITTED			HA051MB	LBT					B	144
<b>LEGEND</b> (V.I.N. Prefix JHMKA2, JHMKA4) 4 DR SEDAN	6/1986	2/1991	HA699	LBT	1494	810	U	P	B	144
<b>LEGEND</b> (V.I.N. Prefix JHMKA3) 2 DR COUPE	11/1987	2/1991	HA786	LBT	1479	823	U	P	B	144
<b>LEGEND</b> (V.I.N. Prefix JHMKA7) 4 DR SEDAN (I.D. MIRROR GLUED TO WINDSCREEN)	3/1991	2/1996	HA671	LBT	1524	881	U	P	B	144
<b>LEGEND</b> (V.I.N. Prefix JHMKA8) 2 DR COUPE (I.D. MIRROR GLUED TO WINDSCREEN)	3/1991	2/1996	HA019	LBT	1529	865	U	P	C	160
<b>LEGEND</b> (V.I.N. Prefix JHMKA9) 4 DR SEDAN	3/1996	12/2005	HA036	LBTG	1530	838	U	P	B	144
<b>LEGEND</b> (V.I.N. Prefix JHMKB1) 4 DR SEDAN (RAIN SENSOR PATCH)	8/2006		<b>HA050MR</b>	<b>LBT</b>	1506	954	U	P	<b>RP</b>	POA
<b>MDX</b> (V.I.N. Prefix 2HKYD1) 4WD 5 DR WAGON	3/2003	2006	HA570MP	LBT	1598	933	U	P	B	144
<b>NSX</b> (V.I.N. Prefix JHMNA) 2 DR COUPE, 2 DR TARGA-TOP	2/1991	12/2004	HA673	LT	1532	964	U	E	RP	490
<b>ODYSSEY</b> (V.I.N. Prefix JHMRA1, JHMRA3) 5 DR WAGON	6/1995	2/2000	HA023	LT	1522	1027	U	P	C	160
<b>ODYSSEY</b> (V.I.N. Prefix JHMRA6, JHMRA8) 5 DR WAGON	3/2000	5/2004	HA044MP	LBT	1555	1020	U	P	C	160
<b>ODYSSEY</b> (V.I.N. Prefix JHMRB1) 5 DR WAGON	6/2004		HA049MP	LBT	1395	1036	U	P	C	160
<b>PRELUDE</b> (V.I.N. Prefix JHMASN, JHMSNB, JHMSNF) 2 DR COUPE	4/1979	12/1982	HA585	LBT	1385	617	U		B	144
<b>PRELUDE</b> (V.I.N. Prefix JHMAAB, JHMB A3) 2 DR COUPE	1/1983	8/1987	HA310	LBT	1470	730	U		B	144
<b>PRELUDE</b> (V.I.N. Prefix JHMB A4) 2 DR COUPE (I.D. 4 WHEEL STEERING)	9/1987	11/1991	HA719	LBT	1478	823	U		B	144
<b>PRELUDE</b> (V.I.N. Prefix JHMB A8, JHMB B1, JHMB B2) 2 DR COUPE	12/1991	12/1996	HA016	LBT	1488	875	U	P	B	144
<b>PRELUDE</b> (V.I.N. Prefix JHMB B6) 2 DR COUPE	1/1997	4/2002	HA035	LBT	1494	868	U	P	B	144
<b>S2000</b> (V.I.N. Prefix JHMAP) 2 DR CONVERTIBLE	8/1999		HA042MW	LT	1435	640	U	P	D	168



# DOMESTIC WINDSCREEN CATALOGUE

Effective SEPTEMBER 2009

DESCRIPTION	DATE FROM	DATE TO	PGI CODE	STOCK COLOUR	BOTTOM WIDTH	CENTRE HEIGHT	INST. TYPE	EXTRAS REQ?	CAT	R.R.P. (inc GST)
<b>HONDA COMMERCIALS</b>										
<b>TN360</b> CARRY VAN	1976	1978	HA264	LT	1103	471	R	P	RP	260
<b>ACTY TN550, TN600</b> CARRY VAN	1978	1986	HA263	LB	1224	575	R	P	RP	290
<b>HUMMER</b>										
<b>H2</b> WAGON (PRIVATE IMPORT)	1/2003		HM001MW	LT	1935	567	U	P	RP	252
<b>H3</b> WAGON	7/2007		HM002MW	LT	1548	582	U	P	RP	252
<b>HYUNDAI</b>										
<b>ACCENT LC</b> 4 DR SEDAN, 3 & 5 DR HATCHBACK	5/2000	4/2006	HY634MP	LBT	1412	799	U	P	A	118
<b>ACCENT MC</b> 4 DR SEDAN, 3 DR HATCHBACK	5/2006		HY636MW	LBT	1412	900	U	E	A	118
<b>ELANTRA XD</b> 4 DR SEDAN, 5 DR HATCHBACK	8/2000	7/2006	HY012MP	LBT	1435	835	U	P	A	118
<b>ELANTRA HD</b> 4 DR SEDAN	8/2006		HY023MW	LBT	1475	947	U	P	B	144
<b>ELANTRA LAVITA XD</b> 5 DR HATCHBACK	11/2001	12/2003	HY016MP	LBT	1400	943	U	P	B	144
<b>EXCEL X1</b> 4 DR SEDAN, 3 & 5 DR HATCHBACK, 2 DR CABRIOLET	2/1986	1/1990	HY631	LBT	1366	700	U	E	B	144
<b>EXCEL X2</b> 4 DR SEDAN, 3 & 5 DR HATCHBACK, PANEL VAN	2/1990	8/1994	HY003W	LBT	1377	705	U	P	B	144
<b>EXCEL X3</b> 4 DR SEDAN, 3 & 5 DR HATCHBACK	9/1994	4/2000	HY633	LBT	1395	805	U	E	A	118
<b>GETZ</b> 3 & 5 DR HATCHBACK	10/2002		HY635MP	LBT	1313	959	U	P	B	144
<b>GRANDEUR XG</b> 4 DR SEDAN	9/1999	1/2006	HY011MP	LBT	1522	878	U	P	B	144
<b>GRANDEUR TG</b> 4 DR SEDAN	2/2006		<b>HY021MW</b>	<b>LBT</b>	1567	947	U	P	<b>RP</b>	POA
<b>GRANDEUR TG LIMITED</b> 4 DR SEDAN (RAIN SENSOR PATCH)	2/2006		<b>HY021MWR</b>	<b>LBT</b>	1567	947	U	P	<b>RP</b>	POA
MIRROR BUTTON & OPTICAL COUPLER FITTED			HY021ACC	LBT					RP	460
<b>i10</b> __ 3 & 5 DR HATCHBACK	2009		<b>HY638MW</b>	<b>LBT</b>			U	P	<b>RP</b>	POA





# DOMESTIC WINDSCREEN CATALOGUE

Effective SEPTEMBER 2009

DESCRIPTION	DATE FROM	DATE TO	PGI CODE	STOCK COLOUR	BOTTOM WIDTH	CENTRE HEIGHT	INST. TYPE	EXTRAS REQ?	CAT	R.R.P. (inc GST)
<b>HYUNDAI (cont.)</b>										
<b>i20</b> ___ 3 & 5 DR HATCHBACK	2009		<b>HY637MW</b>	<b>LBT</b>			U	P	<b>RP</b>	POA
<b>i30 FD</b> 5 DR HATCHBACK	9/2007		HY024MW	LBT	1470	945	U	P	C	160
<b>iLOAD, iMAX TQ-V</b> VAN	2/2008		HY025MW	LBT	1573	973	U	P	C	160
<b>LANTRA J1</b> 4 DR SEDAN	6/1991	7/1995	HY004	LBT	1408	816	U	E	B	144
<b>LANTRA J2</b> 4 DR SEDAN, WAGON	8/1995	7/2000	HY008	LBT	1448	859	U	E	B	144
<b>S-COUCPE</b> 2 DR COUCPE	5/1990	9/1992	HY002	LBT	1343	870	U	E	B	144
<b>S-COUCPE</b> 2 DR COUCPE (I.D. MIRROR GLUED TO WINDSCREEN)	10/1992	6/1996	HY002MP	LBT	1343	870	U	E	B	144
<b>SX, FX, SFX</b> 2 DR COUCPE	7/1996	2/2002	HY017MP	LBT	1430	857	U	E	B	144
<b>TIBURON</b> 2 DR COUCPE	3/2002		HY018MP	LBT	1412	819	U	E	B	144
<b>SANTA FE</b> 5 DR WAGON	11/2000	4/2006	HY015MP	LBT	1545	895	U	P	B	144
<b>SANTA FE</b> 5 DR WAGON	5/2006		HY022MW	LBT	1475	899	U	P	C	160
<b>SONATA</b> 4 DR SEDAN	1/1989	9/1993	HY745	LBT	1495	810	U		B	144
<b>SONATA</b> 4 DR SEDAN	10/1993	7/1998	HY007	LBT	1552	847	U		B	144
<b>SONATA EF</b> 4 DR SEDAN	8/1998	5/2005	HY747MP	LBT	1540	845	U		A	118
<b>SONATA NF</b> 4 DR SEDAN	6/2005		HY748MW	LBT	1521	925	U		A	118
<b>TERRACAN</b> 4WD WAGON	11/2001		HY019MP	LBT	1468	756	U	P	B	144
<b>TRAJET FO</b> PEOPLE MOVER	5/2000		HY013MP	LBT	1538	1014	U	E	C	160
<b>TUCSON</b> 5 DR WAGON	8/2004		HY020MW	LBT	1472	905	U		B	144

## INTERNATIONAL

<b>AA110, AB110, AA160, C1100, C1200, C1300, C1400, C1500, C1600, C1700, C1800, C1840, CD1840, D1110, D1210, D1310, D1410, D1510, D1610, D1630, D1710, D1910, D1950</b> N/C (WRAP AROUND WINDSCREEN)	10/1958	1980	IH534	LT	1862	476	R	P	D	168
---	---------	------	-------	----	------	-----	---	---	---	-----



# DOMESTIC WINDSCREEN CATALOGUE

Effective SEPTEMBER 2009

DESCRIPTION	DATE FROM	DATE TO	PGI CODE	STOCK COLOUR	BOTTOM WIDTH	CENTRE HEIGHT	INST. TYPE	EXTRAS REQ?	CAT	R.R.P. (inc GST)
<b>INTERNATIONAL (cont.)</b>										
<b>ACCO C-1800</b> F/C SNUB NOSE (FLAT WINDSCREEN - 2 WIPERS)	1963	1972	IH319	LC	1900	415	R	P	C	160
<b>ACCO 1610, 1630, 1710, 1730, 1800, 1810, 1830, 1850, 1910, 1950, 2250, 2350, 3070</b> F/C (FLAT WINDSCREEN - 3 WIPERS)	1973		IH320	LBT	1983	634	R	P	D	168
<b>ACCO 510, 610</b> NARROW CAB F/C (FLAT WINDSCREEN - 2 WIPERS)	1975	1984	IH321	LT	1730	635	R	P	C	160
<b>E3470, F3470</b> F/C STANDARD CAB	1988	11/1995	IH011	LT	2084	805	R	P	E	180
<b>E4470, F4470, E5470, F5470, E5570, F5570</b> F/C WIDE CAB	1989	11/1995	IH010	LT	2207	805	R	P	E	180
<b>NAVISTAR 4900</b> N/C	1999	2002	<b>IH5000</b>	<b>LT</b>			U	E	<b>RP</b>	POA
<b>NAVISTAR 9200</b> N/C	1999	2000	<b>IH5001</b>	<b>LT</b>					<b>RP</b>	POA
<b>9200i, 9900i, EAGLE, FLEET</b> N/C	2001		IH630	LT	2042	711	U	E	E	180
<b>9200i, 9900i, EAGLE, FLEET</b> N/C (WITH ENCAPSULATED MOULDING ATTACHED)	2001		WF1383	LBT	2042	711	U		RP	410
<b>N1630, N1650, N1750</b> F/C	12/1983	8/1991	IH460	LT	1940	820	R	P	C	160
<b>R190, R200 AS &amp; R SERIES</b> N/C	1955	1957	IH302	LT	1325	457	R	P	RP	180
<b>SCOUT 80</b> UTILITY (FLAT WINDSCREEN)	1962	8/1967	IH008	LC	1393	470	R	P	RP	310
<b>SCOUT, TRAVELLER</b> 4WD WAGON (FLAT WINDSCREEN)	1978	1980	IH493	LT	1430	452	R	P	RP	190
<b>S-LINE</b> N/C FLAT 1/2 WINDSCREEN LH & RH (I.D. REMOVEABLE CENTRE BAR)	1976	1986	IH627	LT	1008	528	R	P	A	118
<b>S-LINE</b> N/C FLAT 1/2 WINDSCREEN LH & RH (I.D. FIXED CENTRE BAR)	1986	1998	IH001	LT	998	538	R		A	118
<b>S-LINE</b> N/C FLAT 1/2 WINDSCREEN LH & RH (I.D. FIXED CENTRE BAR) (REDUCED SIZE FOR EASIER FIT)	1986	1998	IH628	LT	995	531	R		A	118
<b>T-LINE T2650, T2670, T2700</b> F/C	9/1979	1997	IH713	LT	2184	630	R		C	160
<b>TRANSTAR 4070</b> F/C RHS 1/2 WINDSCREEN	1965	1970	IH676	LT	1027	625	R	P	B	144
<b>TRANSTAR 4070</b> F/C LHS 1/2 WINDSCREEN	1965	1970	IH677	LT	1030	625	R	P	B	144
<b>TRANSTAR 4200, 4300</b> N/C FLAT 1/2 WINDSCREEN LH & RH	1978	1984	IH629	LT	905	500	R	P	A	118
<b>TRANSTAR 4670, 4700</b> N/C FLAT 1/2 WINDSCREEN LH & RH	10/1987	2000	IH001	LT	998	535	R		A	118



# DOMESTIC WINDSCREEN CATALOGUE

Effective SEPTEMBER 2009

DESCRIPTION	DATE FROM	DATE TO	PGI CODE	STOCK COLOUR	BOTTOM WIDTH	CENTRE HEIGHT	INST. TYPE	EXTRAS REQ?	CAT	R.R.P. (inc GST)
<b>INTERNATIONAL (cont.)</b>										
<b>TRANSTAR 4670, 4700</b> N/C FLAT 1/2 WINDSCREEN LH & RH (I.D. FIXED CENTRE BAR) [REDUCED SIZE FOR EASIER FIT]	10/1987	1998	IH628	LT	995	531	R		A	118
<b>ISUZU</b>										
<b>CVR, CGX, CXZ, CXH</b> F/C	1983	1985	GM587	LT	2213	860	R	P	E	180
<b>D-MAX</b> UTILITY	10/2008		GM726MP	LBT	1453	757	U	P	A	118
<b>ELF TLG</b> F/C	1964	1974	GM404	LT	1525	590	R	P	D	168
<b>ELF 250 TLD23, TLD24, TLD44, TLD53, TLD54, TLD64</b> F/C	1975	1984	GM405	LT	1498	665	R	P	D	168
<b>ELF 350, KS10, KS21, KS30, KS31, KS50</b> F/C	1970	1980	GM278	LT	1682	595	R	P	C	160
<b>ELF 350, KS32, KT25</b> F/C	1980	1984	GM001	LT	1725	728	R	P	D	168
<b>FSR, FSS, FTR, FTS, FVM, FVR, FVZ</b> F/C	1986	3/1996	GM650	LBT	1918	860	R	P	E	180
<b>FRR, FSR, FSS, FTR, FTS, FVD, FVL, FVM, FVR, FVY, FVZ, GVD, GVR</b> F/C	4/1996	12/2007	GM022	LBT	2006	864	R	P	E	180
<b>FRD, FRR, FSD, FSR, FSS</b> F/C STANDARD CAB WIPERS I.D. 2	1/2008		GM046	LBTG	1951	800	U	P	E	180
<b>FTR, FTS, FVD, FVL, FVM, FVR, FVY, FVZ, FXD, FXR, FXZ, GVD, GVR</b> F/C WIDE CAB I.D. 3 WIPERS	1/2008		GM045	LBTG	2152	800	U	P	E	180
<b>GIGA CXY, CXZ, EXY</b> F/C	2000		GM023	LT	2306	865	R	P	E	180
<b>KB20, KB40, KB25</b> UTILITY	1/1978	1980	GM281	LBT	1433	585	R	P	D	168
<b>NKR NARROW CAB</b> F/C	11/1984	6/1993	GM584	LT	1476	750	R	P	C	160
<b>NKR NARROW CAB</b> F/C	7/1993	12/2007	GM021	LT	1538	790	U	E	C	160
<b>NPR WIDE CAB</b> F/C	11/1984	6/1993	GM585	LT	1786	755	R	P	C	160
<b>NPR, NPS, NQR WIDE CAB</b> F/C	7/1993	12/2007	GM016	LBTG	1844	795	U	E	C	160
<b>NLR NARROW CAB</b> F/C	1/2008		GM048	LBTG	1646	794	U	E	D	168



# DOMESTIC WINDSCREEN CATALOGUE

Effective SEPTEMBER 2009

DESCRIPTION	DATE FROM	DATE TO	PGI CODE	STOCK COLOUR	BOTTOM WIDTH	CENTRE HEIGHT	INST. TYPE	EXTRAS REQ?	CAT	R.R.P. (inc GST)
<b>ISUZU (cont.)</b>										
NNR, NPR, NPS, NQR <i>WIDE CAB F/C</i>	1/2008		GM044	LBTG	1869	795	U	E	D	168
SBR450, TR40 <i>F/C</i>	1970	1975	GM279	LBT	1865	675	R	P	D	168
SBR422, SCR, JBR, JCR, FVR <i>F/C</i>	1975	1986	GM322	LT	1855	720	R	P	D	168
SHG, SHN, SHZ, SPG, VPR, VPZ <i>F/C</i>	1973	1982	GM280	LT	2311	698	R	P	E	180
TSD, TWD <i>N/C</i>	1963	1988	GM704	LC	1641	500	R	P	RP	POA
<b>IVECO TRUCKS</b>										
ACCO 1610, 1630, 1710, 1730, 1800, 1810, 1830, 1850, 1910, 1950, 2250, 2350, 3070 <i>F/C (FLAT WINDSCREEN - 3 WIPERS)</i>	1973		IH320	LBT	1983	634	R	P	D	168
E3470, F3470 <i>F/C STANDARD CAB</i>	1988	11/1995	IH011	LT	2084	805	R	P	E	180
E4470, F4470, E5470, F5470, E5570, F5570 <i>F/C WIDE CAB</i>	1989	11/1995	IH010	LT	2207	805	R	P	E	180
EUROCARGO ML75, ML100, ML120, ML150, ML170, ML180 <i>F/C</i>	11/1998	2004	IH203	LT	1988	825	R		E	180
EUROCARGO ML100, ML120, ML150, ML180, ML230 <i>F/C</i>	2004		IH205	LT	1991	830	U		E	180
EUROSTAR LD5500 <i>F/C WIDE CAB</i>	1995	6/2000	IH201	LT	2354	825	R		E	180
EUROTECH MT3500, MT4300, MP4100, MP4300, MP4500, MP4700 <i>F/C STANDARD CAB</i>	1995		IH202	LT	2173	823	R		E	180
STRALIS AD8, AD10, AD13, AT10, AT13 (ACTIVE DAY, ACTIVE TIME CAB) <i>F/C STANDARD CAB</i>	3/2005		IH202	LT	2173	823	R		E	180
STRALIS AS13 (ACTIVE SPACE CAB) <i>F/C WIDE CAB</i>	3/2005		IH201	LT	2354	825	R		E	180
NPR300 CREW CAB CAB-CHASSIS	1995	1999	GM016	LBTG	1844	795	U	E	C	160
POWERSTAR 6300, 6500, 6700, 7500, 7700, ADN10, ADN13, ATN10, ATN13 (ACTIVE DAY, ACTIVE TIME) <i>N/C</i>	10/1998		IH202	LT	2173	823	R		E	180
TURBODAILY VAN, CAB-CHASSIS	8/1995	2/2002	IH200	LT	1783	750	R		E	180
DAILY VAN, CAB-CHASSIS	3/2002		IH204MP	LT	1748	876	U	P	E	180



# DOMESTIC WINDSCREEN CATALOGUE

Effective SEPTEMBER 2009

DESCRIPTION	DATE FROM	DATE TO	PGI CODE	STOCK COLOUR	BOTTOM WIDTH	CENTRE HEIGHT	INST. TYPE	EXTRAS REQ?	CAT	R.R.P. (inc GST)
<b>JAGUAR</b>										
<b>E TYPE 3.8, 4.2 SERIES 1, SERIES 11 2 DR COUPE</b>	3/1961	1971	JG001	LBT	1455	453	R	P	RP	190
<b>E TYPE 4.2 SERIES 1, SERIES 1.5 2+2 2 DR COUPE</b>	1/1966	1968	JG005	LC	1449	483	R	P	RP	180
<b>E TYPE 4.2 SERIES 11 2+2 2 DR COUPE</b>	1968	1971	JG201	LT	1499	573	R	P	E	180
<b>E TYPE 3.8, 4.2 SERIES 1, SERIES 11 2 DR ROADSTER</b>	4/1962	1971	JG002	LC	1437	402	R	P	RP	190
<b>E TYPE 4.2, V12 5.3 SERIES 111 2+2 2 DR COUPE</b>	1971	1975	JG201	LT	1499	573	R	P	E	180
<b>E TYPE 4.2, V12 5.3 SERIES 111 2 DR ROADSTER</b>	1971	1975	JG204	LT	1502	485	R	P	E	180
<b>MK1 4 DR SEDAN</b>	9/1957	12/1959	JG206	LT	1274	430	R	P	E	180
<b>MK11 "S" TYPE 4 DR SEDAN</b>	1/1960	1969	JG203	LT	1325	440	R	P	E	180
<b>MK11 "S" TYPE 4 DR SEDAN (REAR WINDSCREEN)</b>	1/1960	1969	JG203R	LC	1376	337	R	P	RP	210
<b>MK10 420, 420G 4 DR SEDAN</b>	7/1962	5/1971	JG008	LT	1541	470	R	P	RP	260
<b>XF X250 4 DR SEDAN</b>	6/2008		<b>JG637MWR</b>	<b>LBTG</b>			U	P	<b>RP</b>	POA
<b>XJ6, XJ4.2, XJ5.3, XJ12 SERIES 1, SERIES 11 4 DR SEDAN, 2 DR COUPE</b>	3/1969	7/1979	JG205	LBTG	1507	557	U	P	D	168
<b>XJ6, XJ12 SERIES 111 4 DR SEDAN</b>	8/1979	2/1987	JG632	LBTG	1430	620	U	E	C	160
<b>XJ6, XJ12, XJ40 4 DR SEDAN (N.B. 1987-88 MODELS REQUIRE CLIPS)</b>	3/1987	10/1994	JG692W	LBTG	1563	702	U	P	D	168
<b>XJ6, XJ8, XJ12, XJR X300, X308 4 DR SEDAN</b>	11/1994	9/1999	JG633MW	LBT	1558	675	U	P	D	168
<b>XJ8, XJ12, XJR X300, X308 4 DR SEDAN (RAIN SENSOR PATCH)</b>	10/1999	4/2003	<b>JG633MWR</b>	<b>LBT</b>	1558	675	U	P	<b>RP</b>	POA
<b>XJ6, XJ8, XJR X350 4 DR SEDAN (RAIN SENSOR PATCH)</b>	5/2003		<b>JG636MWR</b>	<b>LBT</b>	1583	940	U		<b>RP</b>	POA
<b>X200, X202 S-TYPE 4 DR SEDAN (N.B. SOME O.E.M. WINDSCREENS HAVE WIPER PARK HEATER AT BOTTOM) MAY HAVE RAIN SENSOR FITTED AS AN OPTION</b>	3/1999	9/2004	JG634MW	LBT	1505	923	U	E	D	168
<b>X200, X202, X204 S-TYPE 4 DR SEDAN (N.B. O.E.M. WINDSCREEN HAS WIPER PARK HEATER AT BOTTOM) (RAIN SENSOR PATCH)</b>	10/2004		<b>JG634MWR</b>	<b>LBT</b>	1505	923	U	E	<b>RP</b>	POA



# DOMESTIC WINDSCREEN CATALOGUE

Effective SEPTEMBER 2009

DESCRIPTION	DATE FROM	DATE TO	PGI CODE	STOCK COLOUR	BOTTOM WIDTH	CENTRE HEIGHT	INST. TYPE	EXTRAS REQ?	CAT	R.R.P. (inc GST)
<b>JAGUAR (cont.)</b>										
<b>XJS</b> 2 DR COUPE, 2 DR CONVERTIBLE	11/1976	2/1992	JG408	LT	1426	540	R	P	D	168
<b>XJS</b> 2 DR COUPE	3/1992	12/1995	JG411	LT	1462	564	U	E	D	168
<b>XJS</b> 2 DR CONVERTIBLE	3/1992	9/1996	JG007	LT	1475	565	U	E	RP	210
<b>XK8, XKR X100</b> 2 DR COUPE, 2 DR CONVERTIBLE	10/1996	12/2001	JG410MW	LBT	1490	762	U	P	D	168
<b>XK8, XKR X100</b> 2 DR COUPE, 2 DR CONVERTIBLE (RAIN SENSOR PATCH)	1/2002	5/2006	<b>JG410MWR</b>	<b>LBT</b>	1490	762	U	P	<b>RP</b>	POA
<b>XK, XKR X150</b> 2 DR COUPE, 2 DR CONVERTIBLE (RAIN SENSOR PATCH)	6/2006		<b>JG412WR</b>	<b>LT</b>			U	P	<b>RP</b>	POA
<b>XK150</b> 2 DR ROADSTER	6/1957	4/1962	JG210	LT	1400	382	R	P	RP	290
<b>X-TYPE SE, SPORT X400</b> 4 DR COMPACT SEDAN	10/2001	1/2006	<b>JG635MP</b>	<b>LBT</b>	1435	908	U	P	<b>RP</b>	POA
<b>X-TYPE LUXURY X400</b> 4 DR COMPACT SEDAN (RAIN SENSOR PATCH)	10/2004	1/2006	<b>JG635WR</b>	<b>LBT</b>	1435	908	U	P	<b>E</b>	180
<b>X-TYPE X400</b> 4 DR COMPACT SEDAN (RAIN SENSOR PATCH)	2/2006		<b>JG635WR</b>	<b>LBT</b>	1435	908	U	P	<b>E</b>	180
<b>JEEP</b>										
<b>CHEROKEE J20, J100, J2600</b> 4WD WAGON, UTILITY	1966	1985	WS265	LBT	1562	601	R	P	B	144
<b>CHEROKEE, CLASSIC XJ</b> 4WD WAGON	4/1994	9/2001	WS001	LBT	1508	597	U	P	A	118
<b>CHEROKEE KJ</b> 4WD WAGON (I.D. ROUND HEADLIGHTS) VIN SLOT AT SIDE OF GLASS	10/2001	12/2007	WS1449MW	LBT	1535	652	U	P	B	144
<b>CHEROKEE KK</b> 4WD WAGON (I.D. ROUND HEADLIGHTS) VIN SLOT AT BOTTOM OF GLASS	1/2008		WS1678MW	LBT	1535	652	U	P	B	144
<b>GRAND CHEROKEE, LAREDO ZG</b> 4WD WAGON	4/1996	5/1999	WS1142	LBT	1535	765	U		B	144
<b>GRAND CHEROKEE LAREDO, LIMITED WG, WJ</b> 4WD WAGON	6/1999	2/2003	WS1346MP	LBT	1572	770	U	P	B	144
<b>GRAND CHEROKEE LAREDO WG, WJ</b> 4WD WAGON	3/2003	6/2005	WS1346MP	LBT	1572	770	U	P	B	144
<b>GRAND CHEROKEE LIMITED WG</b> 4WD WAGON (RAIN SENSOR PATCH)	3/2003	6/2005	<b>WS1346MR</b>	<b>LBT</b>	1572	770	U	P	<b>RP</b>	POA



# DOMESTIC WINDSCREEN CATALOGUE

Effective SEPTEMBER 2009

DESCRIPTION	DATE FROM	DATE TO	PGI CODE	STOCK COLOUR	BOTTOM WIDTH	CENTRE HEIGHT	INST. TYPE	EXTRAS REQ?	CAT	R.R.P. (inc GST)
<b>JEEP (cont.)</b>										
<b>GRAND CHEROKEE OVERLAND WG</b> 4WD WAGON (RAIN SENSOR PATCH)	3/2002	6/2005	<b>WS1346MR</b>	<b>LBT</b>	1572	770	U	P	<b>RP</b>	POA
<b>GRAND CHEROKEE LAREDO WH</b> 4WD WAGON	7/2005		WS005MW	LBT	1580	788	U	P	B	144
<b>GRAND CHEROKEE LIMITED WH</b> 4WD WAGON (RAIN SENSOR PATCH)	7/2005		<b>WS005MWR</b>	<b>LBT</b>	1580	788	U	P	<b>RP</b>	POA
<b>COMMANDER XH</b> 4WD WAGON	5/2006		WS1627W	LBT	1655	600	U	P	D	168
<b>COMMANDER XH LIMITED</b> 4WD WAGON (OEM RAIN SENSOR DOES NOT HAVE CERAMIC SURROUND)	5/2006		WS1627W	LBT	1655	600	U	P	D	168
<b>COMPASS MK</b> 4WD WAGON	3/2007		WS1662MP	LBT	1463	821	U		C	160
<b>PATRIOT MK</b> 4WD WAGON	8/2007		<b>WS1682MW</b>	<b>LBT</b>	1520	700	U	P	<b>RP</b>	POA
<b>RENEGADE CJ5, CJ6</b> 2 DR SOFT-TOP, HARD-TOP, UTILITY	1/1960	12/1977	WS456	LC	1417	380	R	P	RP	POA
<b>RENEGADE CJ7, CJ8, CJ10</b> 2 DR SOFT-TOP, HARD-TOP, UTILITY	9/1978	1985	WS570	LBT	1370	396	R	P	B	144
<b>RENEGADE, WRANGLER TJ</b> 4WD 2 DR SOFT-TOP, HARD-TOP	11/1996	2/2007	WS004	LBT	1375	447	U	P	B	144
<b>WRANGLER JK</b> 4WD 2 DR & 4 DR SOFT-TOP, HARD-TOP	3/2007		WS1668MP	LBT	1426	474	U	E	B	144
<b>JENSEN</b>										
<b>HEALY SPORTS</b> 2 DR CONVERTIBLE	1972	1976	JN001	LC	1350	580	R	P	RP	480
<b>INTERCEPTOR MK1, MK11, MK111</b> 2 DR COUPE, 2 DR CONVERTIBLE	1968	1978	JN052	LBT	1593	631	R	P	RP	320
<b>KARMANN GHIA</b>										
<b>1200, 1300, 1500 TYPE 1</b> 2 DR COUPE	1955	1974	VW005	LT	1249	436	R	P	D	168
<b>1500S, 1600 TYPE 111 (TYPE 34)</b> 2 DR COUPE	1961	1970	<b>VW030</b>	<b>LT</b>			R	P	<b>RP</b>	POA



# DOMESTIC WINDSCREEN CATALOGUE

Effective SEPTEMBER 2009

DESCRIPTION	DATE FROM	DATE TO	PGI CODE	STOCK COLOUR	BOTTOM WIDTH	CENTRE HEIGHT	INST. TYPE	EXTRAS REQ?	CAT	R.R.P. (inc GST)
<b>KENWORTH TRUCKS</b>										
SAR = Short Australian Right-Hand-Drive - The truck has a short sloping bonnet										
<b>K100, K100CR, K124, K125</b> F/C FLAT 1/2 WINDSCREEN LH & RH ID: ROUND HEADLIGHTS	1965	1984	KW324	LT	1049	610	R	P	A	118
<b>K100, K100CR, K124, K125</b> F/C FLAT WING RETURN LH & RH ID: ROUND HEADLIGHTS	1965	1984	KW324WR	LT	130	600	R	P	RP	POA
<b>K100E</b> F/C FLAT 1/2 WINDSCREEN LH & RH ID: SQUARE HEADLIGHTS	1984	12/1995	KW712	LT	1108	618	R		C	160
<b>K100E</b> F/C FLAT WING RETURN LH & RH ID: SQUARE HEADLIGHTS	1984	12/1995	KW712WR	LT	122	613	R		RP	POA
<b>K100G</b> F/C FLAT 1/2 WINDSCREEN LH & RH	2/1996	5/1999	KW006	LT	1113	698	R		A	118
<b>K100G</b> F/C FLAT WING RETURN LH & RH	2/1996	5/1999	KW006WR	LT	130	698	R		RP	POA
<b>K104, K108</b> F/C ONE-PIECE WINDSCREEN (N.B. FIRST MODELS PRODUCED WERE INSTALLED WITH URETHANE - REPLACE WITH NEW STYLE RUBBER)	1999		KW714	LT	2552	694	R	P	E	180
<b>K104, K108, CT110</b> F/C 1/2 WINDSCREEN RH	1999		KW715	LT	1264	696	R		B	144
<b>K104, K108, CT110</b> F/C 1/2 WINDSCREEN LH	1999		KW716	LT	1266	696	R		B	144
<b>K300</b> F/C BODY TRUCK	2/1996	1997	KW002	LT	1806	765	R		E	180
<b>L700</b> F/C FLAT 1/2 WINDSCREEN LH & RH	1985	1990	KW634	LC	1116	735	R		C	160
<b>L700, L710</b> F/C FLAT 1/2 WINDSCREEN LH & RH	1990	1995	KW001	LT	1108	621	R		A	118
<b>SAR, W SERIES</b> N/C FLAT 1/2 WINDSCREEN LH & RH	1965	1986	KW325	LT	741	505	R		A	118
<b>T300, T401</b> N/C	1995	8/1998	KW007	LT	1629	581	R		B	144
<b>T300, T350, T358, T388, T401, T404</b> N/C	9/1998		KW008	LT	1648	581	R		C	160
<b>T300, T350, T358, T388, T401, T404, CT406</b> N/C 1/2 WINDSCREEN RHS	2001		KW009	LT	819	581	R		B	144
<b>T300, T350, T358, T388, T401, T404, CT406</b> N/C 1/2 WINDSCREEN LHS	2001		KW010	LT	819	581	R		B	144





# DOMESTIC WINDSCREEN CATALOGUE

Effective SEPTEMBER 2009

DESCRIPTION	DATE FROM	DATE TO	PGI CODE	STOCK COLOUR	BOTTOM WIDTH	CENTRE HEIGHT	INST. TYPE	EXTRAS REQ?	CAT	R.R.P. (inc GST)
<b>KENWORTH TRUCKS (cont.)</b>										
<b>T400, T401, T440, T480, T600, T601, T650, T900, T950, C500, C501, C510</b> (NICK-NAMED "ANTEATER") N/C FLAT 1/2 WINDSCREEN LH & RH	1987	1995	KW326	LT	775	510	R		A	118
<b>T601, CT605, T650, T658, T950, C500, C501, C508, C510, C540</b> N/C <i>HI-ROOF</i> FLAT 1/2 WINDSCREEN LH & RH	1995		KW003	LBTG	769	589	R		A	118
<b>T408, T604, T608, T904, T908</b> N/C 1/2 WINDSCREEN RH	1998		KW327	LT	812	666	R		B	144
<b>T408, T604, T608, T904, T908</b> N/C 1/2 WINDSCREEN LH	1998		KW328	LT	812	666	R		B	144
<b>T408, T604, T608, T904, T908</b> N/C ONE-PIECE WINDSCREEN	1998		KW329	LT	1639	667	R		C	160
<b>KIA</b>										
<b>CARENS</b> PEOPLE MOVER	7/2000	1/2003	KIA009MP	LBT	1418	905	U	P	C	160
<b>CARNIVAL KV</b> PEOPLE MOVER	9/1999	7/2006	KIA008MP	LBT	1624	956	U	P	C	160
<b>CARNIVAL VQ</b> PEOPLE MOVER	8/2006		KIA019MW	LBT	1636	1041	U	P	C	160
<b>CARNIVAL VQ EX LUXURY</b> PEOPLE MOVER (RAIN SENSOR PATCH)	8/2006		KIA019MWR	LBT	1636	1041	U	P	E	180
<b>GRAND CARNIVAL VQ</b> PEOPLE MOVER	1/2006		KIA019MW	LBT	1636	1041	U	P	C	160
<b>GRAND CARNIVAL VQ PREMIUM</b> PEOPLE MOVER (RAIN SENSOR PATCH)	1/2006		KIA019MWR	LBT	1636	1041	U	P	E	180
<b>CERES</b> CAB-CHASSIS (FLAT WINDSCREEN)	1992	6/1996	KIA001	LBT	1374	581	R		A	118
<b>CERES KW</b> CAB-CHASSIS, TIPPER	7/1996	2001	MA497	LBT	1401	615	R		A	118
<b>CERATO LD</b> 4 DR SEDAN, 5 DR HATCHBACK	6/2004	12/2008	KIA014MP	LBT	1422	867	U		B	144
<b>CERATO TD</b> 4 DR SEDAN, 5 DR HATCHBACK	1/2009		<b>KIA022MP</b>	<b>LBT</b>			U		<b>RP</b>	POA
<b>CREDOS</b> 4 DR SEDAN	5/1998	2001	KIA007	LBT	1496	843	U		C	160
<b>K2700 TU</b> CAB-CHASSIS	10/2002	3/2005	KIA012	LBT	1551	733	R		B	144
<b>K2700, K2900 PU</b> CAB-CHASSIS	4/2005		KIA017MP	LBT	1488	789	U	P	B	144



# DOMESTIC WINDSCREEN CATALOGUE

Effective SEPTEMBER 2009

DESCRIPTION	DATE FROM	DATE TO	PGI CODE	STOCK COLOUR	BOTTOM WIDTH	CENTRE HEIGHT	INST. TYPE	EXTRAS REQ?	CAT	R.R.P. (inc GST)
<b>KIA (cont.)</b>										
<b>MAGENTIS MG</b> 4 DR SEDAN	8/2006		<b>KIA020MP</b>	<b>LBT</b>	1488	885			<b>RP</b>	POA
MIRROR BUTTON FITTED			KIA020MB	LBT					D	168
<b>MENTOR</b> 4 DR SEDAN	1/1997	4/1998	KIA004	LBT	1407	804	U	E	B	144
<b>MENTOR</b> 4 DR SEDAN, 5 DR HATCHBACK	5/1998	2004	KIA006MP	LBT	1450	865	U		B	144
<b>OPTIMA GD</b> 4 DR SEDAN	5/2001		HY747MP	LBT	1540	845	U	P	A	118
<b>PREGIO CT</b> VAN	7/2002	12/2006	KIA011	LBT	1510	837	U	P	B	144
<b>RIO</b> 4 DR SEDAN, 5 DR HATCHBACK	7/2000	7/2005	KIA010MP	LBT	1336	812	U	P	B	144
<b>RIO JB</b> 4 DR SEDAN, 5 DR HATCHBACK	8/2005		KIA018MP	LBT	1384	888	U	P	RP	190
<b>ROCSTA</b> 4WD JEEP (FLAT WINDSCREEN)	1/1992	2003	KIA003	LT	1311	454	R		A	118
<b>RONDO UN</b> PEOPLE MOVER	2008		<b>KIA021MW</b>	<b>LBT</b>	1504	943	U	P	<b>RP</b>	POA
<b>SHUMA, SPECTRA</b> 4 DR SEDAN, 5 DR HATCHBACK	4/2000	2004	KIA006MP	LBT	1450	865	U		B	144
<b>SORENTO BL</b> 4WD WAGON	2/2003		KIA013MP	LBT	1480	865	U	P	B	144
<b>SOUL AM</b> 5 DR HATCHBACK	4/2009		<b>KIA023MW</b>	<b>LBT</b>			U		<b>RP</b>	POA
<b>SPORTAGE</b> 4WD WAGON	12/1996	2004	KIA005	LBT	1416	762	U	E	A	118
<b>SPORTAGE KM</b> 4WD WAGON	4/2005		KIA016MP	LBT	1460	901	U		B	144
<b>LADA</b>										
<b>NIVA</b> 4WD 2 DR WAGON, UTILITY	7/1983	1999	LN408	LT	1404	557	R	P	B	144
<b>SAMARA, CEVARO, VOLANTE, SABLE</b> 4 DR SEDAN, 3 & 5 DR HATCHBACK, 2 DR CABRIOLET	1988	1996	LN726	LBT	1403	665	R		B	144
<b>LAMBORGHINI</b>										
<b>MIURA P400</b> 2 DR COUPE	1966	1973	LB1004	LC	1605	750	R	P	RP	320



# DOMESTIC WINDSCREEN CATALOGUE

Effective SEPTEMBER 2009

DESCRIPTION	DATE FROM	DATE TO	PGI CODE	STOCK COLOUR	BOTTOM WIDTH	CENTRE HEIGHT	INST. TYPE	EXTRAS REQ?	CAT	R.R.P. (inc GST)
<b>LAMBORGHINI (cont.)</b>										
COUNTACH LP400, LP500 2 DR COUPE	1974	1/1990	LB002	LBT	1486	950	R	P	RP	380
DIABLO 2 DR COUPE (NB. O.E.M. WINDSCREENS HAVE INBUILT ANTENNA)	1/1990	1/2002	LB500MP	LBT	1549	968	U	P	RP	620
DIABLO 2 DR CONVERTIBLE (NB. O.E.M. WINDSCREENS HAVE INBUILT ANTENNA)	7/1996	3/2000	<b>LB501MP</b>	<b>LBT</b>			U		<b>RP</b>	POA
GALLARDO 2 DR COUPE	10/2003		<b>LB004</b>	<b>LBT</b>			U		<b>RP</b>	POA
GALLARDO SPYDER 2 DR CONVERTIBLE	1/2006		<b>LB008</b>	<b>LBT</b>			U		<b>RP</b>	POA
JALPA 2 DR COUPE	1981	1988	<b>LB005</b>	<b>LBT</b>			U		<b>RP</b>	POA
MURCIELAGO 2 DR COUPE	2/2002		<b>LB006</b>	<b>LBT</b>	1560	952	U		<b>RP</b>	POA
MURCIELAGO 2 DR CONVERTIBLE	1/2005		<b>LB007</b>	<b>LBT</b>			U		<b>RP</b>	POA
URRACO P250, P300, P350 2 DR COUPE	1973	1980	LB001	LBTG	1477	770	R	P	RP	580

## LANCIA

BETA 828, HPE, ZAGATO SPYDER 2 DR COUPE	1975	1985	LA216	LBT	1284	683	K		RP	220
BETA 1800, 2000 SERIES 1, SERIES 11 4 DR SEDAN	1973	1976	LA004	LBT	1395	645	R	P	RP	POA
BETA 2000 4 DR SEDAN	1976	1980	LA370	LC	1273	665	R	P	RP	POA
BETA 2000 SERIES 111 4 DR SEDAN	1981	1982	LA004	LBT	1395	645	R	P	RP	POA
FLAMINIA 824, SPORT ZAGATO 2 DR COUPE	1959	1962	MISFL018	LBT	1345	514	R	P	RP	POA
FLAVIA 815 SPORT ZAGATO 2 DR COUPE	1961	1968	LA001	LC	1396	542	R	P	RP	POA
FLAVIA 815 2 DR COUPE	1961	1968	LA590	LC	1393	525	R	P	RP	320
STRATOS 2 DR COUPE	1972	1975	LA005	LC	1200	726	R	P	RP	POA



# DOMESTIC WINDSCREEN CATALOGUE

Effective SEPTEMBER 2009

DESCRIPTION	DATE FROM	DATE TO	PGI CODE	STOCK COLOUR	BOTTOM WIDTH	CENTRE HEIGHT	INST. TYPE	EXTRAS REQ?	CAT	R.R.P. (inc GST)
<b>LANDROVER</b>										
<b>SERIES 11, SERIES 111</b> 4WD SOFT-TOP, HARD-TOP, CAB-CHASSIS (FLAT 1/2 WINDSCREEN LH & RH)	6/1959	10/1984	RV251	LC	697	340	F		C	160
<b>90, 110, 130, DEFENDER, COUNTY</b> 4WD WAGON, CAB-CHASSIS (FLAT WINDSCREEN)	11/1984		RV599	LC	1419	425	R	P	A	118
<b>110</b> 6WD WAGON - <b>WIDE CAB</b> (FLAT WINDSCREEN) <b>ARMY VEHICLE</b>	1988		RV252	LBT	1514	509	R	P	C	160
<b>DISCOVERY KA, LA</b> 4WD WAGON (N.B. DIESEL MODELS HAVE IN-BUILT DEMISTER IN WINDSCREEN)	3/1991	3/1994	RV254	LBT	1582	610	R	P	B	144
<b>DISCOVERY MA, VA</b> 4WD WAGON	4/1994	12/1998	RV256	LT	1565	615	U	E	A	118
<b>DISCOVERY XA, YA</b> 4WD WAGON	2/1999	12/2004	RV257MP	LBT	1563	654	U		A	118
<b>DISCOVERY 3 S</b> 4WD WAGON	4/2005		RV258MW	LBT	1640	809	U		B	144
<b>DISCOVERY 3 HSE, SE</b> 4WD WAGON (RAIN SENSOR PATCH)	4/2005		RV258MWR	LBT	1640	809	U		E	180
<b>FREELANDER</b> 4WD WAGON	2/1998	5/2007	RV600W	LT	1518	852	U		B	144
<b>FREELANDER 2</b> 4WD WAGON (RAIN SENSOR PATCH)	6/2007		<b>RV601WR</b>	<b>LT</b>	1571	888	U		<b>RP</b>	POA
<b>PV</b> 4WD WAGON (FLAT WINDSCREEN)	1991	1994	RV007	LT	1673	522	U		A	118
<b>RANGE ROVER</b> 4WD WAGON	1970	1993	RV250	LBT	1574	610	R	P	A	118
<b>RANGE ROVER</b> 4WD WAGON (RV256 CAN BE SUBSTITUTED)	4/1994	4/1995	RV004	LT	1564	612	U	E	C	160
<b>RANGE ROVER</b> 4WD WAGON	5/1995	7/2002	RV006	LT	1681	802	U		B	144
<b>RANGE ROVER HE, HSE</b> 4WD WAGON (N.B. O.E.M. WINDSCREEN HAS WIPER PARK HEATER AT BOTTOM & DIESEL MODELS HAVE IN-BUILT DEMISTER AS WELL)	8/2002	2005	RV011MW	LBTG	1679	841	U	P	C	160
<b>RANGE ROVER SPORT, VOGUE</b> 4WD WAGON (N.B. O.E.M. WINDSCREEN HAS WIPER PARK HEATER AT BOTTOM & DIESEL MODELS HAVE IN-BUILT DEMISTER AS WELL)	8/2002		<b>RV011MWR</b>	<b>LBTG</b>	1679	841	U	P	<b>RP</b>	POA



# DOMESTIC WINDSCREEN CATALOGUE

Effective SEPTEMBER 2009

DESCRIPTION	DATE FROM	DATE TO	PGI CODE	STOCK COLOUR	BOTTOM WIDTH	CENTRE HEIGHT	INST. TYPE	EXTRAS REQ?	CAT	R.R.P. (inc GST)
<b>LEADER</b>										
<b>A SERIES, SUNDOWNER, OVERLANDER, MIDRANGER</b> F/C FLAT 1/2 WINDSCREEN LH & RH	1963	1980	MK639	LC	1065	582	R	P	B	144
<b>B SERIES, CHALLENGER</b> N/C	1973	1986	DN461	LBT	1877	557	R	P	E	180
<b>LF SERIES</b> F/C 1/2 WINDSCREEN RH	1963	1980	MK641	LT	1110	699	R	P	B	144
<b>LF SERIES</b> F/C 1/2 WINDSCREEN LH	1963	1980	MK642	LT	1110	699	R	P	B	144
<b>LEXUS</b>										
<b>ES300 VCV10R</b> 4 DR SEDAN	6/1992	9/1996	TT788	LBT	1483	798	U	P	B	144
<b>ES300 MCV10R</b> 4 DR SEDAN (BULLET MIRROR PAD)	10/1996	7/1998	TT079	LBTG	1496	815	U	E	B	144
<b>ES300 MCV20R</b> 4 DR SEDAN (SQUARE MIRROR PAD)	8/1998	9/2001	TT126MP	LBTG	1496	815	U	E	C	160
<b>ES300 MCV30R</b> 4 DR SEDAN (RAIN SENSOR PATCH)	10/2001	2005	<b>TT774MR</b>	<b>LBTG</b>	1519	850	U	E	<b>RP</b>	POA
<b>GS300 JZS160R</b> 4 DR SEDAN	9/1997	2/2005	TT772MP	LBT	1533	850	U	E	B	144
<b>GS300, GS430, GS450 GRS190R, UZS190R, GWS191R</b> 4 DR SEDAN (RAIN SENSOR PATCH)	3/2005		<b>TT140MWR</b>	<b>LBTG</b>	1463	820	U	E	<b>E</b>	180
<b>IS200 GXE10R</b> 4 DR SEDAN	3/1999	8/2001	TT795	LBT	1378	768	U	E	B	144
<b>IS200, IS300 GXE10R, JCE10R</b> 4 DR SEDAN	9/2001	10/2005	TT795MP	LT	1378	768	U	E	B	144
<b>IS250 PRESTIGE, X GSE20R</b> 4 DR SEDAN (N.B. SOME MODELS HAVE WIPER PARK HEATER AND INBUILT RADIO ANTENNA)	11/2005		TT139MW	LBT	1346	769	U		B	144
<b>IS250 PRESTIGE, X, IS-F GSE20R, USE20R</b> 4 DR SEDAN (WITH WIPER PARK HEATER AND INBUILT RADIO ANTENNA)	11/2005		<b>TT139MWH</b>	<b>LBT</b>	1346	769	U		<b>RP</b>	POA
<b>IS250 SPORTS, IS-F GSE20R, USE20R</b> 4 DR SEDAN (RAIN SENSOR PATCH) (N.B. SOME MODELS HAVE WIPER PARK HEATER AND INBUILT RADIO ANTENNA)	11/2005		<b>TT139MWR</b>	<b>LBT</b>	1346	769	U		<b>RP</b>	POA
<b>LS400 UCF10R</b> 4 DR SEDAN	4/1990	10/1994	TT789	LBT	1545	812	U		B	144
<b>LS400 UCF20R</b> 4 DR SEDAN	11/1994	10/2000	TT060	LBT	1581	795	U	E	C	160



# DOMESTIC WINDSCREEN CATALOGUE

Effective SEPTEMBER 2009

DESCRIPTION	DATE FROM	DATE TO	PGI CODE	STOCK COLOUR	BOTTOM WIDTH	CENTRE HEIGHT	INST. TYPE	EXTRAS REQ?	CAT	R.R.P. (inc GST)
<b>LEXUS (cont.)</b>										
<b>LS430 UCF30R</b> 4 DR SEDAN (RAIN SENSOR PATCH)	11/2000	3/2007	TT132WR	LBTG	1560	840	U	E	E	180
<b>LS460, LS600 USF40R, USF46R</b> 4 DR SEDAN (RAIN SENSOR PATCH)	4/2007		<b>TT773MWR</b>	<b>LBTG</b>			U		<b>RP</b>	POA
<b>LX470 UZJ100R</b> 4WD WAGON	4/1998	7/2002	TT103MW	LBT	1596	742	U	E	A	118
<b>LX470 UZJ100R</b> 4WD WAGON (RAIN SENSOR PATCH)	8/2002	12/2007	<b>TT103MWR</b>	<b>LBT</b>	1596	742	U	E	<b>RP</b>	POA
<b>LX570 URJ201R</b> 4WD WAGON (RAIN SENSOR PATCH)	4/2008		<b>TT200MWR</b>	<b>LBTG</b>	1582	770	U	E	<b>RP</b>	POA
MIRROR BUTTON & RAIN SENSOR BRACKET FITTED			TT200ACC	LBTG					RP	440
<b>RX330, RX350, RX400 MHU38R, MCU38R, GSU35R</b> 4WD WAGON (RAIN SENSOR PATCH)	4/2003		TT131MWR	LBTG	1473	982	U		E	180
<b>RX350 GGL15R</b> 4WD WAGON (RAIN SENSOR PATCH)	4/2003		<b>TT159MWR</b>	<b>LBTG</b>			U		<b>RP</b>	POA
<b>SC300, SC400</b> 2 DR COUPE (PRIVATE IMPORT)	1991	9/2001	TT075	LBT	1478	801	U	P	C	160
<b>SC430 UZZ40R</b> 2 DR CONVERTIBLE (N.B. SOME MODELS HAVE INBUILT ANTENNA)	10/2001		<b>TT137A</b>	<b>LBTG</b>	1503	860	U		<b>RP</b>	POA
<b>LEYLAND</b>										
<b>MAJOR SERIES 11</b> 4 DR SEDAN	1958	1964	LY034	LC	1188	422	R	P	E	180
<b>MARINA</b> 4 DR SEDAN, 2 DR COUPE	4/1972	1975	LY040	LT	1364	557	R	P	D	168
<b>MINI 850, 1000, 1100, CLUBMAN, COOPER, COOPER "S"</b> 2 DR SEDAN, PANEL VAN	1961	1978	LY001	LT	1164	400	R	P	B	144
<b>MINI-MOKE</b> SOFT-TOP (FLAT WINDSCREEN)	3/1966	1983	LY009	LBT	1125	455	F		B	144
<b>MINOR 1000</b> 2 & 4 DR SEDAN, UTILITY, PANEL VAN (ONE-PIECE WINDSCREEN)	1957	1964	LY008	LBT	1119	370	R	P	C	160
<b>P76</b> 4 DR SEDAN	6/1973	1974	LY004	LBT	1585	643	K		D	168



# DOMESTIC WINDSCREEN CATALOGUE

Effective SEPTEMBER 2009

DESCRIPTION	DATE FROM	DATE TO	PGI CODE	STOCK COLOUR	BOTTOM WIDTH	CENTRE HEIGHT	INST. TYPE	EXTRAS REQ?	CAT	R.R.P. (inc GST)
<b>LEYLAND COMMERCIALS</b>										
ERGOMATIC, MONARCH, BUFFALO, HIPPO, BEAVER, ALBION, MARATHON MAJOR F/C	1966	1980	LY266	LT	1912	768	R	P	D	168
EA VAN, UTILITY	8/1964	1974	LY490	LC	1855		R	P	E	180
BOXER, MASTIFF, LAIRD, REIVER, TERRIER, COMET F/C	1964	1983	LY272	LT	1762	620	R	P	C	160
REIVER, COMET, CHIEFTAN F/C (SNUB-NOSE)	1959	1980	LY267	LC	1810	530	R	P	RP	224
FA45, FA55 SERIES F/C	1996	1998	DF002	LT	1921	826	U	P	D	168
<b>LOTUS</b>										
ELAN + 2 2 DR COUPE	1967	1975	LO001	LBT	1371	549	R	P	RP	210
ELAN 2 DR CONVERTIBLE	11/1989	10/1996	<b>LO006</b>	<b>LBT</b>			R	P	<b>RP</b>	POA
ELISE 2 DR CONVERTIBLE	11/1996		LO004	LBTG	1407	814	U	P	RP	240
ESPRIT 2 DR COUPE	6/1976	1987	EZP069	LT	1440	790	F		RP	POA
ESPRIT 2 DR COUPE	1988	2004	LO002	LBT	1430	825	U		RP	260
EUROPA 2 DR COUPE	1/2007		<b>LO007</b>	<b>LBTG</b>	1344	619	U	P	<b>RP</b>	POA
EXCEL 2 DR COUPE	1982	1992	<b>LO005</b>	<b>LBT</b>			U		<b>RP</b>	POA
EXIGE 2 DR COUPE	4/2001		LO004	LBTG	1407	814	U	P	RP	240
<b>M.A.N TRUCKS</b>										
<b>I.D. HINT</b> 1st digit/s       = G.V.M. (Gross Vehicle Mass) 3rd & 4th digit    = motor size in HP x 10 Last digit            = Motor type <b>E.G 26.362 = 26 TON G.V.M., 360 HORSEPOWER, TYPE 2 MOTOR</b>										
8.156, 9.215, 14.215, 15.192, 15.240, 15.280, 22.192, 25.256, 25.280 N/C	1966	1984	MN325	LC	1860	525	R	P	D	168



# DOMESTIC WINDSCREEN CATALOGUE

Effective SEPTEMBER 2009

DESCRIPTION	DATE FROM	DATE TO	PGI CODE	STOCK COLOUR	BOTTOM WIDTH	CENTRE HEIGHT	INST. TYPE	EXTRAS REQ?	CAT	R.R.P. (inc GST)
<b>M.A.N TRUCKS (cont.)</b>										
8.156, 9.215, 14.215, 14.305, 15.192, 15.240, 15.280, 20.240, 20.280, 25.280, 25.320, 26.192, 26.240, 26.280, 30.342, 40.380 F/C	1969	1990	MN327	LT	2223	770	R	P	E	180
F90 CAB 12.232, 24.242, 26.362, 26.402, 26.482, 30.362, 30.402, 33.362 F/C	1991	4/1998	MN006	LT	2287	820	R	P	E	180
F2000 DAY CAB 26.403, 26.414, 26.423, 26.463, 26.464, 32.403, 32.414, 32.423, 32.463, 32.464, 35.402, 35.403, 35.414, 35.423 F/C STANDARD CAB	3/1998	12/2005	MN006	LT	2287	820	R	P	E	180
F2000 SLEEPER CAB 26.403, 26.423, 26.463, 26.464, 32.403, 32.423, 32.463, 35.402, 35.403, 35.423 F/C WIDE CAB	3/1998	12/2005	MN330	LT	2460	820	R	P	E	180
H9R CAB 13.192, 15.240, 16.192, 20.192, 25.256, 26.281, 32.281 N/C	1984	1995	MN003	LT	1859	604	R	P	E	180
L2000 CAB 10.153, 10.223, 10.224, 10.225, 12.223, 12.224, 14.284, 15.223, 15.224, 15.263, 15.284, 18.223, 18.224, 18.263, 18.264, 15.285, 18.284, 22.223, 22.224, 22.232, 22.263, 22.264, 22.284, 22.285, 26.263, 26.284, 26.285 F/C	1996		MN013	LT	1922	755	R		E	180
TG-A RANGE - C CAB, M CAB, L CAB, LX CAB F/C LOW ROOF STANDARD CAB	2002		MN014	LBT	2059	880	U	P	E	180
TG-A RANGE - XL CAB F/C LOW ROOF WIDE CAB	2002		MN015	LBT	2259	880	U	P	E	180
TG-A RANGE - XL CAB F/C HIGH ROOF WIDE CAB	2002		MN016	LBT	2259	1132	U	P	E	180
VW CAB LT31, LT35 "G" RANGE F/C	1984	1995	MN009	LT	1802	760	R	P	RP	640
<b>M.G.</b>										
MAGNETTE ZA, ZB 4 DR SEDAN	1953	1958	LY005	LC	1151	446	R	P	RP	190
MAGNETTE MKIII 4 DR SEDAN	11/1959	1961	LY021	LT			R	P	RP	POA
MAGNETTE MKIV 4 DR SEDAN	3/1962	1968	LY020	LT			R	P	RP	POA
MGA 2 DR SOFT-TOP	1955	1962	LY014	LC	1138	314	F	P	D	168





# DOMESTIC WINDSCREEN CATALOGUE

Effective SEPTEMBER 2009

DESCRIPTION	DATE FROM	DATE TO	PGI CODE	STOCK COLOUR	BOTTOM WIDTH	CENTRE HEIGHT	INST. TYPE	EXTRAS REQ?	CAT	R.R.P. (inc GST)
<i>M.G. (cont.)</i>										
<b>MGA</b> 2 DR HARD-TOP	1957	1962	LY015	LC	1296	340	F	P	C	160
<b>MGB GT, MGC GT</b> 2 DR HARD-TOP	1965	1981	LY013	LT	1272	448	R	P	D	168
<b>MGB</b> 2 DR SOFT-TOP (2 WINDSCREEN WIPERS)	4/1963	1980	LY012	LT	1298	356	F	P	C	160
<b>MGB</b> 2 DR SOFT-TOP (3 WINDSCREEN WIPERS) CUT-OUTS FOR FRAME	4/1963	1980	LY036	LT	1294	355	F	P	C	160
<b>MGF, TF</b> 2 DR CONVERTIBLE	8/1997	2005	RV009MP	LBT	1383	719	U	E	C	160
<b>MIDGET MK 1</b> 2 DR CONVERTIBLE	1958	1964	LY033	LT	1176	286	F	P	E	180
<b>MIDGET MK 11, MK 111</b> 2 DR CONVERTIBLE	1964	1974	LY011	LT	1215	296	F	P	E	180
<b>ZR</b> 3 DR HATCHBCK	2/2005	2005	<b>RV013</b>	<b>LBT</b>	1480	832	U		<b>RP</b>	POA
<b>ZS</b> 5 DR HATCHBCK	10/2004	2005	<b>RV012</b>	<b>LBT</b>	1416	873	U		<b>RP</b>	POA
<b>ZT</b> 4 DR SEDAN, WAGON	5/2002	2005	RV010MW	LBT	1538	883	U	E	C	160
<i>MACK TRUCKS</i>										
<b>"F" MODEL</b> F/C 1/2 WINDSCREEN RH	1963	1980	MK641	LT	1110	699	R	P	B	144
<b>"F" MODEL</b> F/C 1/2 WINDSCREEN LH	1963	1980	MK642	LT	1110	699	R	P	B	144
<b>"R" MODEL, METROLINER 1, METROLINER 11, SUPERLINER, VALUELINER</b> N/C 1/2 WINDSCREEN RH	1965	1997	MK662	LT	822	540	R	P	B	144
<b>"R" MODEL, METROLINER 1, METROLINER 11, SUPERLINER, VALUELINER</b> N/C 1/2 WINDSCREEN LH	1965	1997	MK663	LT	822	540	R	P	B	144
<b>CRUISELINER</b> F/C 1/2 WINDSCREEN RH	1980	1984	MK064	LT	1200	738	R	P	C	160
<b>CRUISELINER</b> F/C 1/2 WINDSCREEN LH	1980	1984	MK065	LT	1205	738	R	P	C	160
<b>FLEETLINER, METROLINER 111, SUPERLINER, VALUELINER, TITAN, TRIDENT, BIGFOOT, VISION CH, CHR, CLR, CX</b> N/C 1/2 WINDSCREEN RH	1991		MK664	LT	1030	627	R		B	144



# DOMESTIC WINDSCREEN CATALOGUE

Effective SEPTEMBER 2009

DESCRIPTION	DATE FROM	DATE TO	PGI CODE	STOCK COLOUR	BOTTOM WIDTH	CENTRE HEIGHT	INST. TYPE	EXTRAS REQ?	CAT	R.R.P. (inc GST)
<b>MACK TRUCKS (cont.)</b>										
FLEETLINER, METROLINER 111, SUPERLINER, VALUELINER, TITAN, TRIDENT, BIGFOOT, VISION CH, CHR, CLR, CX N/C 1/2 WINDSCREEN LH	1991		MK665	LT	1030	627	R		B	144
FLEETLINER, METROLINER 111, SUPERLINER, VALUELINER, TITAN, TRIDENT, BIGFOOT, VISION CH, CHR, CLR, CX ONE-PIECE WINDSCREEN	1991		MK666	LT	2063	627	R		E	180
MBR F/C FLAT 1/2 WINDSCREEN RH & LH	1974	1979	MK466	LC	855	610	R	P	B	144
MCR F/C FLAT 1/2 WINDSCREEN RH & LH	1984	1988	MK219	LT	975	943	R	P	B	144
MIR F/C FLAT 1/2 WINDSCREEN RH & LH	1979	1984	MK636	LC	1000	605	R	P	A	118
MAGNUM F/C	5/1999		MK671	LBT	2663	1038	U	E	E	180
MIDLUM MV12, MV14, MV15 F/C	1/2002		MK672	LT	1987	881	U	E	E	180
MIDLINER, MANAGER, MAXTER F/C	1985	4/1998	MK670	LT	2138	750	R	P	E	180
PREMIUM, QUANTUM F/C	6/1997		MK066	LT	2189	878	U	P	E	180
ULTRALINER MH F/C 1/2 WINDSCREEN RH	1984	12/1997	MK580	LT	1210	773	R	P	B	144
ULTRALINER MH F/C 1/2 WINDSCREEN LH	1984	12/1997	MK581	LT	1195	776	R	P	B	144
<b>MAHINDRA</b>										
BUSHRANGER, STOCKMAN CJ-340 4WD SOFT-TOP (FLAT WINDSCREEN)	5/1990	12/1993	MISMH017	LC	1240	331	R		E	180
PIK-UP SS 2 DR PICK-UP	3/2007		<b>MH018</b>	<b>LBT</b>					<b>RP</b>	POA
<b>MASERATI</b>										
222, 228, GHIBLI, KARIF, SHAMAL 2 DR COUPE	1/1989	6/1999	<b>MR006</b>	<b>LBT</b>	1490	680	U		<b>RP</b>	POA
3200 GT, 4200 GT, COUPE, GRANSFORT M138, M338 2 DR COUPE	7/1999		<b>MR008MA</b>	<b>LBT</b>	1525	839	U		<b>RP</b>	POA



# DOMESTIC WINDSCREEN CATALOGUE

Effective SEPTEMBER 2009

DESCRIPTION	DATE FROM	DATE TO	PGI CODE	STOCK COLOUR	BOTTOM WIDTH	CENTRE HEIGHT	INST. TYPE	EXTRAS REQ?	CAT	R.R.P. (inc GST)
<b>MASERATI (CONT.)</b>										
<b>BITURBO 2 DR COUPE</b>	1981	1991	MR002	LBT	1467	675	U	P	RP	660
<b>BITURBO 4 DR SEDAN</b>	1981	1991	MR004	LBT	1450	690	U	P	RP	670
<b>BORA, MERAK 2 DR COUPE</b>	1971	1982	<b>MR007</b>	<b>LBT</b>	1462	637	R	P	<b>RP</b>	POA
<b>QUATTROPORTE IV 4 DR SEDAN</b>	8/1995	11/2003	<b>MR009</b>	<b>LBT</b>			U	P	<b>RP</b>	POA
<b>QUATTROPORTE V 4 DR SEDAN</b>	12/2003		MR010	LT	1573	849	U	P	RP	POA
<b>SEBRING, 3500 GT 2 DR COUPE</b>	1964	1967	MR003	LC	1574	510	R	P	RP	POA
<b>SPYDER 2 DR CONVERTIBLE</b>	10/1992	1/2002	<b>MR011</b>	<b>LBT</b>			U	P	<b>RP</b>	POA
<b>GRANSPORT, SPYDER M138 2 DR CONVERTIBLE</b>	2/2002		<b>MR012MA</b>	<b>LBT</b>			U	P	<b>RP</b>	POA
<b>MAYBACH</b>										
<b>240 CHASSIS 57 &amp; 62 240, 240S 4 DR SEDAN (RAIN SENSOR PATCH)</b>	3/2004		<b>MB053MWR</b>	<b>LBTG</b>			U		<b>RP</b>	POA
<b>MAZDA</b>										
<b>800, 1000 SSA, SPA 2 &amp; 4 DR SEDAN</b>	10/1964	10/1968	MA002	LC	1255	477	R	P	RP	POA
<b>800, 1000 BSA, BPA 4 DR WAGON</b>	10/1964	6/1970	MA002	LC	1255	477	R	P	RP	POA
<b>1200, 1300 STA, STB, BTC, BTD 2 &amp; 4 DR SEDAN</b>	11/1968	10/1973	MA129	LBT	1254	525	R	P	D	168
<b>1300 STB 4 DR WAGON</b>	7/1970	1976	MA129	LBT	1254	525	R	P	D	168
<b>1200, 1300 STA, STB 2 DR COUPE</b>	11/1968	1972	MA131	LC	1246	512	R	P	D	168
<b>1300 FA 2 &amp; 4 DR SEDAN</b>	11/1973	2/1977	MA130	LBT	1317	526	R	P	D	168
<b>1500, 1800 SU, SV 4 DR SEDAN, WAGON</b>	10/1966	1973	MA027	LC	1454	583	R	P	RP	260
<b>121 CD 2 DR COUPE (N.B. SOME MODELS HAVE INBUILT ANTENNA)</b>	3/1976	1980	MA471	LBT	1470	650	K		C	160
<b>121 DA 3 DR HATCHBACK</b>	3/1987	11/1990	MA681	LBT	1323	712	U		B	144



# DOMESTIC WINDSCREEN CATALOGUE

Effective SEPTEMBER 2009

DESCRIPTION	DATE FROM	DATE TO	PGI CODE	STOCK COLOUR	BOTTOM WIDTH	CENTRE HEIGHT	INST. TYPE	EXTRAS REQ?	CAT	R.R.P. (inc GST)
<b>MAZDA (cont.)</b>										
121 DB "BUBBLE" 4 DR SEDAN	12/1990	1998	MA473	LBT	1355	763	U	E	A	118
121 METRO, SHADES DW 5 DR HATCHBACK	10/1996	10/2002	MA028	LBT	1371	775	U	E	A	118
2 DY 5 DR HATCHBACK	11/2002	8/2007	MA475MP	LBT	1407	909	U	E	B	144
2 DE 5 DR HATCHBACK	9/2007		MA476MP	LBT	1288	949	U	E	B	144
323 FA 3 & 5 DR HATCHBACK (RWD)	3/1977	9/1980	MA450	LBT	1365	614	U		B	144
323 FA 4 DR WAGON, PANEL VAN (RWD)	7/1978	9/1985	MA450	LBT	1365	614	U		B	144
323 BD 4 DR SEDAN, 3 & 5 DR HATCHBACK (FWD)	10/1980	9/1985	MA774	LBT	1376	673	U		A	118
323 BF, BW 4 DR SEDAN, WAGON, 3 & 5 DR HATCHBACK	10/1985	6/1989	FD600	LBT	1394	705	U		A	118
323 BG 4 DR SEDAN	7/1989	12/1996	FD760	LBT	1434	772	U	P	A	118
323 ASTINA BG 3 & 5 DR HATCHBACK	7/1989	5/1994	MA784	LBT	1438	811	U	P	B	144
323 ASTINA BA, BH 5 DR HATCHBACK	6/1994	8/1998	MA022	LBT	1397	860	U	E	B	144
323, PROTÉGÉ BA, BH 4 DR SEDAN	6/1994	8/1998	MA019	LBT	1422	868	U	E	A	118
323, ASTINA, PROTÉGÉ BJ 4 DR SEDAN, 5 DR HATCHBACK	9/1998	12/2003	MA030MP	LBT	1459	885	U	E	A	118
3 BK 4 DR SEDAN, 5 DR HATCHBACK [BULLET MIRROR PAD]	1/2004	8/2006	MA031MW	LBT	1444	925	U	P	A	118
3 BK 4 DR SEDAN, 5 DR HATCHBACK [CENTRE COVER PAD]	9/2006		MA084MW	LBT	1444	925	U	P	B	144
3 BL 4 DR SEDAN, 5 DR HATCHBACK	4/2009		<b>MA088MW</b>	<b>LBT</b>			U		<b>RP</b>	POA
626 CB 4 DR SEDAN	11/1978	12/1982	MA586	LBT	1406	616	U		B	144
626 CB 2 DR COUPE	11/1978	1/1983	MA691	LBT	1400	627	U		C	160
626 GC 4 DR SEDAN	2/1983	9/1987	FD327	LBT	1495	685	U		A	118
626 GC 5 DR HATCHBACK, 2 DR COUPE	2/1983	9/1987	FD328	LBT	1496	685	U		A	118
626 GD 4 DR SEDAN	10/1987	12/1991	MA705	LBT	1505	740	U	E	A	118
626 GV 4 DR WAGON	10/1987	12/1997	MA705	LBT	1505	740	U	E	A	118
626 GD 5 DR HATCHBACK	10/1987	12/1991	MA706	LBT	1500	722	U	E	A	118



# DOMESTIC WINDSCREEN CATALOGUE

Effective SEPTEMBER 2009

DESCRIPTION	DATE FROM	DATE TO	PGI CODE	STOCK COLOUR	BOTTOM WIDTH	CENTRE HEIGHT	INST. TYPE	EXTRAS REQ?	CAT	R.R.P. (inc GST)
<b>MAZDA (cont.)</b>										
<b>626 GE</b> 4 DR SEDAN	1/1992	7/1997	MA011	LBT	1514	800	U	E	A	118
<b>626 GE</b> 5 DR HATCHBACK	1/1992	7/1997	MA009	LBT	1513	827	U	E	A	118
<b>626 GF</b> 4 DR SEDAN, 5 DR HATCHBACK	8/1997	7/2002	MA709MP	LBT	1489	870	U	E	A	118
<b>626 GW</b> 5 DR WAGON	1/1998	7/2002	MA710MP	LBT	1484	849	U	E	B	144
<b>6 GG, GY</b> 4 DR SEDAN, 5 DR HATCHBACK, WAGON	8/2002	12/2007	MA711MP	LBT	1433	923	U	E	A	118
<b>6 GH</b> 4 DR SEDAN, 5 DR HATCHBACK, WAGON	1/2008		<b>MA712MP</b>	<b>LBT</b>	1398	960	U	E	<b>RP</b>	POA
<b>929, RX4 LA2</b> 4 DR SEDAN (N.B. SOME MODELS HAVE INBUILT ANTENNA)	4/1973	5/1978	MA139	LBT	1393	614	K		C	160
<b>929, RX4 LA2</b> 4 DR WAGON (N.B. SOME MODELS HAVE INBUILT ANTENNA)	12/1973	1979	MA139	LBT	1393	614	K		C	160
<b>929, RX4 LA2</b> 2 DR COUPE (N.B. SOME MODELS HAVE INBUILT ANTENNA)	4/1973	1979	MA141	LT	1389	634	K		D	168
<b>929, 929L LA4</b> 4 DR SEDAN (N.B. SOME MODELS HAVE INBUILT ANTENNA)	6/1978	1/1982	MA470	LBT	1481	614	K		C	160
<b>929, 929L LA4</b> 4 DR WAGON (N.B. SOME MODELS HAVE INBUILT ANTENNA)	1979	4/1987	MA470	LBT	1481	614	K		C	160
<b>929 HB</b> 4 DR SEDAN	2/1982	4/1987	MA657	LBT	1521	698	U		C	160
<b>929 HB</b> 2 & 4 DR HARD-TOP	2/1982	4/1987	MA266	LBT	1519	700	U		C	160
<b>929 HC</b> 4 DR SEDAN	5/1987	6/1991	MA694	LBT	1481	765	U		C	160
<b>929 HC</b> 4 DR HARD-TOP	5/1987	6/1991	MA695	LBT	1488	734	U		C	160
<b>929 HD</b> 4 DR HARD-TOP	7/1991	3/1996	MA696	LBT	1518	890	U		C	160
<b>929 HE</b> 4 DR HARD-TOP	4/1996	1998	<b>MA082</b>	<b>LBT</b>	1523	890	U	P	<b>RP</b>	POA
<b>CX-7 ER</b> WAGON	11/2006		MA083MP	LBT	1467	1032	U	P	C	160
MIRROR BUTTON & STOPPERS FITTED			MA083MB	LBT					C	160
<b>CX-9 TB</b> WAGON (RAIN SENSOR PATCH)	12/2007		MA087MR	LBT	1523	1022	U	P	E	180
MIRROR BUTTON, OPTICAL COUPLER, MOULDING & STOPPERS FITTED			MA087ACC	LBT					RP	460
<b>MILLENNIA TA</b> 4 DR SEDAN	10/2000	2003	MA021	LBTG	1513	889	U	P	C	160



# DOMESTIC WINDSCREEN CATALOGUE

Effective SEPTEMBER 2009

DESCRIPTION	DATE FROM	DATE TO	PGI CODE	STOCK COLOUR	BOTTOM WIDTH	CENTRE HEIGHT	INST. TYPE	EXTRAS REQ?	CAT	R.R.P. (inc GST)
<b>MAZDA (cont.)</b>										
<b>MPV LV</b> PEOPLE MOVER	9/1993	7/1999	MA018	LBT	1572	829	U	P	C	160
<b>MPV LW</b> PEOPLE MOVER (BULLET MIRROR PAD)	8/1999	10/2003	MA078MP	LBT	1499	1028	U	E	C	160
<b>MPV LW</b> PEOPLE MOVER (SQUARE MIRROR PAD)	11/2003	10/2006	MA080MP	LBT	1499	1028	U	E	C	160
<b>MX5 NA</b> 2 DR HARDTOP, 2 DR CONVERTIBLE	10/1989	2/1998	MA746	LBT	1370	654	U	E	B	144
<b>MX5 NB</b> 2 DR HARDTOP, 2 DR CONVERTIBLE	3/1998	8/2005	MA746MP	LBT	1370	654	U	E	B	144
<b>MX5 NC</b> 2 DR CONVERTIBLE	9/2005		MA747MP	LBT	1449	698	U	P	D	168
<b>MX6 GD</b> 2 DR COUPE	9/1987	11/1991	MA706	LBT	1500	722	U	E	A	118
<b>MX6 GE</b> 2 DR COUPE	12/1991	1998	MA010	LBT	1456	820	U	E	B	144
<b>PREMACY CP</b> PEOPLE MOVER	2/2001	2003	MA079MP	LT	1419	962	U	P	C	160
<b>R100 MA</b> 2 DR COUPE	6/1969	1971	MA131	LC	1246	512	R	P	D	168
<b>RX2, CAPELLA SNA, S122</b> 4 DR SEDAN	10/1970	1978	MA133	LBT	1364	585	K		D	168
<b>RX2, CAPELLA SNA, S122</b> 2 DR COUPE	10/1970	1978	MA135	LBT	1354	653	K		D	168
<b>RX3, 808, SAVANNA STC, S102, S124, SN3</b> 4 DR SEDAN, WAGON	2/1972	1978	MA137	LBT	1288	584	K		D	168
<b>RX3, 808, SAVANNA STC, S102, S124</b> 2 DR COUPE	2/1972	1978	MA138	LBT	1288	573	K		D	168
<b>RX4 LA2</b> 4 DR SEDAN (N.B. SOME MODELS HAVE INBUILT ANTENNA)	4/1973	1978	MA139	LBT	1393	614	K		C	160
<b>RX4 LA2</b> 2 DR COUPE (N.B. SOME MODELS HAVE INBUILT ANTENNA)	4/1973	1979	MA141	LT	1389	634	K		D	168
<b>RX5 CD</b> 2 DR COUPE (N.B. SOME MODELS HAVE INBUILT ANTENNA)	3/1976	1/1979	MA471	LBT	1470	650	K		C	160
<b>RX7 SA</b> 2 DR COUPE (N.B. SOME MODELS HAVE INBUILT ANTENNA)	2/1979	12/1985	MA630	LBT	1407	671	U		B	144
<b>RX7 FB, FC</b> 2 DR COUPE, 2 DR CONVERTIBLE (N.B. SOME MODELS HAVE INBUILT ANTENNA)	2/1986	12/1991	MA618	LBT	1455	803	U	P	B	144
<b>RX7 FD</b> 2 DR COUPE (N.B. SOME MODELS HAVE INBUILT ANTENNA)	4/1992	12/2002	MA685	LBT	1403	768	U	E	C	160
<b>RX8 FE</b> 4 DR SEDAN (N.B. SOME MODELS HAVE INBUILT ANTENNA)	7/2003		MA081MP	LBT	1365	844	U		C	160
<b>TRIBUTE ED</b> 4WD WAGON (BULLET MIRROR PAD)	2/2001	12/2003	MA076MP	LBT	1475	819	U	P	A	118



# DOMESTIC WINDSCREEN CATALOGUE

Effective SEPTEMBER 2009

DESCRIPTION	DATE FROM	DATE TO	PGI CODE	STOCK COLOUR	BOTTOM WIDTH	CENTRE HEIGHT	INST. TYPE	EXTRAS REQ?	CAT	R.R.P. (inc GST)
TRIBUTE ED 4WD WAGON (SQUARE MIRROR PAD)	1/2004		MA077MP	LBT	1475	819	U	P	A	118



# DOMESTIC WINDSCREEN CATALOGUE

Effective SEPTEMBER 2009

DESCRIPTION	DATE FROM	DATE TO	PGI CODE	STOCK COLOUR	BOTTOM WIDTH	CENTRE HEIGHT	INST. TYPE	EXTRAS REQ?	CAT	R.R.P. (inc GST)
<b>MAZDA (cont.)</b>										
TRAVELLER 8 SEATER VAN	1/1984	1988	MA554	LBT	1439	697	R	P	A	118
<b>MAZDA COMMERCIALS</b>										
800, 1000 BPA UTILITY	10/1964	1970	MA002	LC	1255	477	R	P	RP	POA
1000 BPB UTILITY	1970	1978	MA129	LBT	1254	525	R	P	D	168
B1500, B1600, B1800, B2000, B2200 UTILITY, CAB-CHASSIS	11/1964	5/1985	MA071	LBT	1384	536	R	P	B	144
B2000, B2200, B2500, B2600, BRAVO UTILITY, CAB-CHASSIS	6/1985	12/1998	MA591	LBT	1460	667	U		A	118
B2500, B2600, B3000, BT-50, BRAVO UTILITY, CAB-CHASSIS	2/1999		MA592	LBT	1438	732	U	P	A	118
BONGO VAN, F800, F1000 VAN	1967	1978	MA338	LBT	1235	539	R	P	D	168
E1300, E1600, E2200 VAN, CAB-CHASSIS	1977	1984	MA497	LBT	1401	615	R	P	A	118
E1400, E1800, E2000 SWB VAN	1984	1999	MA554	LBT	1439	697	R	P	A	118
E2000, E2200, E2500 MWB, LWB VAN, CAB-CHASSIS	1984	1999	MA496	LBT	1496	663	R	P	A	118
E1800, E2000 SWB VAN	1999		MA556	LBT	1432	745	U	P	A	118
E2000, E2500 MWB, LWB VAN	1999		MA498	LBT	1500	665	U	P	B	144
E2000, E2500 CAB-CHASSIS	1999	2001	MA498	LBT	1500	665	U	P	B	144
E2000i, E2500i CAB-CHASSIS	2001		MA499	LT	1575	751	U	P	B	144
E2000, E2500, E3000, E3700, TITAN F/C	1974	1980	MA372	LT	1496	618	R	P	C	160
E3800, E4100, BOXER F/C	1969	1978	MA340	LT	1783	625	R	P	C	160
T2600, T3000, T3500 WE F/C WIDE CAB	5/1981	1989	MA072	LT	1807	630	R	P	C	160
T2600, T3000, T3500 WE 4WD & TIPPER F/C NARROW CAB	5/1981	1989	FD318	LT	1510	625	R	P	C	160
T3000, T3500, T4000, T4100, T4600 WG F/C WIDE CAB	1989	2000	MA073	LT	1836	715	R		C	160
T3500 WG 4WD & TIPPER F/C NARROW CAB	1989	2000	FD014	LBT	1535	705	R		D	168





# DOMESTIC WINDSCREEN CATALOGUE

Effective SEPTEMBER 2009

DESCRIPTION	DATE FROM	DATE TO	PGI CODE	STOCK COLOUR	BOTTOM WIDTH	CENTRE HEIGHT	INST. TYPE	EXTRAS REQ?	CAT	R.R.P. (inc GST)
<b>MAZDA COMMERCIALS (cont.)</b>										
<b>T4600 WG71, WG72, WG73, WH03</b> SWB & LWB F/C <b>WIDE CAB</b>	2000		MA075	LT	1881	795	U	P	E	180
<b>PARKWAY</b> MICRO BUS	1972	1981	MA493	LC	1886	847	R	P	E	180
<b>PARKWAY T3000, T3500</b> MICRO BUS	5/1981	1997	MA380	LBT	1812	895	R	P	E	180

## MERCEDES BENZ

**I.D. HINT** "107 CHASSIS" = 1st three digits of Chassis number  
 1st three numbers of model = motor size  
 (i) S, SE, SEL = lwb sedan, saloon  
 (ii) SL, SLK = roadster, convertible  
 (iii) SLC, SEC, C, CL, CLK = coupe  
 (iv) C, D, E, TE, TD = compact sedan, wagon  
**E.G 450SEL = 4.5 LITRE MOTOR, "S" CLASS SEDAN**

<b>107 CHASSIS 280SLC, 350SLC, 450SLC</b> 2 DR COUPE	11/1971	12/1980	MB229	LBTG	1450	631	K		E	180
<b>107 CHASSIS 280SL, 350SL, 380SL, 450SL</b> 2 DR ROADSTER	11/1971	4/1990	MB230	LBTG	1465	600	K		E	180
<b>108 CHASSIS 220, 250, 250S, 280S, 250SE, 300SE, 280SEL, 300SEL</b> 4 DR SEDAN	3/1965	1972	MB223	LBTG	1633	590	R	P	D	168
<b>110, 111 CHASSIS 190C, 200, 200D, 220, 220S, 230, 230S</b> 4 DR SEDAN	9/1959	1968	MB222	LBTG	1621	507	R	P	C	160
<b>111 CHASSIS 220SE, 250SE, 280SE, 300SE</b> 2 DR COUPE, 2 DR CONVERTIBLE	1961	1972	MB036	LBTG	1705	500	R	P	D	168
<b>113 CHASSIS 230SL, 250SL, 280SL</b> 2 DR COUPE, CONVERTIBLE	8/1964	1972	MB226	LBTG	1533	455	R	P	C	160
<b>114, 115 CHASSIS 220, 230, 240D, 250, 280, 280E</b> 4 DR COMPACT SEDAN	2/1966	11/1976	MB224	LBTG	1588	603	R	P	C	160
<b>115 CHASSIS 250C, 250CE, 280C, 280CE</b> 2 DR COUPE	1970	11/1976	MB225	LBTG	1574	600	R	P	C	160
<b>116 CHASSIS 280S, 280SE, 280SEL, 350SE, 350SEL, 450SE, 450SEL</b> 4 DR SEDAN	7/1973	12/1980	MB228	LBTG	1590	633	R	P	B	144
<b>120, 121 CHASSIS 180S, 190D, 190S</b> 4 DR SEDAN	1953	12/1962	MB221	LT	1336	415	R	P	D	168



# DOMESTIC WINDSCREEN CATALOGUE

Effective SEPTEMBER 2009

DESCRIPTION	DATE FROM	DATE TO	PGI CODE	STOCK COLOUR	BOTTOM WIDTH	CENTRE HEIGHT	INST. TYPE	EXTRAS REQ?	CAT	R.R.P. (inc GST)
<b>MERCEDES BENZ (cont.)</b>										
<b>123 CHASSIS 230, 230D, 230E, 230TE, 240D, 250, 280E, 300D, 300TD</b> 4 DR COMPACT SEDAN, WAGON	12/1976	12/1985	MB123	LBTG	1510	610	R	P	C	160
<b>123 CHASSIS 230CE, 280CE</b> 2 DR COUPE	12/1976	12/1985	MB231	LBTG	1501	622	R	P	D	168
<b>124 CHASSIS E220, 230E, 230TE, 260E, E280, E300, 300D, 300E, 300TE, 320E, E320</b> 4 DR SEDAN, WAGON	2/1986	1996	MB630	LBTG	1468	741	U		C	160
<b>124 CHASSIS E220, 300CE, 320CE</b> 2 DR COUPE	2/1988	1996	MB001	LBTG	1460	723	U		C	160
<b>124 CHASSIS E220, 320CE</b> 2 DR CABRIOLET	1993	1996	MB018	LBTG	1461	722	U		D	168
<b>126 CHASSIS 280SE, 300SE, 300SEL, 380SE, 380SEL, 420SE, 420SEL, 500SE, 500SEL, 560SEL</b> 4 DR SEDAN	1/1981	3/1992	MB998	LBTG	1619	775	K		C	160
<b>126 CHASSIS 380SEC, 420SEC, 500SEC, 560SEC</b> 2 DR COUPE	1982	2/1993	MB423	LBTG	1609	776	K		D	168
<b>129 CHASSIS SL280, SL320, 500SL, SL500, 600SL, SL600</b> 2 DR CONVERTIBLE	5/1990	6/2002	MB233	LBTG	1481	722	U		D	168
<b>140 CHASSIS 300SE, S320, 400SE, 400SEL, S420, S500, 500SE, S600, 600SE, 600SEL</b> 4 DR SEDAN	4/1992	3/1999	MB011	LBTG	1649	838	U		C	160
<b>140 CHASSIS 500SEC, CL500, S500C, 600SEC, CL600</b> 2 DR COUPE	3/1993	1/2000	MB039	LBTG	1637	879	U		C	160
<b>163 CHASSIS ML270, ML320, ML430, ML500, ML55 AMG</b> 4WD WAGON (O.E.M. GLASS IS ENCAPSULATED)	9/1998	8/2005	MB048MW	LBTG	1506	799	U	E	C	160
<b>163 CHASSIS ML270, ML320, ML430, ML500, ML55 AMG</b> 4WD WAGON (O.E.M. GLASS IS ENCAPSULATED) (RAIN SENSOR PATCH)	9/1998	8/2005	<b>MB048MWR</b>		1506	799	U	E	<b>RP</b>	POA
<b>164 CHASSIS GL320, GL500, ML280, ML320, ML350, ML500, ML63 AMG</b> 4WD WAGON	9/2005		<b>MB054MWRE</b>		1520	885	U		<b>RP</b>	POA
<b>168 CHASSIS A140, A160, A190</b> 5 DR HATCHBACK	10/1998	4/2005	MB047MW	LBT	1263	956	U		C	160
<b>168 CHASSIS A140, A160, A190</b> 5 DR HATCHBACK (RAIN SENSOR PATCH)	10/1998	4/2005	<b>MB047MWR</b>	<b>LBT</b>	1263	956			<b>RP</b>	POA
<b>169 CHASSIS A150</b> 3 & 5 DR HATCHBACK (RAIN SENSOR OPTIONAL EXTRA)	5/2005		MB057MW	LBT	1383	896	U		RP	490
<b>169 CHASSIS A170, A200</b> 3 & 5 DR HATCHBACK (RAIN SENSOR PATCH)	5/2005		<b>MB057MWR</b>	<b>LBT</b>	1383	896	U		<b>RP</b>	POA



# DOMESTIC WINDSCREEN CATALOGUE

Effective SEPTEMBER 2009

DESCRIPTION	DATE FROM	DATE TO	PGI CODE	STOCK COLOUR	BOTTOM WIDTH	CENTRE HEIGHT	INST. TYPE	EXTRAS REQ?	CAT	R.R.P. (inc GST)
170 CHASSIS SLK200, SLK230, SLK320, SLK32 AMG, KOMPRESSOR 2 DR CONVERTIBLE	2/1997	7/2004	MB235MP	LBTG	1423	717	U	P	D	168



# DOMESTIC WINDSCREEN CATALOGUE

Effective SEPTEMBER 2009

DESCRIPTION	DATE FROM	DATE TO	PGI CODE	STOCK COLOUR	BOTTOM WIDTH	CENTRE HEIGHT	INST. TYPE	EXTRAS REQ?	CAT	R.R.P. (inc GST)
<b>MERCEDES BENZ (cont.)</b>										
<b>171 CHASSIS SLK200, SLK350, SLK55 AMG, KOMPRESSOR</b> 2 DR CONVERTIBLE	8/2004		<b>MB055MWR</b>		1401	732	U		<b>RP</b>	POA
<b>201 CHASSIS 190D, 190E</b> 4 DR SEDAN (I.D. "BABY WIPER" ON PASSENGER SIDE)	12/1984	1985	MB553	LBTG	1431	712	U		C	160
<b>201 CHASSIS 180E, 190D, 190E</b> 4 DR SEDAN	1985	1/1994	MB609	LBTG	1441	731	U		C	160
<b>202 CHASSIS "C" CLASS C180, C200, C220, C240, C250, C280, C36 AMG, C43 AMG</b> 4 DR SEDAN	2/1994	10/2000	MB015	LBTG	1439	738	U		B	144
<b>202 CHASSIS "C" CLASS C200T, C240T, C43T AMG</b> 5 DR WAGON	11/1996	10/2001	MB015	LBTG	1439	738	U		B	144
<b>203 CHASSIS "C" CLASS C180, C200, C220, C240, C320, C32 AMG</b> 4 DR SEDAN	11/2000	2003	<b>MB045W</b>	<b>LBTG</b>	1425	827	U		<b>RP</b>	POA
<b>203 CHASSIS "C" CLASS C180, C200, C220, C240, C320, C32 AMG</b> 4 DR SEDAN	11/2000	2003	MB045WR	LBTY	1425	827	U		D	168
<b>203 CHASSIS "C" CLASS C200</b> 5 DR WAGON	11/2001	2003	<b>MB045W</b>	<b>LBTG</b>	1425	827	U		<b>RP</b>	POA
<b>203 CHASSIS "C" CLASS C200</b> 5 DR WAGON	11/2001	2003	MB045WR	LBTY	1425	827	U		D	168
<b>203 CHASSIS "C" CLASS C180, C200, C230, C320</b> 2 DR COUPE, 3 DR HATCHBACK	2001		<b>MB050WR</b>	<b>LBTG</b>	1423	807	U		<b>E</b>	180
<b>203 CHASSIS "C" CLASS C180, C200, C220, C230, C240, C320, C350, C32 AMG</b> 4 DR SEDAN	2003	6/2007	MB049WR	LT	1425	827	U		E	180
<b>203 CHASSIS "C" CLASS C180, C200, C220, C230, C240, C320, C350, C32 AMG</b> 4 DR SEDAN	2003	6/2007	<b>MB049W</b>	<b>LBTG</b>	1425	827	U		<b>RP</b>	POA
<b>203 CHASSIS "C" CLASS C200</b> 5 DR WAGON	2003		MB049WR	LT	1425	827	U		E	180
<b>203 CHASSIS "C" CLASS C200</b> 5 DR WAGON	2003		<b>MB049W</b>	<b>LBTG</b>	1425	827	U		<b>RP</b>	POA
<b>204 CHASSIS "C" CLASS C200, C220, C280, C320</b> 4 DR SEDAN (RAIN SENSOR PATCH) OPTICAL COUPLER FITTED	7/2007		<b>MB065WR</b>	<b>LT</b>	1444	818	U		<b>RP</b>	POA
			MB065ACC	LT					<b>RP</b>	470
<b>208 CHASSIS CLK200, CLK230, CLK320, CLK430, CLK55 AMG</b> 2 DR COUPE, 2 DR CABRIOLET	1997	9/2002	MB234	LBTG	1449	748	U		D	168
<b>209 CHASSIS CLK200, CLK240, CLK280, CLK320, CLK350, CLK500, CLK55 AMG, CLK63 AMG</b> 2 DR COUPE, 2 DR CONVERTIBLE (RAIN SENSOR PATCH)	10/2002		MB236WR	LBTG	1425	805	U		E	180



# DOMESTIC WINDSCREEN CATALOGUE

Effective SEPTEMBER 2009

DESCRIPTION	DATE FROM	DATE TO	PGI CODE	STOCK COLOUR	BOTTOM WIDTH	CENTRE HEIGHT	INST. TYPE	EXTRAS REQ?	CAT	R.R.P. (inc GST)
<b>MERCEDES BENZ (cont.)</b>										
210 CHASSIS "E" CLASS E200, E230, E240, E270, E280, E300, E320, E420, E36 AMG, E55 AMG 4 DR SEDAN	1996	2002	MB026	LBTG	1491	775	U		C	160
210 CHASSIS "E" CLASS E200, E230, E240, E270, E280, E300, E320, E420, E36 AMG, E55 AMG 5 DR WAGON	1996	2003	MB026	LBTG	1491	775	U		C	160
210 CHASSIS "E" CLASS E200, E230, E240, E270, E280, E300, E320, E420, E36 AMG, E55 AMG 4 DR SEDAN (RAIN SENSOR PATCH)	1996	2002	MB026WR	LBTG	1491	775	U		E	180
210 CHASSIS "E" CLASS E200, E230, E240, E270, E280, E300, E320, E420, E36 AMG, E55 AMG 5 DR WAGON (RAIN SENSOR PATCH)	1996	2003	MB026WR	LBTG	1491	775	U		E	180
211 CHASSIS "E" CLASS E200, E220, E240, E270, E280, E320, E500, E55 AMG, E63 AMG 4 DR SEDAN	2002		MB027WR	LT	1532	867	U	E	E	180
211 CHASSIS "E" CLASS E240, E280, E320, E500 5 DR WAGON	2003		MB027WR	LT	1532	867	U	E	E	180
212 CHASSIS "E" CLASS E200, E220, E240, E270, E280, E320, E500, E55 AMG, E63 AMG 4 DR SEDAN	2009		<b>MB066WR</b>	<b>LT</b>			U	E	<b>RP</b>	POA
215, 220 CHASSIS CL500, CL550, CL600, CL55 AMG, CL65 AMG 2 DR COUPE (RAIN SENSOR PATCH)	2/2000	2/2007	MB046WR	LBTG	1599	844	U		E	180
216 CHASSIS CL500, CL600, CL63 AMG 2 DR COUPE	3/2007		<b>MB064</b>	<b>LBTG</b>	1599	844	U		<b>RP</b>	POA
219 CHASSIS CLS350, CLS500, CLS55 AMG, CLS63 AMG 4 DR COUPE	4/2005		<b>MB056</b>	<b>LBTG</b>			U		<b>RP</b>	POA
220 CHASSIS "S" CLASS S320, S350, S430, S500, S600, S55K, S55 AMG 4 DR SEDAN	4/1999	1/2006	MB043MRW	LBTG	1545	888	U		E	180
221 CHASSIS "S" CLASS S350, S500, S600, S55 AMG, S65 AMG 4 DR SEDAN (RAIN SENSOR PATCH)	2/2006		<b>MB061MWR</b>	<b>LBTG</b>			U		<b>RP</b>	POA
230 CHASSIS SL350, SL500, SL600, SL55 AMG, SL63 AMG, SL65 AMG 2 DR CONVERTIBLE (RAIN SENSOR PATCH)	7/2002		MB052WRA	LBY	1458	830	U		RP	380
245 CHASSIS B180, B200, B220 5 DR HATCHBACK (RAIN SENSOR PATCH)	11/2005		<b>MB057MWR</b>	<b>LBT</b>	1383	896	U		<b>RP</b>	POA
230GE, 300GD 4WD 3 & 5 DR WAGON (FLAT WINDSCREEN)	1983	1990	MB333	LT	1465	520	R	P	B	144



# DOMESTIC WINDSCREEN CATALOGUE

Effective SEPTEMBER 2009

DESCRIPTION	DATE FROM	DATE TO	PGI CODE	STOCK COLOUR	BOTTOM WIDTH	CENTRE HEIGHT	INST. TYPE	EXTRAS REQ?	CAT	R.R.P. (inc GST)
<b>MERCEDES BENZ (cont.)</b>										
<b>251 CHASSIS R-CLASS R320, R350, R500, R63 AMG</b> 5 DR WAGON (RAIN SENSOR PATCH)	4/2006		<b>MB060MWR</b>	<b>LBTG</b>			U		<b>RP</b>	POA
<b>SSANGYONG MUSSO</b> 4WD WAGON	1996	2002	SS001	LBT	1474	736	U	P	B	144
<b>MERCEDES BENZ TRUCKS</b>										
<b>I.D. HINT</b> 1st & 2nd digit = payload capacity 3rd & 4th digit = motor size in HP x 10 "V" series        = V8 motor <b>E.G 2638 = 26 TON, 380 HORSEPOWER MOTOR</b>										
<b>1418</b> N/C <b>LOW CAB</b>	1960	1967	MB329	LC	1987	495	R	P	RP	440
<b>1418, 1920, 1923, 2620, 2623, 911 4WD</b> N/C <b>HIGH CAB</b>	1968	1988	MB524	LT	1990	590	R	P	E	180
<b>1418, 1419, 1923, 2620, 2623</b> F/C	1967	1976	MB371	LT	2100	760	R	P	E	180
<b>1217, 1419, 1422, 1423, 1424, 1619, 1625, 1626, 1719, 1734, 2219, 2222, 2224, 2225, 2226, 2228, 2233, 2235, 2426, 2434, 2435, 2534, 2635, 2822, 3034, 3228, 3233</b>	1974	1997	MB337	LT	1992	805	R	P	E	180
<b>"V" SERIES</b> F/C <b>STANDARD CAB</b> <b>2238, 2244, 2444, 2550, 2638, 2648, 2650</b>	1985	1997	MB420	LT	2156	800	R	P	E	180
<b>"V" SERIES</b> F/C <b>WIDE CAB</b> <b>1517 LN11 SERIES</b> F/C	1990	1995	MB330	LT	1886	757	R		B	144
<b>410</b> CAMPER VAN	1977	1986	MB013	LC	1689	760	R	P	E	180
<b>709, 812, 814, 912 LN1 SERIES</b> 3.5 & 5 TON PAYLOAD TRUCK, SNUB-NOSE	1990	1995	MB330	LT	1886	757	R		B	144
<b>ACTROS 1840, 2640, 2643, 2648, 2653, 3240, 3243, 3353, 4143</b> F/C	1997		MB338	LT	2359	854	R		E	180
<b>ATEGO, AXOR 1223, 1228, 1623, 1628, 2323, 2328</b> F/C	2001		MB341	LT	2124	802	U	P	E	180
<b>FREIGHTLINER FLC, FL80, FL106, FL112</b> N/C	1988	2003	MB330	LT	1886	757	R		B	144
<b>FREIGHTLINER CENTURY, COLUMBIA C112, C120</b> N/C RHS WINDSCREEN	2000		MB334	LT	1040	725	U	P	B	144



# DOMESTIC WINDSCREEN CATALOGUE

Effective SEPTEMBER 2009

DESCRIPTION	DATE FROM	DATE TO	PGI CODE	STOCK COLOUR	BOTTOM WIDTH	CENTRE HEIGHT	INST. TYPE	EXTRAS REQ?	CAT	R.R.P. (inc GST)
<b>MERCEDES BENZ TRUCKS</b>										
<b>FREIGHTLINER CENTURY, COLUMBIA C112, C120</b> N/C LHS WINDSCREEN	2000		MB335	LT	1040	725	U	P	B	144
<b>FREIGHTLINER FLB F/C</b> (FLAT 1/2 WINDSCREEN LH & RH)	1998	2000	MB331	LT	1144	500	R	P	B	144
<b>FREIGHTLINER ARGOSY F/C</b> RHS WINDSCREEN	2000		MB339	LT	1180	725	U	P	B	144
<b>FREIGHTLINER ARGOSY F/C</b> LHS WINDSCREEN	2000		MB340	LT	1180	725	U	P	B	144
<b>L406, L408</b> SNUB-NOSE VAN	1965	1986	MB032	LC	1883	780	R	P	RP	POA
<b>MB100, MB140 661 CHASSIS</b> VAN	12/1999	2005	MB044MP	LT	1618	835	U		E	180
<b>SPRINTER 903 CHASSIS</b> SBV CAB-CHASSIS	1/1998	9/2006	MB041	LT	1663	892	U		C	160
<b>SPRINTER 903 CHASSIS</b> HIGH & LOW ROOF SBV VAN	1/1998	9/2006	MB042MP	LBT	1661	920	U		C	160
<b>SPRINTER 906 CHASSIS</b> HIGH & LOW ROOF SBV VAN, CAB-CHASSIS	10/2006		MB062MP	LBT	1795	1006	U	P	E	180
<b>SPRINTER 906 CHASSIS</b> HIGH & LOW ROOF SBV VAN, CAB-CHASSIS (RAIN SENSOR PATCH) RAIN SENSORS ARE AN OPTIONAL EXTRA	10/2006		<b>MB062MR</b>	<b>LBT</b>	1795	1006	U	P	<b>RP</b>	POA
<b>UNIMOG U1000, U1250, U1300, U1500, U1700, U3000, U4000, U5000 424, 425, 427, 435, 437 CHASSIS</b> 4WD F/C SNUB-NOSE - FLAT WINDSCREEN	1963		MB409	LC	1775	655	R	P	C	160
<b>UNIMOG U300, U400, U500 F/C</b>	2000		<b>MB410</b>	<b>LT</b>					<b>RP</b>	POA
<b>VITO 638 CHASSIS</b> SBV VAN	1/1998	3/2004	MB307MP	LT	1647	946	U		B	144
<b>VITO, VIANO 639 CHASSIS</b> SBV VAN (N.B. SOME MODELS HAVE INBUILT ANTENNA)	4/2004		MB308MPA	LT	1516	943	U		RP	220

## MINI

**Note: RAIN SENSORS ARE AN OPTIONAL EXTRA AND CAN BE FOUND ON ANY MODEL**

<b>MINI COOPER R50, R53, R55, R56</b> 3 DR HATCHBACK, 3 DR WAGON	2/2002		LY002W	LT	1480	600	U	P	B	144
---	--------	--	--------	----	------	-----	---	---	---	-----



# DOMESTIC WINDSCREEN CATALOGUE

Effective SEPTEMBER 2009

DESCRIPTION	DATE FROM	DATE TO	PGI CODE	STOCK COLOUR	BOTTOM WIDTH	CENTRE HEIGHT	INST. TYPE	EXTRAS REQ?	CAT	R.R.P. (inc GST)
<b>MINI (cont.)</b>										
<b>MINI COOPER R50, R53, R55, R56</b> 3 DR HATCHBACK, 3 DR WAGON	2/2002		LY002WR	LT	1480	600	U	P	E	180
<b>MINI COOPER R52</b> 2 DR CONVERTIBLE (RAIN SENSOR PATCH)	2/2002	2/2009	LY002W	LT	1480	600	U	P	B	144
<b>MINI COOPER R52</b> 2 DR CONVERTIBLE	2/2002	2/2009	LY002W	LT	1480	600	U	P	B	144
<b>MINI COOPER R57</b> 2 DR CONVERTIBLE	3/2009		<b>LY019W</b>	<b>LT</b>			U	P	<b>RP</b>	POA
<b>MINI COOPER R57</b> 2 DR CONVERTIBLE (RAIN SENSOR PATCH)	3/2009		<b>LY019WR</b>	<b>LT</b>			U	P	<b>RP</b>	POA
<b>MITSUBISHI</b>										
<b>380 DB</b> 4DR SEDAN, WAGON	9/2005	3/2008	CH806MP	LBT	1522	913	U		B	144
<b>CENTURA KB</b> 4 DR SEDAN	4/1975	1978	CH033	LBT	1494	605	R	P	E	180
<b>CHALLENGER PA</b> 4WD WAGON	2/1998		CH047MP	LBT	1450	691	U	E	C	160
<b>CHALLENGER __</b> 4WD WAGON	2009		CH658MP	LBT	1440	775	U		A	118
<b>COLT RA, RB, RC, RD, RE</b> 4 DR SEDAN, 5 DR HATCHBACK	12/1980	1990	CH990	LBT	1313	640	R	P	B	144
<b>COLT RG</b> 5 DR HATCHBACK	8/2004		CH5000MP	LBT	1395	967	U		B	144
<b>COLT RG</b> 2 DR CONVERTIBLE MIRROR BUTTON & MOULDING FITTED	6/2006		<b>CH5002MP</b> CH5002MBY	<b>LBT</b> LBT	1426	1014	U		<b>RP</b> RP	POA 190
<b>CORDIA AA, AB, AC</b> 3 DR HATCHBACK	4/1983	1989	CH345	LBT	1347	692	U		D	168
<b>FTO ZR22</b> 2 DR COUPE	10/1994	7/2001	CH078MP	LBT	1473	856	U	P	E	180
<b>GALANT GA, GB</b> 4 DR SEDAN, WAGON	1969	6/1974	CH034	LBT	1335	562	R	P	D	168
<b>GALANT GC, GD</b> 4 DR SEDAN	7/1974	1977	CH035	LBT	1339	643	R	P	E	180
<b>GALANT GC, GD</b> 4 DR WAGON	7/1974	1977	CH034	LBT	1335	562	R	P	D	168
<b>GALANT GD</b> 2 DR COUPE	4/1976	1977	CH034	LBT	1335	562	R	P	D	168
<b>GALANT HG, HH</b> 4 DR SEDAN	5/1989	2/1993	CH799	LBT	1453	776	U		B	144





# DOMESTIC WINDSCREEN CATALOGUE

Effective SEPTEMBER 2009

DESCRIPTION	DATE FROM	DATE TO	PGI CODE	STOCK COLOUR	BOTTOM WIDTH	CENTRE HEIGHT	INST. TYPE	EXTRAS REQ?	CAT	R.R.P. (inc GST)
<b><i>MITSUBISHI (cont.)</i></b>										
<b>GALANT HG, HH</b> 5 DR HATCHBACK	5/1989	2/1993	CH769	LBT	1452	742	U		C	160
<b>GALANT HJ</b> 4 DR SEDAN, 5 DR HATCHBACK	3/1993	1996	CH017	LBT	1488	835	U	E	B	144
<b>GRANDIS BA</b> 4 DR WAGON (PEOPLE-MOVER)	5/2004		CH549MP	LBT	1436	1111	U	P	C	160
<b>LANCER LA, LB</b> 4 DR SEDAN	9/1974	1979	CH036	LBT	1310	555	R	P	D	168
<b>LANCER LB, LC</b> 3 DR HATCHBACK	1975	1981	CH397	LBT	1324	670	K		D	168
<b>LANCER CA, CB</b> 3 DR HATCHBACK	9/1988	9/1992	CH042	LBT	1444	781	U	P	A	118
<b>LANCER CA, CB</b> 4 DR SEDAN	9/1988	9/1992	CH748	LBT	1448	782	U	P	A	118
<b>LANCER CA, CB, CC</b> 5 DR HATCHBACK	9/1988	5/1996	CH748	LBT	1448	782	U	P	A	118
<b>LANCER CC</b> 2 DR COUPE	10/1992	5/1996	CH013	LBT	1433	822	U	P	B	144
<b>LANCER CC</b> 4 DR SEDAN	10/1992	5/1996	CH014	LBT	1437	803	U	P	B	144
<b>LANCER CC, CE</b> 4 DR WAGON	10/1992	2004	CH014	LBT	1437	803	U	P	B	144
<b>LANCER CE</b> 2 DR COUPE, 2 DR CABRIOLET (I.D. MIRROR GLUED TO WINDSCREEN)	6/1996	8/2004	CH050	LBT	1437	805	U	E	A	118
<b>LANCER CE</b> 4 DR SEDAN (I.D. MIRROR GLUED TO WINDSCREEN)	6/1996	8/2003	CH057	LBT	1432	830	U	P	B	144
<b>LANCER CG</b> 4 DR SEDAN (BULLET MIRROR PAD)	7/2002	8/2003	CH081MP	LBT	1442	868	U	P	C	160
<b>LANCER CH, CY, CZ</b> 4 DR SEDAN (SQUARE MIRROR PAD)	9/2003	8/2007	CH085MP	LBT	1442	868	U	P	C	160
<b>LANCER CH</b> 5 DR WAGON (SQUARE MIRROR PAD)	9/2004		CH085MP	LBT	1442	868	U	P	C	160
<b>LANCER ES CJ</b> 4 DR SEDAN MIRROR BUTTON FITTED	9/2007		CH087MW CH087MBW	LBT LBT	1443	970	U	P	B E	144 180
<b>LANCER VR, VR-X CJ</b> 4 DR SEDAN (RAIN SENSOR PATCH) MIRROR BUTTON & OPTICAL COUPLER FITTED	9/2007		CH087MWR CH087ACC	LBT LBT	1443	970	U	P	D E	168 180
<b>MAGNA TM, TN, TP</b> 4 DR SEDAN	4/1985	2/1991	CH564	LBT	1560	760	U		A	118
<b>MAGNA TM, TN, TP</b> 4 DR WAGON	4/1985	1992	CH564	LBT	1560	760	U		A	118
<b>MAGNA, VERADA TR, TS, KR, KS</b> 4 DR SEDAN	3/1991	3/1996	CH802	LBT	1466	820	U		A	118



# DOMESTIC WINDSCREEN CATALOGUE

Effective SEPTEMBER 2009

DESCRIPTION	DATE FROM	DATE TO	PGI CODE	STOCK COLOUR	BOTTOM WIDTH	CENTRE HEIGHT	INST. TYPE	EXTRAS REQ?	CAT	R.R.P. (inc GST)
<b>MITSUBISHI (cont.)</b>										
<b>MAGNA, VERADA TR, TS, KR, KS</b> 4 DR WAGON	1992	3/1996	CH802	LBT	1466	820	U		A	118
<b>MAGNA, VERADA TE, TF, KE, KF</b> 4 DR SEDAN, WAGON	4/1996	2/1999	CH040	LBT	1432	910	U		A	118
<b>MAGNA, VERADA TH, TJ, TL, TW, KH, KJ, KL, KW</b> 4 DR SEDAN, WAGON	3/1999	8/2005	CH804MP	LBT	1432	910	U		A	118
<b>MIRAGE CE</b> 3 DR HATCHBACK	6/1996	2005	CH050	LBT	1437	805	U	E	A	118
<b>NIMBUS UA, UB, UC</b> 4 DR WAGON (PEOPLE MOVER)	5/1984	12/1991	CH546	LBT	1376	767	U	E	C	160
<b>NIMBUS UF</b> 4 DR WAGON (PEOPLE MOVER)	1/1992	11/1998	CH009	LBT	1447	863	U	E	C	160
<b>NIMBUS UG</b> 4 DR WAGON (PEOPLE MOVER)	12/1998	4/2004	CH548MP	LBT	1445	961	U	E	C	160
<b>OUTLANDER ZE, ZF</b> 4WD WAGON	1/2003	9/2006	CH084MP	LBT	1384	846	U	P	C	160
<b>OUTLANDER ZG</b> 4WD WAGON	10/2006		CH350MP	LBT	1515	909	U	P	C	160
<b>PAJERO NA, NB, NC, ND, NE, NF, NG</b> 4WD WAGON	1/1983	4/1991	CH340	LBT	1408	585	R	P	A	118
<b>PAJERO NH, NJ, NK, NL</b> 4WD WAGON	5/1991	4/2000	CH341	LBT	1474	645	U		A	118
<b>PAJERO NM</b> 4WD WAGON (BULLET MIRROR PAD)	5/2000	10/2002	CH343MP	LBT	1503	764	U		A	118
<b>PAJERO NP, NS</b> 4WD WAGON (SQUARE MIRROR PAD)	11/2002		CH347MP	LBT	1503	764	U		A	118
<b>PAJERO iO QA</b> 4WD WAGON	3/1999	2003	CH342	LBT	1387	626	U	P	B	144
<b>SIGMA GE, GH</b> 4 DR SEDAN	10/1977	2/1982	CH396	LBT	1359	633	U	CLIPS	A	118
<b>SIGMA GE, GH, GJ, GK, GN</b> 4 DR WAGON	10/1977	1987	CH396	LBT	1359	633	U	CLIPS	A	118
<b>SIGMA GJ, GK, GN</b> 4 DR SEDAN	3/1982	1987	CH147	LBT	1386	660	U		A	118
<b>SIGMA SCORPION GE, GH</b> 2 DR COUPE	10/1977	1/1982	CH462	LBT	1355	663	U	CLIPS	C	160
<b>SIGMA SCORPION GJ, GK</b> 2 DR COUPE	2/1982	1987	CH989	LBT	1360	683	U		B	144
<b>STARION JA, JB, JD</b> 2 DR COUPE	5/1982	1987	CH346	LBT	1453	667	U		C	160
<b>STARWAGON SA, SB, SC, SD, SE</b> PEOPLE-MOVER	5/1979	9/1986	CH730	LBT	1475	600	R	P	A	118
<b>STARWAGON SF, SG, SH, SJ</b> PEOPLE-MOVER	10/1986	8/1994	CH655	LBT	1461	686	R/U	P	A	118
<b>STARWAGON WA</b> SBV PEOPLE-MOVER	9/1994	2004	CH028	LT	1486	1007	U	P	C	160



# DOMESTIC WINDSCREEN CATALOGUE

Effective SEPTEMBER 2009

DESCRIPTION	DATE FROM	DATE TO	PGI CODE	STOCK COLOUR	BOTTOM WIDTH	CENTRE HEIGHT	INST. TYPE	EXTRAS REQ?	CAT	R.R.P. (inc GST)
<b>MITSUBISHI (cont.)</b>										
VALLIANT RV1, SV1 4 DR SEDAN	1960	4/1963	CH041	LBT	1492	485	R	P	E	180
VALLIANT AP5, AP6, VC 4 DR SEDAN, WAGON	5/1963	9/1967	CH029	LBT	1386	543	R	P	E	180
VALLIANT AP5, AP6, VC UTILITY	5/1963	4/1968	CH029	LBT	1386	543	R	P	E	180
VALLIANT VE, VF, VG, PACER 4 DR SEDAN, WAGON	10/1967	5/1971	CH030	LBT	1439	565	R	P	E	180
VALLIANT VE, VF, VG UTILITY	5/1968	8/1971	CH030	LBT	1439	565	R	P	E	180
VALLIANT VF, VG 2 DR HARD-TOP	3/1969	5/1971	CH031	LBT	1469	525	R	P	E	180
VALLIANT VH, VJ, VK, CL, CM, CHARGER 4 DR SEDAN, WAGON, UTILITY, 2 DR COUPE / HARD-TOP	6/1971	1981	CH032	LBT	1556	560	R	P	D	168
3000GT, GTO JF 3 DR HATCHBACK	1/1991	1999	ECH011	LBT	1455	817	U	E	E	180

## MITSUBISHI COMMERCIALS

CANTER T90, T93, T97, T210, T215, T217 F/C CAB-CHASSIS	1968	1978	CH025	LBT	1440	570	R	P	E	180
CANTER FE200, FC200, FE211, FE212, FC212, FE214 F/C CAB-CHASSIS	1978	1985	CH767	LT	1772	680	R	P	D	168
CANTER FE300, FE334, FE339 F/C CAB-CHASSIS - <b>NARROW CAB</b>	1986	1995	CH628	LT	1505	685	R	P	D	168
CANTER FE432, FC432, FE439, FG434, FE444, FE449 F/C CAB-CHASSIS - <b>WIDE CAB</b>	1986	1995	CH627	LBT	1807	730	R	P	D	168
CANTER FH100G 4WD F/C CAB-CHASSIS - <b>WIDE CAB</b>	1991	1996	CH627	LBT	1807	730	R		D	168
CANTER FB511, FE537 F/C CAB-CHASSIS - <b>NARROW CAB</b>	1995	10/2002	CH045	LT	1535	709	R		C	160
CANTER FE534, FE539 F/C CAB-CHASSIS - <b>NARROW CAB</b>	11/2002	1/2005	CH631	LT	1547	758	R		D	168
CANTER FE637, FG637, FE639, FE647, FE649, FG649, FE657, FE659 F/C CAB-CHASSIS - <b>WIDE CAB</b>	1995	1/2005	CH044	LT	1841	755	R		D	168
CANTER FG649 4WD F/C CAB-CHASSIS - <b>WIDE CAB</b>	1995		CH044	LT	1841	755	R		D	168
CANTER FE73 F/C CAB-CHASSIS - <b>NARROW CAB</b>	2/2005		CH632	LBT	1528	677	R		D	168
CANTER FE83, FE84, FE85 F/C CAB-CHASSIS - <b>WIDE CAB</b>	2/2005		CH630	LT	1829	742	R		D	168



# DOMESTIC WINDSCREEN CATALOGUE

Effective SEPTEMBER 2009

DESCRIPTION	DATE FROM	DATE TO	PGI CODE	STOCK COLOUR	BOTTOM WIDTH	CENTRE HEIGHT	INST. TYPE	EXTRAS REQ?	CAT	R.R.P. (inc GST)
<b>MITSUBISHI COMMERCIALS</b>										
<b>FM104, T650, T654, FUSO</b> F/C CAB-CHASSIS	1970	1975	CH305	LT	1785	720	R	P	RP	410
<b>FK102, FK115, FM215, FUSO</b> F/C CAB-CHASSIS	1976	1984	CH724	LT	1858	675	R	P	D	168
<b>FK415, FK417, FK418, FK455, FK457, FM515, FM555, FM557</b> F/C CAB-CHASSIS	1985	1995	CH589	LT	1834	790	R	P	E	180
<b>FK61, FK617, FK618, FM61, FM65, FM67, FM618, FM657, FM658, FM677, FN61, FN62, FN64, FIGHTER</b> F/C CAB-CHASSIS	1995		CH049	LT	1911	856	R		D	168
<b>FV103, FUSO</b> F/C CAB-CHASSIS	1973	1984	CH306	LT	2235	660	R	P	E	180
<b>FV415, FV417, FP417, FP418, FV418, FS427, FS428, FV458, FUSO</b> F/C CAB-CHASSIS	1985	6/1998	CH563	LT	2147	792	R	P	E	180
<b>FV51, FV517, FS527, FP547, FV547, FV51, FS52, FP54, FV54</b> F/C CAB-CHASSIS	7/1998		CH590	LT	2283	829	R		E	180
<b>L200 MA, MB, MC, MD</b> UTILITY	1979	9/1986	CH673	LBT	1380	645	R	P	B	144
<b>L300 EXPRESS, STARWAGON SA, SB, SC, SD, SE, D50</b> VAN, UTILITY	5/1979	9/1986	CH730	LBT	1475	600	R	P	A	118
<b>L300 EXPRESS SF, SG, SH, SJ</b> VAN	10/1986		CH655	LBT	1461	686	R/U	P	A	118
<b>L300 EXPRESS, WA</b> SBV VAN (WALK THRU)	9/1994	2006	CH028	LT	1486	1007	U	P	C	160
<b>TRITON ME, MF, MG, MH, MJ</b> UTILITY, CAB-CHASSIS	10/1986	9/1996	CH656	LBT	1429	635	U		A	118
<b>TRITON MK</b> UTILITY, CAB-CHASSIS	10/1996	9/2003	CH058	LBT	1441	690	U	P	A	118
<b>TRITON MK</b> UTILITY, CAB-CHASSIS	10/2003	6/2006	CH058MP	LBT	1441	690	U	P	A	118
<b>TRITON ML</b> UTILITY, CAB-CHASSIS	7/2006		CH658MP	LBT	1440	775	U	P	A	118
<b>ROSA BE600, BE635, BE649</b> BUS	2000		ECH073	LBT	1927	888	R		RP	210

## MORRIS

<b>MAJOR SERIES 11</b> 4 DR SEDAN	1958	1964	LY034	LC	1188	422	R	P	E	180
<b>MARINA</b> 4 DR SEDAN, 2 DR COUPE	1972	1973	LY040	LT	1364	557	R	P	D	168



# DOMESTIC WINDSCREEN CATALOGUE

Effective SEPTEMBER 2009

DESCRIPTION	DATE FROM	DATE TO	PGI CODE	STOCK COLOUR	BOTTOM WIDTH	CENTRE HEIGHT	INST. TYPE	EXTRAS REQ?	CAT	R.R.P. (inc GST)
<b>MINI 850, 1000, 1100, CLUBMAN, COOPER, COOPER "S"</b> 2 DR SEDAN, PANEL VAN	1961	1978	LY001	LT	1164	400	R	P	B	144



# DOMESTIC WINDSCREEN CATALOGUE

Effective SEPTEMBER 2009

DESCRIPTION	DATE FROM	DATE TO	PGI CODE	STOCK COLOUR	BOTTOM WIDTH	CENTRE HEIGHT	INST. TYPE	EXTRAS REQ?	CAT	R.R.P. (inc GST)
<b>MORRIS (CONT.)</b>										
<b>MINI-MOKE</b> SOFT-TOP (FLAT WINDSCREEN)	1966	1983	LY009	LBT	1125	455	F		B	144
<b>MINOR 1000</b> 2 & 4 DR SEDAN, UTILITY, PANEL VAN (ONE-PIECE WINDSCREEN)	1957	1964	LY008	LBT	1119	370	R	P	C	160
<b>NIKI</b>										
<b>FSM 650</b> 2 DR SEDAN	1989	1993	NK100	LC	1125	510	R	P	E	180
<b>NISSAN</b>										
<b>1000 B10</b> 2 DR SEDAN, WAGON	1966	5/1970	DN096	LBT	1232	545	R	P	C	160
<b>1000 B20</b> UTILITY	1966	4/1971	DN096	LBT	1232	545	R	P	C	160
<b>1000 KB10</b> 2 DR COUPE	1966	5/1970	<b>DN054</b>	<b>LT</b>	1230	559	R	P	<b>RP</b>	POA
<b>1200 B110</b> 4 DR SEDAN, WAGON	6/1970	2/1974	DN098	LBT	1312	525	R	P	B	144
<b>1200 KB110</b> 2 DR COUPE	6/1970	2/1974	DN099	LBT	1307	520	R	P	C	160
<b>1200 B120</b> UTILITY	5/1971	1985	DN098	LBT	1312	525	R	P	B	144
<b>120Y B210</b> 4 DR SEDAN, WAGON	3/1974	1979	DN100	LBT	1262	550	R	P	C	160
<b>120Y KB210</b> 2 DR COUPE	3/1974	1979	DN101	LBT	1261	530	R	P	C	160
<b>1600 P510</b> 4 DR SEDAN, WAGON	1/1968	8/1972	DN103	LBT	1353	575	R	P	C	160
<b>180B 610</b> 4 DR SEDAN, WAGON	9/1972	9/1977	DN104	LBT	1360	606	K		B	144
<b>180B SSS KN610</b> 2 DR COUPE	9/1972	9/1977	DN105	LBT	1363	595	K		D	168
<b>200B 810</b> 4 DR SEDAN, WAGON	10/1977	1981	DN401	LBT	1441	647	K		B	144
<b>200B KN810</b> 2 DR COUPE	10/1977	1979	DN402	LBT	1454	637	K		B	144
<b>200SX S14</b> 2 DR COUPE	10/1994	10/2000	DN048	LBT	1454	804	U	E	C	160



# DOMESTIC WINDSCREEN CATALOGUE

Effective SEPTEMBER 2009

DESCRIPTION	DATE FROM	DATE TO	PGI CODE	STOCK COLOUR	BOTTOM WIDTH	CENTRE HEIGHT	INST. TYPE	EXTRAS REQ?	CAT	R.R.P. (inc GST)
<b>NISSAN (cont.)</b>										
200SX S15 2 DR COUPE	11/2000		DN094	LBT	1447	801	U	E	C	160
240K C110 4 DR SEDAN	1973	1978	DN117	LBT	1420	595	K		D	168
240K KC110 2 DR COUPE	1973	1978	DN116	LBT	1422	562	K		D	168
240C, 260C H230 4 DR SEDAN, WAGON	8/1971	10/1975	DN112	LBT	1447	612	R	P	D	168
240C KH230 2 DR COUPE	8/1971	1973	DN121	LBT	1437	585	K		D	168
260, 280C 330 4 DR SEDAN	11/1975	11/1979	DN114	LBT	1463	607	K		D	168
280C 430 4 DR SEDAN	12/1979	4/1984	DN994	LBT	1487	672	K		C	160
300C Y30 4 DR SEDAN	5/1984	1988	DN543	LBT	1467	740	U	P	C	160
240Z, 260Z S30 2 DR COUPE	9/1970	1/1979	DN111	LBT	1406	555	R	P	C	160
280ZX S130 2 DR COUPE	2/1979	4/1984	DN589	LBT	1456	610	U		C	160
300ZX Z31 2 DR COUPE, TARGA-TOP	5/1984	11/1989	DN544	LBT	1436	755	U	P	C	160
300ZX Z32 2 DR COUPE, TARGA-TOP	12/1989	2000	DN782	LBT	1500	790	U	P	C	160
350Z Z33 2 DR COUPE	12/2002		DN783MP	LT	1537	770	U	P	C	160
370Z Z34 2 DR COUPE	4/2009		<b>DN784MP</b>	<b>LBT</b>			U	P	<b>RP</b>	POA
BLUEBIRD 910 4 DR SEDAN, WAGON	5/1981	1986	DN985	LBT	1424	695	K/U		B	144
BLUEBIRD U13 4 DR SEDAN (SSS MODEL HAS HEAD-UP DISPLAY)	10/1993	9/1997	DN032	LBT	1451	866	U	E	C	160
DUALIS ST J10 WAGON	10/2007		DN628MW	LBT	1400	961	U	P	C	160
DUALIS Ti J10 WAGON (RAIN SENSOR PATCH)	10/2007		<b>DN628MWR</b>	<b>LBT</b>	1400	961	U	P	<b>RP</b>	POA
FAIRLADY 1500 SP310 2 DR CONVERTIBLE	10/1963	4/1965	DN005	LC	1230	377	F	P	RP	210
FAIRLADY 1600, 2000 SPL311, SRL311 2 DR CONVERTIBLE	5/1965	1970	DN990	LC	1222	450	F	P	RP	220
GAZELLE S12 3 DR HATCHBACK	1/1984	1989	DN433	LBT	1388	750	U	P	C	160
GT-R R35 2 DR COUPE	3/2009		<b>DN5003</b>	<b>LBT</b>			U	P	<b>RP</b>	POA
INFINITI Q45 4 DR SEDAN	7/1993	1997	DN053	LBT	1520	846	U	P	RP	POA



# DOMESTIC WINDSCREEN CATALOGUE

Effective SEPTEMBER 2009

DESCRIPTION	DATE FROM	DATE TO	PGI CODE	STOCK COLOUR	BOTTOM WIDTH	CENTRE HEIGHT	INST. TYPE	EXTRAS REQ?	CAT	R.R.P. (inc GST)
<b>NISSAN (cont.)</b>										
MAXIMA J30 4 DR SEDAN	4/1990	1/1995	DN119	LBT	1532	830	U	E	C	160
MAXIMA A30, A32 4 DR SEDAN	2/1995	11/1999	DN047	LBT	1512	858	U	P	C	160
MAXIMA A33 4 DR SEDAN	12/1999	11/2003	DN092MP	LBT	1491	909	U	P	C	160
MAXIMA J31 4 DR SEDAN	12/2003	5/2009	DN109MP	LBT	1501	902	U	P	C	160
MAXIMA J32 4 DR SEDAN	6/2009		<b>DN124MP</b>	<b>LBT</b>			U	P	<b>RP</b>	POA
MICRA K11E 3 & 5 DR HATCHBACK	6/1995	1998	DN049	LT	1341	783	U	E	C	160
MICRA K12 3 & 5 DR HATCHBACK	10/2007		<b>DN050MP</b>	<b>LBT</b>	1317	845	U	P	<b>RP</b>	POA
MURANO Z50 5 DR 4WD WAGON	8/2005	12/2008	DN115MP	LBT	1576	1048	U	P	C	160
MURANO ST Z51 5 DR 4WD WAGON	1/2009		<b>DN123MP</b>	<b>LBT</b>			U	P	<b>RP</b>	POA
MURANO Ti Z51 5 DR 4WD WAGON (RAIN SENSOR PATCH)	1/2009		<b>DN123MR</b>	<b>LBT</b>			U	P	<b>RP</b>	POA
NOMAD, VANETTE C22, GC22 8 SEATER VAN	12/1986	1993	DN676	LBT	1483	830	U	P	B	144
NX B13 2 DR COUPE	10/1991	1995	DN016	LBT	1386	805	U	P	C	160
PATHFINDER WD21, VG30 4WD WAGON	12/1986	10/1995	DN623	LBT	1475	705	U	P	A	118
PATHFINDER R50, VG33 4WD WAGON	11/1995	6/2005	DN055	LBT	1468	750	U	P	A	118
PATHFINDER R51 4WD WAGON	7/2005		DN110MW	LBTG	1534	830	U	E	B	144
PATROL G60, G61 4WD WAGON (FLAT WINDSCREEN)	6/1961	5/1980	DN118	LT	1429	382	R	P	A	118
PATROL MQ, GQ, Y60 4WD WAGON (N.B. Ti MODELS HAVE INBUILT ANTENNA)	6/1980	11/1997	DN771	LBT	1436	585	R	P	A	118
PATROL GU, Y61 4WD WAGON	12/1997		DN772	LBT	1569	626	U	P	A	118
PINTARA R31 4 DR SEDAN, WAGON	6/1986	10/1989	DN594	LBT	1511	780	U		A	118
PINTARA U12 4 DR SEDAN, 5 DR HATCHBACK	11/1989	1992	DN763	LBT	1469	760	U	P	A	118
PRAIRIE M10 4 DR WAGON	12/1982	1985	DN343	LBT	1491	775	U	P	C	160
PULSAR N10 5 DR HATCHBACK	10/1980	10/1982	DN758	LBT	1364	556	R	P	B	144





# DOMESTIC WINDSCREEN CATALOGUE

Effective SEPTEMBER 2009

DESCRIPTION	DATE FROM	DATE TO	PGI CODE	STOCK COLOUR	BOTTOM WIDTH	CENTRE HEIGHT	INST. TYPE	EXTRAS REQ?	CAT	R.R.P. (inc GST)
PULSAR KN10 2 DR COUPE	10/1981	10/1982	DN204	LBT	1363	560	R	P	C	160



# DOMESTIC WINDSCREEN CATALOGUE

Effective SEPTEMBER 2009

DESCRIPTION	DATE FROM	DATE TO	PGI CODE	STOCK COLOUR	BOTTOM WIDTH	CENTRE HEIGHT	INST. TYPE	EXTRAS REQ?	CAT	R.R.P. (inc GST)
<b>NISSAN (cont.)</b>										
<b>PULSAR N12</b> 4 DR SEDAN, 5 DR HATCHBACK	11/1982	6/1987	DN265	LBT	1384	735	U	E	A	118
<b>PULSAR EXA KN12</b> 2 DR COUPE	10/1983	6/1987	DN434	LBT	1386	735	U	E	B	144
<b>PULSAR VB11</b> PANEL VAN	1983	1985	DN641	LBT	1357	695	R	P	B	144
<b>PULSAR N13</b> 4 DR SEDAN, 5 DR HATCHBACK	7/1987	10/1991	DN687	LBT	1397	795	U	P	A	118
<b>PULSAR EXA KN13</b> 2 DR COUPE (O.E.M. HS INBUILT ANTENNA)	7/1987	1994	DN688	LBT	1459	774	U	P	B	144
<b>PULSAR N14</b> 4 DR SEDAN, 5 DR HATCHBACK	11/1991	9//1995	DN689	LBT	1378	812	U	P	A	118
<b>PULSAR N15</b> 4 DR SEDAN	10/1995	6/2000	DN069	LBT	1408	815	U	P	A	118
<b>PULSAR N15</b> 5 DR HATCHBACK	10/1995	5/2001	DN069	LBT	1408	815	U	P	A	118
<b>PULSAR N16</b> 4 DR SEDAN	7/2000	4/2004	DN693MP	LBT	1415	831	U	P	A	118
<b>PULSAR N16</b> 4 DR SEDAN (MIRROR PAD JOINED TO SUNSHADE)	5/2004	12/2005	DN696MP	LBT	1415	831	U	P	A	118
<b>PULSAR N16E</b> 5 DR HATCHBACK	6/2001	12/2005	DN694MP	LBT	1415	831	U	P	B	144
<b>SERENA C23</b> PEOPLE MOVER	9/1992	1996	DN344	LBT	1524	930	U	E	C	160
<b>SKYLINE C210</b> 4 DR SEDAN	3/1978	1981	DN465	LBT	1431	622	U		C	160
<b>SKYLINE KC210</b> 2 DR COUPE	3/1978	1981	DN466	LBT	1430	620	U		C	160
<b>SKYLINE R30</b> 4 DR SEDAN, 5 DR HATCHBACK	1982	1986	DN183	LBT	1468	760	U		C	160
<b>SKYLINE KR30</b> 2 DR COUPE	1982	1986	EDN015	LBT	1457	810	U		RP	410
<b>SKYLINE R31</b> 4 DR SEDAN, WAGON	1986	1990	DN594	LBT	1511	780	U		A	118
<b>STANZA A10</b> 4 DR SEDAN	10/1978	1983	DN574	LBT	1402	635	K		B	144
<b>SUNNY B310</b> 4 DR SEDAN, PANEL VAN	1978	1981	DN467	LBT	1375	580	R	P	C	160
<b>SUNNY KB310</b> 2 DR COUPE, WAGON	1977	1981	DN468	LBT	1375	580	R	P	C	160
<b>TERRANO 11 JRR50</b> 4WD WAGON	2/1997	1999	DN191MP	LBT	1463	797	U	P	B	144
<b>TIIDA C11</b> 4 DR SEDAN, 5 DR HATCHBACK	2/2006		DN120MP	LBT	1340	890	U	P	C	160
<b>E20</b> 15 SEATER MICROBUS, VAN	4/1974	1980	DN292	LBT	1570	655	R	P	C	160



# DOMESTIC WINDSCREEN CATALOGUE

Effective SEPTEMBER 2009

DESCRIPTION	DATE FROM	DATE TO	PGI CODE	STOCK COLOUR	BOTTOM WIDTH	CENTRE HEIGHT	INST. TYPE	EXTRAS REQ?	CAT	R.R.P. (inc GST)
<b>NISSAN (cont.)</b>										
<b>VANETTE C20, C120</b> 8 SEATER VAN	11/1980	10/1986	DN988	LBT	1401	735	R	P	B	144
<b>VANETTE, NOMAD C22, GC22</b> 8 SEATER VAN	11/1986	1993	DN676	LBT	1483	830	U	P	B	144
<b>X-TRAIL T30</b> 4WD WAGON	10/2001	9/2007	DN624	LT	1430	895	U	P	A	118
<b>X-TRAIL T31</b> 4WD WAGON	10/2007		DN627MP	LBT	1448	905	U	P	A	118
MIRROR BUTTON FITTED			DN627MB	LBT					A	118
<b>NISSAN COMMERCIALS</b>										
<b>1300, 1500 - 520, 521</b> UTILITY, CAB-CHASSIS	1965	4/1970	DN287	LT	1321	550	R	P	D	168
<b>1500 - 620</b> UTILITY, CAB-CHASSIS	5/1970	1979	DN288	LBT	1398	565	R	P	C	160
<b>1500, 1800, 2200, 2500 - 720</b> UTILITY, CAB-CHASSIS	1/1980	12/1985	DN633	LBT	1385	627	R	P	B	144
<b>CABALL C240, C340</b> F/C CAB-CHASSIS	1967	4/1982	DN289	LT	1433	575	R	P	C	160
<b>CABSTAR F22</b> F/C SWB <b>NARROW CAB</b> (FIXED CAB)	5/1982	1995	DN205	LT	1542	685	R	P	D	168
<b>CABSTAR H40</b> F/C LWB <b>WIDE CAB</b> (TILT CAB)	5/1982	1995	DN206	LT	1846	670	R	P	D	168
<b>CIVILLIAN W40</b> 20 & 22 SEATER BUS	10/1984	7/1999	DN562	LT	1929	875	R	P	E	180
<b>CIVILLIAN W41</b> 20 & 22 SEATER BUS	8/1999		DN563	LBTG	2012	940	U	P	E	180
<b>E20</b> VAN, MICROBUS	4/1974	10/1980	DN292	LBT	1570	655	R	P	C	160
<b>HOMER T640, T641, VT20</b> F/C CAB-CHASSIS, UTILITY	1963	1976	DN291	LBT	1430	505	R	P	D	168
<b>HOMER F20</b> F/C CAB-CHASSIS	1976	1980	DN413	LC	1430	580	R	P	C	160
<b>NAVARA D21, D22</b> UTILITY, CAB-CHASSIS	1/1986		DN623	LBT	1475	705	U	P	A	118
<b>NAVARA D40</b> (V.I.N. Prefix <b>VSKCAND40</b> ) DUAL-CAB UTILITY MANUFACTURED IN SPAIN	12/2005		DN110MW	LBTG	1534	830	U	E	B	144
<b>NAVARA D40</b> (V.I.N. Prefix <b>MNTACUD40</b> ) SINGLE & KING-CAB UTILITY, CAB-CHASSIS MANUFACTURED IN THAILAND	2/2008		DN122MW	LBTG	1527	824	U	P	B	144



# DOMESTIC WINDSCREEN CATALOGUE

Effective SEPTEMBER 2009

DESCRIPTION	DATE FROM	DATE TO	PGI CODE	STOCK COLOUR	BOTTOM WIDTH	CENTRE HEIGHT	INST. TYPE	EXTRAS REQ?	CAT	R.R.P. (inc GST)
<b>NISSAN COMMERCIALS (cont.)</b>										
<b>PATROL G60, G61</b> 4WD WAGON, SOFT-TOP & HARD-TOP, CAB-CHASSIS (FLAT WINDSCREEN)	6/1961	5/1980	DN118	LT	1429	382	R	P	A	118
<b>PATROL MQ, GQ, Y60</b> 4WD WAGON, CAB-CHASSIS	6/1980	11/1997	DN771	LBT	1436	585	R	P	A	118
<b>PATROL GU, Y61</b> CAB-CHASSIS	12/1997	3/2000	DN772	LBT	1569	626	U	P	A	118
<b>"THE UTE" XG</b> UTILITY	8/1988	1991	FD463	LBT	1674	697	U		A	118
<b>URVAN E23</b> VAN, MICROBUS	11/1980	12/1986	DN987	LBT	1541	695	R	P	B	144
<b>URVAN E24</b> VAN, MICROBUS	3/1987	1993	DN679	LT	1541	825	R	P	B	144
<b>VANETTE C20, C120</b> VAN	11/1980	10/1986	DN988	LBT	1401	735	R	P	B	144
<b>VANETTE, NOMAD C22, GC22</b> VAN	11/1986	1993	DN676	LBT	1483	830	U	P	B	144
<b>PEUGEOT</b>										
<b>205</b> 3 DR HATCHBACK	10/1987	1995	PT711	LBT	1344	710	R		C	160
<b>206 XR</b> 3 & 5 DR HATCHBACK	9/1999	2/2007	PT712W	LBT	1391	965	U	P	E	180
<b>206 C, GTi, XT</b> 3 & 5 DR HATCHBACK (RAIN SENSOR PATCH - RADIUS ENDS)	9/1999	2005	PT712WR	LBT	1391	965	U	P	E	180
<b>206 GTi, XT</b> 3 & 5 DR HATCHBACK (RAIN SENSOR PATCH - SQUARE ENDS)	2005	2/2007	<b>PT714MWR</b>	<b>LBT</b>	1391	965	U	P	<b>RP</b>	POA
<b>206 1.6i</b> 2 DR CABRIOLET, COUPE-CONVERTIBLE	1/2001	2/2007	PT713MW	LBT	1388	974	U	P	C	160
<b>206 2.0i</b> 2 DR CABRIOLET, COUPE-CONVERTIBLE (RAIN SENSOR PATCH)	1/2001	2/2007	PT713MWR	LBT	1388	974	U	P	E	180
<b>207 XR</b> 3 & 5 DR HATCHBACK	3/2007		<b>PT715MW</b>	<b>LBT</b>			U	E	<b>RP</b>	POA
<b>207 GT, XE, XT</b> 3 & 5 DR HATCHBACK (RAIN SENSOR PATCH)	3/2007		<b>PT715MWR</b>	<b>LBT</b>			U	E	<b>RP</b>	POA
<b>207</b> 2 DR CABRIOLET, COUPE-CONVERTIBLE OEM HAS RADIO ARIEL AT TOP	3/2007		<b>PT716MWA</b>	<b>LBT</b>			U	E	<b>RP</b>	POA
MIRROR BUTTON & RAIN SENSOR BRACKET FITTED			PT716ACC	LBT					RP	POA
<b>306</b> 4 DR SEDAN, 3 & 5 DR HATCHBACK	4/1994	10/2001	PT002	LT	1434	813	U	E	C	160



# DOMESTIC WINDSCREEN CATALOGUE

Effective SEPTEMBER 2009

DESCRIPTION	DATE FROM	DATE TO	PGI CODE	STOCK COLOUR	BOTTOM WIDTH	CENTRE HEIGHT	INST. TYPE	EXTRAS REQ?	CAT	R.R.P. (inc GST)
<b>PEUGEOT (cont.)</b>										
<b>306</b> 4 DR SEDAN, 3 & 5 DR HATCHBACK (RAIN SENSOR PATCH)	4/1994	10/2001	EPT002MR	LBT	1434	813	U	E	E	180
<b>306</b> 2 DR CABRIOLET	4/1994	2002	PT004	LT	1434	750	U	P	C	160
<b>307</b> 3 & 5 DR HATCHBACK, WAGON	11/2001	12/2007	PT307MW	LBT	1424	1124	U	E	C	160
<b>307</b> 3 & 5 DR HATCHBACK, WAGON (RAIN SENSOR PATCH)	11/2001	12/2007	PT307MWR	LT	1424	1124	U	E	D	168
<b>307</b> 2 DR CONVERTIBLE (RAIN SENSOR PATCH)	1/2003		<b>PT308MWR</b>	<b>LBT</b>	1412	1130	U	E	<b>RP</b>	POA
MIRROR BUTTON & RAIN SENSOR BRACKET FITTED			PT308ACC	LBT					RP	POA
<b>308 XS</b> 5 DR HATCHBACK, WAGON	2/2008		<b>PT309MW</b>	<b>LBT</b>	1424	1124	U	E	<b>RP</b>	POA
<b>308 XSE, XTE</b> 5 DR HATCHBACK, WAGON (RAIN SENSOR PATCH)	2/2008		<b>PT309MWR</b>	<b>LBT</b>	1424	1124	U	E	<b>RP</b>	POA
MIRROR BUTTON & RAIN SENSOR BRACKET FITTED			PT309ACC	LBT					RP	POA
<b>308</b> 2 DR CONVERTIBLE (RAIN SENSOR PATCH)	2009		<b>PT310MWR</b>	<b>LBT</b>			U		<b>RP</b>	POA
<b>404</b> 4 DR SEDAN, WAGON, UTILITY	11/1962	1972	PT236	LBT	1489	470	R	P	C	160
<b>405</b> 4 DR SEDAN, WAGON	2/1989	1998	PT749	LBTG	1500	780	U	E	C	160
<b>406</b> 4 DR SEDAN, WAGON	9/1996	8/2004	PT006	LT	1502	858	U	P	C	160
<b>406</b> 4 DR SEDAN, WAGON (RAIN SENSOR PATCH)	(RAIN 9/1996	8/2004	PT006MWR	LBT	1502	858	U	P	E	180
<b>406 D8</b> 2 DR COUPE	10/1997	7/1999	<b>PT751MW</b>	<b>LBT</b>	1468	930	U	P	<b>RP</b>	POA
<b>406 D9</b> 2 DR COUPE (RAIN SENSOR PATCH)	8/1999	8/2004	PT751MWR	LBT	1468	930	U	P	E	180
<b>407</b> 4 DR SEDAN, WAGON (RAIN SENSOR PATCH)	9/2004		<b>PT752MWR</b>	<b>LBT</b>	1434	1074	U		<b>RP</b>	POA
MIRROR BUTTON & RAIN SENSOR BRACKET FITTED			PT752ACC	LBT					RP	POA
<b>407</b> 2 DR COUPE (RAIN SENSOR PATCH)	9/2004		<b>PT753MWR</b>	<b>LBT</b>	1434	1074	U		<b>RP</b>	POA
MIRROR BUTTON & RAIN SENSOR BRACKET FITTED			PT753ACC	LBT					RP	POA
<b>504</b> 4 DR SEDAN, WAGON	6/1970	1982	PT237	LBT	1400	580	R	P	C	160



# DOMESTIC WINDSCREEN CATALOGUE

Effective SEPTEMBER 2009

DESCRIPTION	DATE FROM	DATE TO	PGI CODE	STOCK COLOUR	BOTTOM WIDTH	CENTRE HEIGHT	INST. TYPE	EXTRAS REQ?	CAT	R.R.P. (inc GST)
<b>PEUGEOT (cont.)</b>										
505 4 DR SEDAN, WAGON	10/1980	1993	PT753	LBT	1447	680	R	P	C	160
604 4 DR SEDAN	3/1978	1982	PT484	LBT	1498	720	R	P	D	168
605 4 DR SEDAN	3/1994	12/1996	PT005	LT	1562	888	U	E	C	160
607 4 DR SEDAN (RAIN SENSOR PATCH)	10/2001		PT486MWR	LBT	1520	968	U		E	180
EXPERT SBV VAN	8/2008		<b>PT500MWR</b>	<b>LBT</b>			U		<b>RP</b>	POA
PARTNER PANEL VAN	8/2008		CN008MP	LT	1477	850	U	P	D	168

## PORSCHE

356 2 DR COUPE, 2 DR CABRIOLET ("CREASED CENTRELINE" BENT WINDSCREEN)	1952	1955	<b>PS1000</b>	<b>LC</b>			R		<b>RP</b>	POA
356, 356-A SPEEDSTER, 2 DR CONVERTIBLE	1954	1959	PS005	LT	1302	323	F	P	E	180
356, 356-A SPEEDSTER, 2 DR CONVERTIBLE (SMALLER THAN PS005 FOR EASIER FIT)	1954	1959	PS243	LT	1297	323	F	P	E	180
356, 356-A 2 DR COUPE, 2 DR CABRIOLET	1956	1959	PS242	LT	1293	363	R	P	E	180
356-A CONVERTIBLE D 2 DR CONVERTIBLE	8/1958	9/1959	PS1003	LT	1295	353	F	P	E	180
356-B T-5, T-6 ROADSTER 2 DR CONVERTIBLE	1960	1962	PS1003	LT	1295	353	F	P	E	180
356-B T-5 2 DR COUPE, 2 DR CABRIOLET	1960	1961	<b>PS1001</b>	<b>LC</b>		394	R		<b>RP</b>	POA
356-B T-6, 356-C 2 DR COUPE, 2 DR CABRIOLET	1962	1965	PS003	LBT	1290	394	R	P	RP	340
911, 912, 930, CARRERA 930 SERIES 2 DR COUPE, TARGA-TOP, CABRIOLET (N.B. SOME MODELS HAVE INBUILT ANTENNA)	10/1963	9/1989	PS241	LBTG	1399	605	R	P	E	180
911, CARRERA 964, 993 SERIES 2 DR COUPE, TARGA-TOP, CABRIOLET (N.B. SOME MODELS HAVE INBUILT ANTENNA)	10/1989	12/1998	PS004	LBTG	1411	616	U	P	E	180
911, CARRERA 996 SERIES 2 DR COUPE, TARGA-TOP, CABRIOLET (N.B. SOME MODELS HAVE INBUILT ANTENNA)	1/1998	12/2005	PS008MW	LBTG	1472	774	U	E	E	180
911, CARRERA 997 SERIES 2 DR COUPE, TARGA-TOP, CABRIOLET (N.B. SOME MODELS HAVE INBUILT ANTENNA)	9/2004		<b>PS011</b>	<b>LBTG</b>	1484	776	U	E	<b>RP</b>	POA



# DOMESTIC WINDSCREEN CATALOGUE

Effective SEPTEMBER 2009

DESCRIPTION	DATE FROM	DATE TO	PGI CODE	STOCK COLOUR	BOTTOM WIDTH	CENTRE HEIGHT	INST. TYPE	EXTRAS REQ?	CAT	R.R.P. (inc GST)
<b>PORSCHE (cont.)</b>										
<b>914</b> 2 DR COUPE, 2 DR TARGA-TOP	1969	1976	<b>PS410</b>	<b>LBTG</b>			K		<b>RP</b>	POA
<b>924, 944</b> 2 DR COUPE	5/1977	3/1988	PS411S	LBTG	1416	725	K		E	180
<b>924, 944</b> 2 DR COUPE (AIR BAGS FITTED)	4/1988	1992	PS411L	LBTG	1427	725	U	E	E	180
<b>928</b> 2 DR COUPE	2/1978	1995	PS485	LBTG	1532	711	K		E	180
<b>944</b> 2 DR CABRIOLET	10/1989	1992	PS006	LT	1421	668	U	P	E	180
<b>968</b> 2 DR COUPE	2/1992	1995	PS007	LBTG	1424	726	U	P	E	180
<b>BOXSTER 986 SERIES</b> 2 DR CABRIOLET (N.B. SOME MODELS HAVE INBUILT ANTENNA)	1/1997	2/2005	PS009MW	LBTG	1472	717	U	E	E	180
<b>BOXSTER 987 SERIES</b> 2 DR CABRIOLET (N.B. SOME MODELS HAVE INBUILT ANTENNA)	3/2005		<b>PS012</b>	<b>LBTG</b>			U	E	<b>RP</b>	POA
<b>CAYENNE</b> 4WD WAGON (RAIN SENSOR PATCH)	6/2003		VW020WR	LBT	1541	915	U	E	E	180
<b>CAYMAN 987 SERIES</b> 2 DR COUPE (N.B. SOME MODELS HAVE INBUILT ANTENNA)	2/2006		<b>PS012</b>	<b>LBTG</b>			U	E	<b>RP</b>	POA
<b>CAYMAN 987 SERIES</b> 2 DR COUPE (N.B. SOME MODELS HAVE INBUILT ANTENNA) (RAIN SENSOR PATCH) RAIN SENSORS ARE AN OPTIONAL EXTRA	2/2006		<b>PS012WR</b>	<b>LBTG</b>			U	E	<b>RP</b>	POA
<b>PANAMERA</b> 5 DR HATCHBACK	2009		<b>PS013</b>	<b>LBTG</b>			U	E	<b>RP</b>	POA

## PROTON

<b>GEN 2 CM</b> 5 DR HATCHBACK	10/2004		PR004MP	LBT	1363	829	U		D	168
<b>JUMBUCK</b> UTILITY	2/2003		CH014	LBT	1437	803	U	P	B	144
<b>M21</b> 2 DR COUPE	10/1997	2000	CH013	LBT	1433	822	U	P	B	144
<b>PERSONA</b> 5 DR HATCHBACK	11/1996	2005	CH014	LBT	1437	803	U	P	B	144
<b>PERSONA CM</b> 4 DR SEDAN, 5 DR HATCHBACK	2/2008		PR004MP	LBT	1363	829	U		D	168
<b>SATRIA</b> 3 DR HATCHBACK	2/1997	2005	CH013	LBT	1433	822	U	P	B	144



# DOMESTIC WINDSCREEN CATALOGUE

Effective SEPTEMBER 2009

DESCRIPTION	DATE FROM	DATE TO	PGI CODE	STOCK COLOUR	BOTTOM WIDTH	CENTRE HEIGHT	INST. TYPE	EXTRAS REQ?	CAT	R.R.P. (inc GST)
<b>PROTON (cont.)</b>										
<b>SATRIA</b> 3 DR HATCHBACK	2/2007		<b>PR005</b>	<b>LBT</b>	1378	908	U	P	<b>RP</b>	POA
<b>SAVVY BT</b> 5 DR HATCHBACK	3/2006		<b>PR003</b>	<b>LBT</b>	1370	865	U	P	<b>RP</b>	POA
<b>WAJA CF</b> 4 DR SEDAN	11/2001	2005	PR002MP	LBT	1367	794	U	P	D	168
<b>WIRA</b> 4 DR SEDAN,	11/1996	2005	CH014	LBT	1437	803	U	P	B	144
<b>RENAULT</b>										
<b>R12</b> 4 DR SEDAN, WAGON	11/1970	1977	RT244	LBT	1283	585	R	P	D	168
<b>R15, R17</b> 2 DR COUPE	5/1973	1980	RT003	LC	1359	676	R	P	D	168
<b>R16</b> 4 DR SEDAN, WAGON	6/1968	1977	RT245	LBT	1380	536	R	P	D	168
<b>R18</b> 4 DR SEDAN, WAGON	5/1980	1983	RT706	LBT	1458	641	R	P	D	168
<b>R19</b> 4 DR SEDAN, 5 DR HATCHBACK	9/1991	1996	RT004	LT	1439	784	U	P	C	160
<b>R20</b> 5 DR HATCHBACK	3/1979	1983	RT489	LBT	1460	650	R	P	D	168
<b>R21</b> 4 DR SEDAN	12/1987	1991	RT450	LBT	1497	867	U	P	D	168
<b>R25</b> 4 DR SEDAN, 5 DR HATCHBACK	7/1985	1991	RT592	LT	1570	770	U	P	D	168
<b>CARAVELLE, FLORIDE</b> 2 DR COUPE, 2 DR CONVERTIBLE	1958	1968	RT024	LC	1325	501	R	P	RP	270
<b>CLIO AUTHENTIQUE, CAMPUS, DYNAMIQUE, EXPRESION, PRIVELEGE X65</b> 3 & 5 DR HATCHBACK	5/2001	7/2008	RT014MP	LBT	1344	799	U	P	C	160
<b>CLIO SPORT X65</b> 3 & 5 DR HATCHBACK (RAIN SENSOR PATCH)	12/2001	12/2006	<b>RT014MR</b>	<b>LBT</b>	1344	799	U	P	<b>RP</b>	POA
<b>CLIO SPORT X85</b> 3 DR HATCHBACK	8/2008		<b>RT022MP</b>	<b>LBT</b>			U	P	<b>RP</b>	POA
<b>FUEGO</b> 3 DR HATCHBACK	10/1982	1988	RT313	LBT	1451	730	R	P	D	168
<b>GRAND SCENIC J84</b> WAGON (RAIN SENSOR PATCH)	1/2007		RT018MWR	LBT	1600	1093	U		E	180
<b>KANGOO X76</b> PANEL-VAN	8/2004		RT020MP	LBT	1383	764	U	P	C	160





# DOMESTIC WINDSCREEN CATALOGUE

Effective SEPTEMBER 2009

DESCRIPTION	DATE FROM	DATE TO	PGI CODE	STOCK COLOUR	BOTTOM WIDTH	CENTRE HEIGHT	INST. TYPE	EXTRAS REQ?	CAT	R.R.P. (inc GST)
<b>RENAULT (CONT.)</b>										
<b>KOLEOS</b> WAGON	9/2008		<b>RT025MWR</b>	<b>LBT</b>					<b>RP</b>	POA
<b>LAGUNA</b> 5 DR HATCHBACK	4/1995	2/2002	RT008	LT	1429	931	U	E	C	160
<b>LAGUNA EXPRESSION, AUTHENTIQUE</b> 5 DR HATCHBACK, WAGON	3/2002	12/2006	RT015MW	LBT	1446	977	U		C	160
<b>LAGUNA PRIVILEGE, DCi</b> 5 DR HATCHBACK, WAGON (RAIN SENSOR PATCH)	3/2002		RT015MR	LBT	1446	977	U		E	180
<b>MASTER X70</b> VAN & CAB-CHASSIS	8/2004		IH204MP	LT	1748	876	U	P	E	180
<b>MEGANE X64</b> 2 DR CABRIOLET	5/2001	6/2006	RT016MP	LBT	1390	767	U	P	C	160
<b>MEGANE II X84</b> 2 DR COUPE-CABRIOLET (RAIN SENSOR PATCH)	7/2006		<b>RT023MWR</b>	<b>LBT</b>			U		<b>RP</b>	POA
<b>MEGANE II X84</b> 3 & 5 DR HATCHBACK, 4 DR SEDAN (RAIN SENSOR PATCH)	12/2003		RT017MWR	LBT	1455	951	U		E	180
<b>SCENIC</b> 4WD WAGON	5/2001	12/2004	RT013MP	LT	1373	944	U	P	C	160
<b>SCENIC AUTHENTIQUE J84</b> 4WD WAGON	1/2005	12/2006	<b>RT018MP</b>	<b>LBT</b>	1600	1093	U		<b>RP</b>	POA
<b>SCENIC DYNAMIQUE, EXPRESSION, LATTITUDE J84</b> 4WD WAGON (RAIN SENSOR PATCH)	1/2005		RT018MWR	LBT	1600	1093	U		E	180
<b>TRAFFIC X83</b> SWB & LWB VAN	4/2004		RT021MW	LBT	1667	1050	U		D	168
<b>TRAFFIC X83</b> SWB & LWB VAN (RAIN SENSOR PATCH)	4/2004		<b>RT021MWR</b>	<b>LBT</b>	1667	1050	U		<b>RP</b>	POA

## ROLLS ROYCE

<b>CAMARGUE</b> 2 DR COUPE	3/1975	1986	RR001	LBTG	1616	725	R	P	RP	330
<b>CORNICHE</b> 2 DR CONVERTIBLE	1/2000	12/2002	<b>RR003</b>	<b>LBTG</b>			U		<b>RP</b>	POA
<b>PHANTOM</b> 4 DR SEDAN (RAIN SENSOR PATCH)	9/2003		<b>RR004R</b>	<b>LBTG</b>			U		<b>RP</b>	POA
<b>PHANTOM</b> 2 DR COUPE (RAIN SENSOR PATCH)	9/2003		<b>RR006R</b>	<b>LBTG</b>			U		<b>RP</b>	POA



# DOMESTIC WINDSCREEN CATALOGUE

Effective SEPTEMBER 2009

DESCRIPTION	DATE FROM	DATE TO	PGI CODE	STOCK COLOUR	BOTTOM WIDTH	CENTRE HEIGHT	INST. TYPE	EXTRAS REQ?	CAT	R.R.P. (inc GST)
<b>ROLLS ROYCE (cont.)</b>										
<b>PHANTOM</b> 2 DR CONVERTIBLE (RAIN SENSOR PATCH)	9/2007		<b>RR005R</b>	<b>LBTG</b>			U		<b>RP</b>	POA
<b>SILVER CLOUD</b> 4 DR SEDAN	1955	1965	RR394	LT	1375	380	R	P	RP	290
<b>SILVER SHADOW</b> 4 DR SEDAN	1966	1980	RR374	LT	1522	500	R	P	RP	280
<b>SILVER DAWN, SILVER SPIRIT, SILVER SPUR, FLYING SPUR</b> 4 DR SEDAN	2/1981	5/1998	RR468	LT	1608	664	K/U		RP	270
<b>SILVER SERAPH, PARK WARD</b> 4 DR SEDAN	6/1998	2002	<b>RR002</b>	<b>LBTG</b>	1612	663	U		<b>RP</b>	POA
<b>ROVER</b>										
<b>75 SERIES ZT</b> 4 DR SEDAN, WAGON	2/2001	2005	RV010MW	LBT	1538	883	U	E	C	160
<b>75 SERIES CONNOISSEUR ZT</b> 4 DR SEDAN, WAGON (RAIN SENSOR PATCH)	8/2004	2005	<b>RV010MWR</b>	<b>LBT</b>	1538	883	U		<b>RP</b>	POA
<b>3.0 LITRE, 3.5 LITRE P5</b> 4 DR SEDAN	1958	1973	RV005	LT	1649	449	R	P	D	168
<b>3.0 LITRE, 3.5 LITRE P5</b> 2 DR COUPE	1962	1973	RV561	LC	1648	525	R	P	D	168
<b>2000, 2200, 3500 P6</b> 4 DR SEDAN	1963	3/1977	RV247	LBT	1445	589	R	P	D	168
<b>3500 SD1, SD11, VANDEN PLAS</b> 5 DR HATCHBACK	12/1978	1987	RV488	LBT	1537	665	U		D	168
<b>416i</b> 5 DR HATCHBACK	5/1986	1990	RV640	LBT	1423	772	U	P	D	168
<b>825i, 827i</b> 4 DR SEDAN, 5 DR HATCHBACK	8/1987	1991	HA699	LBT	1494	810	U	P	B	144
<b>MGF TF</b> 2 DR CONVERTIBLE	2/1997	2002	RV009MP	LBT	1383	719	U	E	C	160
<b>QUINTET</b> 5 DR HATCHBACK	5/1983	1986	HA729	LBT	1374	677	R	P	B	144
<b>SAAB</b>										
<b>99</b> 2 & 4 DR SEDAN, 2 DR COUPE	12/1971	1/1979	SA252	LBT	1493	524	R	P	C	160
<b>900</b> 2 & 4 DR SEDAN, 2 DR COUPE	2/1979	12/1993	SA757	LBT	1501	559	R	P	C	160



# DOMESTIC WINDSCREEN CATALOGUE

Effective SEPTEMBER 2009

DESCRIPTION	DATE FROM	DATE TO	PGI CODE	STOCK COLOUR	BOTTOM WIDTH	CENTRE HEIGHT	INST. TYPE	EXTRAS REQ?	CAT	R.R.P. (inc GST)
<b>SAAB (cont.)</b>										
<b>900</b> 2 DR CABRIOLET	10/1987	12/1993	SA683	LBT	1489	620	U	E	C	160
<b>900, 9-3</b> 2 & 4 DR SEDAN, 2 DR COUPE	2/1994	9/2002	SA002	LT	1448	694	U	E	C	160
<b>900, 9-3</b> 2 DR CABRIOLET	2/1994	9/2003	SA003	LT	1444	673	U	E	C	160
<b>9-3</b> 4 DR SEDAN (RAIN SENSOR PATCH)	10/2002		SA004WR	LBT	1523	836	U	E	E	180
<b>9-3</b> 2 DR CABRIOLET (RAIN SENSOR PATCH)	10/2003		SA005WR	LT	1542	809	U		D	168
<b>9000</b> 4 DR SEDAN, 5 DR HATCHBACK	1/1986	10/1997	SA682W	LBTG	1477	772	U	E	B	144
<b>9-5</b> 4 DR SEDAN, WAGON	11/1997		SA685W	LBT	1580	824	U	E	C	160
<b>9-5</b> 4 DR SEDAN, WAGON (RAIN SENSOR PATCH)	11/1997		SA685WR	LT	1580	824	U	E	E	180
<b>SCANIA TRUCKS</b>										
<b>LB80, LB81, LB86</b> F/C	1968	1978	SV343	LT	1965	675	R	P	E	180
<b>LBT100, LB110, LBT110, LK110, LKT111, LKT141</b> F/C	1968	1981	SV344	LC	2010	728	R	P	E	180
<b>P82M, P92M, P93M, P112M, P112H, T112M, T113H, P113M, R113M, R142M, T142H, R143M, T143H, T143M</b> "2 & 3 SERIES" F/C & N/C	1981	1997	SV270	LT	2118	790	R	P	E	180
<b>P94, P114, P124, R124, T124, R144, T144, R164, T164, R500</b> "4 SERIES" F/C & N/C	6/1997	2004	SV271	LT	2279	849	R		E	180
<b>P94, P114, P124, R124, T124, R144, T144, R164, T164, P310, P420, R470, R500, R580</b> "5 SERIES" F/C & N/C	2004		SV272	LBT	2297	870	U	P	E	180
<b>SKODA</b>										
<b>S100, S110</b> 4 DR SEDAN	1974	12/1978	<b>SK003</b>	<b>LBT</b>			R	P	<b>RP</b>	POA
<b>120L, S120L</b> 4 DR SEDAN	1/1979	1983	<b>SK002</b>	<b>LBT</b>			R	P	<b>RP</b>	POA



# DOMESTIC WINDSCREEN CATALOGUE

Effective SEPTEMBER 2009

DESCRIPTION	DATE FROM	DATE TO	PGI CODE	STOCK COLOUR	BOTTOM WIDTH	CENTRE HEIGHT	INST. TYPE	EXTRAS REQ?	CAT	R.R.P. (inc GST)	
<b>SKODA (cont.)</b>											
<b>OCTAVIA</b> 2 DR SEDAN, WAGON	1960	1965	<b>SK004</b>	<b>LBT</b>			R	P	<b>RP</b>	POA	
<b>OCTAVIA 1Z</b> 4 DR SEDAN, WAGON (RAIN SENSOR PATCH)	10/2007		<b>SK005WR</b>	<b>LBT</b>	1412	940	U	P	<b>RP</b>	POA	
<b>ROOMSTER</b> MPV WAGON	10/2007		<b>SK006MW</b>	<b>LBT</b>			U	P	<b>RP</b>	POA	
<b>SUPERB</b> 4 DR SEDAN	3/2009		<b>SK007WR</b>	<b>LBT</b>			U	P	<b>RP</b>	POA	
<b>SEAT</b>											
<b>IBIZA, CORDOBA</b> 3 & 5 DR HATCHBACK	1994	9/1998	ST001	LT	1329	749	U	E	C	160	
<b>IBIZA, CORDOBA</b> 3 & 5 DR HATCHBACK (I.D. LIGHT IN MIRROR)	10/1998	2001	ST003	LT	1329	749	U	E	D	168	
<b>TOLEDO</b> 5 DR HATCHBACK	1994	2001	ST002	LT	1441	749	U	E	D	168	
<b>SMART</b>											
<b>FORTWO, CITY-COUPÉ C450, CABRIO A450</b> 3 DR HATCHBACK, 2 DR CONVERTIBLE	6/2003	12/2006	SMA001	LBT	1209	839	U	P	D	168	
<b>FORTWO E451</b> 3 DR HATCHBACK, 2 DR CONVERTIBLE	2/2008		<b>SMA004MWR</b>	<b>LT</b>			U	P	<b>RP</b>	POA	
<b>FORFOUR W454</b> 5 DR HATCHBACK	10/2004	12/2006	SMA003MW	LBT	1395	953	U	P	D	168	
<b>FORFOUR W454</b> 5 DR HATCHBACK (RAIN SENSOR PATCH) RAIN SENSORS ARE AN OPTIONAL EXTRA	10/2004	12/2006	<b>SMA003MWR</b>	<b>LBT</b>	1395	953	U	P	<b>RP</b>	POA	
<b>ROADSTER R452</b> 2 DR CONVERTIBLE	11/2003	8/2006	<b>SMA002MP</b>	<b>LBT</b>	1284	722	U	P	<b>RP</b>	POA	
<b>ROADSTER R452</b> 2 DR CONVERTIBLE (RAIN SENSOR PATCH) SENSORS ARE AN OPTIONAL EXTRA	RAIN	11/2003	8/2006	<b>SMA002MWR</b>	<b>LT</b>	1284	722	U	P	<b>RP</b>	POA
MIRROR BUTTON & RAIN SENSOR BRACKET FITTED				SMA002ACC	LBT				RP	POA	



# DOMESTIC WINDSCREEN CATALOGUE

Effective SEPTEMBER 2009

DESCRIPTION	DATE FROM	DATE TO	PGI CODE	STOCK COLOUR	BOTTOM WIDTH	CENTRE HEIGHT	INST. TYPE	EXTRAS REQ?	CAT	R.R.P. (inc GST)
<b>SSANGYONG</b>										
<b>ACTYON XDi A200, A230</b> WAGON, DUAL-CAB UTILITY	2/2007		<b>SS007MW</b>	<b>LBT</b>	1432	884	U	P	<b>RP</b>	POA
<b>ACTYON LIMITED A200, A230</b> WAGON, DUAL-CAB UTILITY (RAIN SENSOR PATCH)	2/2007		<b>SS007MWR</b>	<b>LBT</b>	1432	884	U	P	<b>RP</b>	POA
MIRROR BUTTON, OPTICAL COUPLER & WIPER PARK HEATER FITTED			SS007ACC	LBT					RP	460
<b>CHAIRMAN W100</b> 4 DR SEDAN	5/2004	12/2008	<b>SS006MW</b>	<b>LBT</b>	1580	798	U	P	<b>RP</b>	POA
<b>KORANDO</b> 4WD 3 DR WAGON & SOFT-TOP	1/1998	12/2006	SS003	LBT	1511	630	U	P	C	160
<b>KYRON D100</b> 4WD 5 DR WAGON (SOME MODELS HAVE WIPER PARK HEATER AT BOTTOM)	1/2006		<b>SS007MW</b>	<b>LBT</b>	1432	884	U	P	<b>RP</b>	POA
<b>KYRON D100</b> 4WD 5 DR WAGON (RAIN SENSOR PATCH) (SOME MODELS HAVE WIPER PARK HEATER AT BOTTOM)	(SOME 1/2006		<b>SS007MWR</b>	<b>LBT</b>	1432	884	U	P	<b>RP</b>	POA
<b>MUSSO</b> 4WD CREW-CAB UTILITY	3/2004	12/2006	SS001	LBT	1474	736	U	P	B	144
<b>MUSSO</b> 4WD CREW-CAB UTILITY (INBUILT RADIO ANTENNA)	3/2004	12/2006	<b>SS001A</b>	<b>LBT</b>	1474	736	U	P	<b>RP</b>	POA
<b>REXTON Y200, Y220</b> 4WD 5 DR WAGON (SOME MODELS HAVE WIPER PARK HEATER AT BOTTOM)	6/2003		SS002	LBT	1448	823	U	P	C	160
<b>STAVIC A100</b> 5 DR WAGON	3/2005		SS004MW	LBT	1559	974	U	P	C	160
<b>STERLING TRUCKS</b>										
<b>AT9500, LT7500, LT9500, SILVERSTAR</b> N/C	1999		FD829	LBT	1849	670	R		C	160
<b>SUBARU</b>										
<b>BRUMBY</b> UTILITY	1971	12/1981	SU144	LBT	1278	532	R	P	B	144
<b>BRUMBY</b> UTILITY	1/1982	1995	SU711	LBT	1381	625	R	P	B	144
<b>FORRESTER</b> 4WD WAGON	8/1997	5/2002	SU147MP	LBTG	1512	880	U	E	A	118
<b>FORRESTER</b> 4WD WAGON	6/2002	2/2008	SU148MW	LBTG	1528	793	U	E	A	118



# DOMESTIC WINDSCREEN CATALOGUE

Effective SEPTEMBER 2009

DESCRIPTION	DATE FROM	DATE TO	PGI CODE	STOCK COLOUR	BOTTOM WIDTH	CENTRE HEIGHT	INST. TYPE	EXTRAS REQ?	CAT	R.R.P. (inc GST)
<b>SUBARU (cont.)</b>										
FORRESTER 4WD WAGON	3/2008		SU149MW	LBT	1446	842	U	E	B	144
IMPREZA, WRX (G1) 4 DR SEDAN, 5 DR HATCHBACK	3/1993	9/2000	SU005	LBT	1405	882	U	P	A	118
IMPREZA, WRX (G2) 4 DR SEDAN	10/2000	8/2008	SU012MW	LBT	1469	862	U	P	B	144
IMPREZA, WRX (G2) 5 DR HATCHBACK, WAGON	10/2000	7/2007	SU013MW	LBT	1469	885	U	P	B	144
IMPREZA, WRX (G3) 4 DR SEDAN	9/2008		<b>SU018MW</b>	<b>LBT</b>			U	P	<b>RP</b>	POA
IMPREZA, WRX (G3) 5 DR HATCHBACK, WAGON	8/2007		SU017MW	LBT	1389	875	U	P	RP	POA
MIRROR BUTTON & STOPPERS FITTED			SU017MBW	LBT					C	160
1300, 1400, 1600 DL 2 & 4 DR SEDAN, 4WD WAGON	1971	9/1979	SU144	LBT	1278	532	R	P	B	144
1400, 1600 GSR, GFA, GFT, GFR, GL 2 DR COUPE	7/1973	1978	SU145	LB	1275	529	R	P	B	144
LEONE 4 DR SEDAN, 4WD WAGON	10/1979	7/1984	SU711	LBT	1381	625	R	P	B	144
LEONE 2 DR COUPE	1981	7/1984	SU170	LBT	1381	632	R	P	C	160
LEONE 4 DR SEDAN	8/1984	12/1990	SU574	LBT	1437	700	U	P	A	118
"L" SERIES 4 DR WAGON	8/1984	6/1994	SU574	LBT	1437	700	U	P	A	118
LIBERTY 4 DR SEDAN, WAGON	10/1989	5/1994	SU783	LBT	1489	833	U		A	118
LIBERTY, OUTBACK 4 DR SEDAN, 4WD WAGON	6/1994	9/1998	SU008	LBT	1475	860	U	E	A	118
LIBERTY, OUTBACK 4 DR SEDAN, 4WD WAGON	10/1998	8/2003	SU785MP	LBT	1496	862	U	E	A	118
LIBERTY, OUTBACK 4 DR SEDAN, 4WD WAGON	9/2003		SU786MW	LBT	1451	870	U	P	A	118
LIBERTY, OUTBACK 4 DR SEDAN, 4WD WAGON	2009		<b>SU787MW</b>	<b>LBT</b>			U	P	<b>RP</b>	POA
SHERPA 3 DR HATCHBACK	1/1983	11/1989	SU262	LBT	1206	606	R		C	160
SHERPA, FIORI 3 DR HATCHBACK, VAN	12/1989	1992	SU001	LBT	1177	744	R		C	160
SVX 2 DR COUPE	3/1992	12/1997	<b>SU016</b>	<b>LBT</b>	1255	916	U		<b>RP</b>	POA
TRIBECA B9 5 DR WAGON	10/2006		SU015MW	LBT	1535	943	U		C	160
VORTEX 2 DR COUPE	7/1985	12/1989	SU611	LBT	1459	775	U		E	180



# DOMESTIC WINDSCREEN CATALOGUE

Effective SEPTEMBER 2009

DESCRIPTION	DATE FROM	DATE TO	PGI CODE	STOCK COLOUR	BOTTOM WIDTH	CENTRE HEIGHT	INST. TYPE	EXTRAS REQ?	CAT	R.R.P. (inc GST)
<b>SUNBEAM</b>										
<b>ALPINE SERIES 1, SERIES 11, SERIES 111</b> 2 DR COUPE, CONVERTIBLE	1960	1964	SB100	LC	1322	431	R	P	RP	340
<b>ALPINE SERIES 1V, SERIES V</b> 2 DR COUPE, CONVERTIBLE	1964	1967	SB101	LC	1288	403	R	P	RP	310
<b>SUZUKI</b>										
<b>ALTO CA71V, CA91V</b> 3 DR HATCHBACK, PANEL VAN	10/1985	1989	SZ651	LBT	1233	669	R	P	B	144
<b>ALTO</b> 3 & 5 DR HATCHBACK	12/1995	1999	SZ008	LBT	1290	750	U	P	C	160
<b>ALTO</b> 3 DR HATCHBACK	2009		<b>SZ653</b>	<b>LBT</b>			U	P	<b>RP</b>	POA
<b>APV</b> 5 DR SBV VAN	6/2005		<b>SZ688</b>	<b>LBT</b>			U	P	<b>RP</b>	POA
<b>BALENO SY416</b> 4 DR SEDAN, WAGON, 3 DR HATCHBACK	4/1995	2001	SZ006	LBT	1456	844	U	E	B	144
<b>CARRY ST10, LJ60</b> VAN, UTILITY	1973	12/1976	SZ419	LC	1147	555	R	P	B	144
<b>CARRY ST20, ST80</b> VAN, UTILITY	2/1977	12/1979	SZ496	LBT	1245	564	R	P	B	144
<b>CARRY ST30, ST90</b> VAN, UTILITY	1/1980	6/1985	SZ686	LBT	1207	655	R	P	B	144
<b>CARRY, SUPER CARRY SK410</b> VAN, UTILITY	7/1985	1991	GM597	LBT	1228	660	R	P	B	144
<b>CARRY, SUPER CARRY</b> SBV VAN, CAB-CHASSIS	6/1999	5/2005	SZ012	LT	1331	661	U	P	B	144
<b>GRAND VITARA</b> 4WD WAGON	4/1998	7/2005	SZ733MP	LBT	1384	755	U	E	A	118
<b>GRAND VITARA</b> 4WD WAGON	8/2005		SZ734MP	LBT	1469	785	U		A	118
<b>HATCH SS40V, SS80V</b> 2 DR PANEL VAN	1/1980	1985	SZ727	LBT	1202	581	R	P	B	144
<b>IGNIS</b> 3 & 5 DR HATCHBACK	10/2000	12/2005	SZ013	LBT	1400	770	U	P	B	144
<b>JIMNY, SIERRA SN413</b> 4WD 3 DR WAGON, 2 DR SOFT-TOP	10/1998		SZ116	LBT	1291	677	U	P	B	144
<b>LIANA RH416, RH418</b> 4 DR SEDAN, 5 DR HATCHBACK	10/2001	12/2007	SZ014MP	LBT	1398	857	U	P	B	144
<b>MIGHTY BOY SS40T</b> UTILITY	7/1985	1988	SZ622	LBT	1190	663	R	P	B	144
<b>SIERRA SJ40, SJ50, SJ51</b> 4WD HARD-TOP & SOFT-TOP, UTILITY, CAB-CHASSIS (FLAT WINDSCREEN)	7/1981	7/1991	SZ114	LBT	1178	443	R	P	A	118



# DOMESTIC WINDSCREEN CATALOGUE

Effective SEPTEMBER 2009

DESCRIPTION	DATE FROM	DATE TO	PGI CODE	STOCK COLOUR	BOTTOM WIDTH	CENTRE HEIGHT	INST. TYPE	EXTRAS REQ?	CAT	R.R.P. (inc GST)
<b>SUZUKI (cont.)</b>										
<b>SIERRA MG410, SJ413</b> 4WD HARD-TOP & SOFT-TOP, UTILITY, CAB-CHASSIS (FLAT WINDSCREEN WITH CERAMIC BAND)	8/1991	2000	SZ005	LBT	1187	449	U	P	B	144
<b>STOCKMAN 520 SERIES LJ20, LJ50, LJ80</b> 4WD SOFT-TOP WITH VINYL DOORS (FLAT WINDSCREEN)	7/1974	6/1981	SZ368	LT	1155	420	R	P	B	144
<b>STOCKMAN 540 SERIES LJ50, LJ80, LJ81</b> 4WD HARD-TOP, SOFT-TOP WITH METAL DOORS, UTILITY (FLAT WINDSCREEN)	7/1974	6/1981	SZ359	LT	1142	418	R	P	B	144
<b>SWIFT SA310, SA413</b> 3 & 5 DR HATCHBACK	1984	1986	SZ495	LBT	1299	632	R	P	A	118
<b>SWIFT SA413</b> 3 & 5 DR HATCHBACK	1986	12/1988	SZ684	LBT	1313	639	U	P	A	118
<b>SWIFT, CINO SF310, SF413</b> 3 DR HATCHBACK	1/1989	2000	SZ762	LBT	1342	803	U	E	A	118
<b>SWIFT, CINO SF413, SF416</b> 4 DR SEDAN, 5 DR HATCHBACK	12/1989	2000	SZ785	LBT	1341	835	U	E	A	118
<b>SWIFT RS415 EZ</b> 5 DR HATCHBACK	1/2005		SZ015	LBT	1362	760	U	P	A	118
<b>SX-4 GYA, GYB</b> 4 DR SEDAN, 5 DR HATCHBACK	10/2006		SZ735MP	LBT	1393	942	U	P	B	144
<b>VITARA</b> 4WD WAGON - HARD-TOP & SOFT-TOP	7/1988	9/1999	SZ732	LBT	1329	705	U	E	A	118
<b>WAGON R</b> SBV WAGON	10/1997	2000	SZ011	LBT	1422	681	U	P	C	160
<b>X90</b> 2 DR TARGA-TOP ROADSTER	4/1996	1998	SZ007	LBT	1423	670	U	E	C	160
<b>TATA</b>										
<b>TELCOLINE</b> UTILITY, CAB-CHASSIS	7/1996	9/2005	TA002	LT	1459	710	R		C	160
<b>SAFARI</b> 4WD WAGON	7/2000	1/2004	TA006MP	LBTG	1527	901	U	P	D	168
<b>TOYOTA</b>										
<b>AURION AT-X, PRODIGY, SPORTIVO GSV40R</b> 4 DR SEDAN	10/2006		TT675MP	LBT	1481	926	U	E	A	118
<b>AURION PRESARA GSV40R</b> 4 DR SEDAN (RAIN SENSOR PATCH)	10/2006		TT676MR	LBT	1481	926	U	E	RP	POA





# DOMESTIC WINDSCREEN CATALOGUE

Effective SEPTEMBER 2009

DESCRIPTION	DATE FROM	DATE TO	PGI CODE	STOCK COLOUR	BOTTOM WIDTH	CENTRE HEIGHT	INST. TYPE	EXTRAS REQ?	CAT	R.R.P. (inc GST)
<b>TOYOTA (cont.)</b>										
<b>AVALON MCX10</b> 4 DR SEDAN	7/2000	12/2005	TT096MP	LBT	1511	802	U	E	A	118
<b>AVENSIS ACM20R, ACM21R</b> PEOPLE MOVER	12/2001		TT113	LT	1429	1030	U	P	B	144
<b>CAMRY SV11</b> 5 DR HATCHBACK	4/1983	4/1987	TT406	LBT	1467	688	U		B	144
<b>CAMRY SV20, SV21, VZV21</b> 4 DR SEDAN, WAGON	5/1987	12/1992	TT671	LBT	1439	820	U	E	A	118
<b>CAMRY SDV10, SXV10, VDV10, XV10, XV11</b> (1st WIDE BODY) 4 DR SEDAN, WAGON	2/1993	6/1997	TT021	LBT	1484	774	U		A	118
<b>CAMRY SXV20, MCV20</b> 4 DR SEDAN	7/1997	8/2002	TT673MP	LBT	1514	804	U	E	A	118
<b>CAMRY SXV20, MCV20</b> WAGON	7/1997	2003	TT673MP	LBT	1514	804	U	E	A	118
<b>CAMRY ACV36, MCV36</b> 4 DR SEDAN	9/2002	6/2006	TT674MP	LBT	1502	853	U	P	A	118
<b>CAMRY ALTISE, ATEVA, SPORTIVO ACV40R</b> 4 DR SEDAN	7/2006		TT675MP	LBT	1481	926	U	E	A	118
<b>CAMRY GRANDE ACV40R</b> 4 DR SEDAN (RAIN SENSOR PATCH)	7/2006		TT675MR	LBT	1481	926	U	E	A	118
<b>CELICA TA22, RA23, RA28</b> 2 DR COUPE, 3 DR LIFTBACK	11/1971	12/1977	TT152	LBT	1310	579	R	P	C	160
<b>CELICA RA40</b> 2 DR COUPE, 3 DR LIFTBACK	1/1978	10/1981	TT451	LBT	1496	628	U		C	160
<b>CELICA RA60, RA65, SA63</b> 2 DR COUPE, 3 DR LIFTBACK	11/1981	10/1985	TT169	LBT	1456	679	U		B	144
<b>CELICA ST162</b> 2 DR COUPE, 3 DR LIFTBACK	11/1985	11/1989	TT619	LBT	1400	742	U	P	B	144
<b>CELICA ST184, ST185</b> 2 DR COUPE, 3 DR LIFTBACK	12/1989	1/1994	TT793	LBT	1405	772	U	E	C	160
<b>CELICA ST204, ST205</b> 3 DR LIFTBACK	2/1994	10/1999	TT047	LBT	1394	792	U	E	B	144
<b>CELICA ZZT231</b> 2 DR COUPE (I.D. BULLET MIRROR PAD)	11/1999	9/2002	TT095MP	LBT	1426	910	U	E	B	144
<b>CELICA ZZT231</b> 2 DR COUPE (I.D. SQUARE MIRROR PAD)	10/2002	12/2005	TT127MP	LBT	1426	910	U	E	C	160
<b>COROLLA KE10, KE11, KE16, KE18</b> 2 DR SEDAN, WAGON, VAN	1966	12/1969	TT056	LT	1256	513	R	P	D	168
<b>COROLLA SPRINTER KE15</b> 2 DR COUPE	1966	12/1969	<b>TT1000</b>	<b>LC</b>	1251	565	R	P	<b>RP</b>	POA
<b>COROLLA KE20, KE26, TE21, TE28</b> 2 DR SEDAN, WAGON, VAN	1/1970	1974	TT147	LBT	1276	554	R	P	D	168
<b>COROLLA SPRINTER KE25</b> 2 DR COUPE	1/1970	1974	TT150	LBT	1339	595	R	P	D	168



# DOMESTIC WINDSCREEN CATALOGUE

Effective SEPTEMBER 2009

DESCRIPTION	DATE FROM	DATE TO	PGI CODE	STOCK COLOUR	BOTTOM WIDTH	CENTRE HEIGHT	INST. TYPE	EXTRAS REQ?	CAT	R.R.P. (inc GST)
<b>TOYOTA (cont.)</b>										
<b>COROLLA KE30, KE36, KE38, KE55</b> 2 & 4 DR SEDAN, WAGON, VAN	1974	9/1981	TT148	LBT	1339	595	R	P	B	144
<b>COROLLA SPRINTER KE35</b> 2 DR COUPE	1975	1981	TT151	LBT	1338	586	R	P	D	168
<b>COROLLA SPRINTER KE50</b> 3 DR LIFTBACK	6/1977	10/1979	TT472	LBT	1307	597	R	P	D	168
<b>COROLLA KE70, KE71, AE71</b> 4 DR SEDAN	3/1980	1985	TT093	LBT	1349	645	K		B	144
<b>COROLLA KE70, KE71, AE71</b> WAGON, VAN	1/1982	1985	TT093	LBT	1349	645	K		B	144
<b>COROLLA SPRINTER AE86</b> 3 DR LIFTBACK	7/1983	1986	TT422	LBT	1403	735	U		C	160
<b>COROLLA AE80, AE82</b> 4 DR SEDAN, 5 DR HATCHBACK	4/1985	5/1989	TT565	LBT	1421	696	U		A	118
<b>COROLLA SECA AE82</b> 5 DR LIFTBACK	9/1985	5/1989	TT566	LBT	1420	739	U		A	118
<b>COROLLA AE90, AE92, AE93, AE94</b> 4 DR SEDAN, 5 DR HATCHBACK	6/1989	8/1994	TT765	LBT	1442	780	U	E	A	118
<b>COROLLA SECA AE92, AE93, AE94</b> 5 DR LIFTBACK	6/1989	8/1994	TT729	LBT	1468	789	U	E	A	118
<b>COROLLA AE95, AE99</b> 4WD WAGON	1/1988	6/1996	TT729	LBT	1468	789	U	E	A	118
<b>COROLLA AE100, AE101, AE102, CE100</b> 4 DR SEDAN, 5 DR HATCHBACK	9/1994	10/1999	TT766	LBT	1422	760	U	E	A	118
<b>COROLLA SECA AE100, AE101, AE102</b> 5 DR LIFTBACK	9/1994	10/1999	TT766	LBT	1422	760	U	E	A	118
<b>COROLLA SPRINTER AE102</b> 5 DR LIFTBACK	9/1994	12/1997	TT042	LBT	1411	778	U	E	C	160
<b>COROLLA AE112</b> 5 DR LIFTBACK	9/1998	2001	TT767	LBT	1431	798	U	E	A	118
<b>COROLLA &amp; SECA AE112</b> 4 DR SEDAN, 5 DR HATCHBACK	11/1999	11/2001	TT767	LBT	1431	798	U	E	A	118
<b>COROLLA ZZE122R</b> 4 DR SEDAN, WAGON, 5 DR HATCHBACK	12/2001	4/2007	TT111	LBT	1390	881	U	P	A	118
<b>COROLLA ASCENT, CONQUEST SX ZRE152R</b> 4 DR SEDAN MIRROR BUTTON, MOULDING & STOPPERS FITTED	5/2007		TT149MW TT149MBY	LBT LBT	1420	898	U	P	B RP	144 320
<b>COROLLA ULTIMA ZRE152R</b> 4 DR SEDAN (RAIN SENSOR PATCH) MIRROR BUTTON, OPTICAL COUPLER, MOULDING & STOPPERS FITTED	5/2007		TT149MR TT149ACC	LBT LBT	1420	898	U	P	RP RP	POA 360
<b>COROLLA ASCENT, CONQUEST, LEVIN SX ZRE152R</b> 5 DR HATCHBACK	5/2007		TT146MP	LBT	1381	940	U	P	A	118



# DOMESTIC WINDSCREEN CATALOGUE

Effective SEPTEMBER 2009

DESCRIPTION	DATE FROM	DATE TO	PGI CODE	STOCK COLOUR	BOTTOM WIDTH	CENTRE HEIGHT	INST. TYPE	EXTRAS REQ?	CAT	R.R.P. (inc GST)
<b>TOYOTA (cont.)</b>										
<b>COROLLA LEVIN ZR ZRE152R</b> 5 DR HATCHBACK (RAIN SENSOR PATCH)	5/2007		TT146MR	LBT	1381	940	U	P	E	180
<b>CORONA RT40, RT46</b> 4 DR SEDAN	11/1964	1969	TT153	LBT	1338	487	R	P	D	168
<b>CORONA RT70, RT72</b> 2 DR COUPE	1969	1973	TT180	LBT	1346	566	R	P	RP	170
<b>CORONA RT80, RT81</b> 4 DR SEDAN, WAGON	7/1970	2/1974	TT155	LBT	1308	558	R	P	C	160
<b>CORONA MK 11, MX10, MX13</b> 4 DR SEDAN, WAGON	7/1972	1977	TT156	LBT	1357	573	R	P	C	160
<b>CORONA MK 11, MX20, MX22</b> 2 DR COUPE	7/1972	1977	<b>TT157</b>	<b>LBT</b>	1352	582	R	P	<b>RP</b>	POA
<b>CORONA RT104, RT118</b> 4 DR SEDAN, WAGON	3/1974	9/1979	TT158	LBT	1334	605	K		B	144
<b>CORONA RT133, XT130, XT131</b> 4 DR SEDAN, WAGON	10/1979	7/1983	TT605	LBT	1381	650	K		B	144
<b>CORONA RT132, RT133</b> 5 DR LIFTBACK	10/1979	1982	TT003	LBT	1377	642	U		B	144
<b>CORONA RT142, ST141</b> 4 DR SEDAN, WAGON	8/1983	1987	TT369	LBT	1413	715	U		B	144
<b>CRESSIDA MX32, MX36</b> 4 DR SEDAN, WAGON	4/1977	12/1980	TT452	LBT	1424	622	K		C	160
<b>CRESSIDA MX62</b> 4 DR SEDAN, WAGON	2/1981	10/1982	TT995	LBT	1485	638	U		B	144
<b>CRESSIDA MX62</b> 4 DR SEDAN (I.D. RECESSED WIPERS)	11/1982	9/1984	TT344	LBT	1490	663	U		C	160
<b>CRESSIDA MX73</b> 4 DR SEDAN	10/1984	9/1988	TT588	LBT	1480	765	U		B	144
<b>CRESSIDA MX83</b> 4 DR SEDAN	10/1988	1992	TT771	LBT	1488	807	U		B	144
<b>CROWN MS53, MS55, MS57, RS50, RS56</b> 4 DR SEDAN, WAGON	2/1967	10/1971	TT160	LBT	1442	560	R	P	C	160
<b>CROWN MS65</b> 4 DR SEDAN	11/1971	1974	TT161	LBT	1470	578	K		C	160
<b>CROWN MS83, MS85</b> 4 DR SEDAN	5/1975	1980	TT162	LBT	1465	615	K		C	160
<b>CROWN MS111, MS112</b> 4 DR SEDAN	1980	9/1983	TT997	LBT	1534	665	U		C	160
<b>CROWN MS123</b> 4 DR SEDAN	10/1983	1988	TT497	LBT	1530	775	U		C	160
<b>ECHO NCP10, NCP12, NCP13</b> 4DR SEDAN, 3 & 5 DR HATCHBACK (BULLET MIRROR PAD)	10/1999	9/2002	TT430MP	LBT	1325	848	U	P	A	118
<b>ECHO NCP10, NCP12, NCP13</b> 4DR SEDAN, 3 & 5 DR HATCHBACK (SQUARE MIRROR PAD)	10/2002	9/2005	TT431MP	LBT	1325	848	U	P	A	118



# DOMESTIC WINDSCREEN CATALOGUE

Effective SEPTEMBER 2009

DESCRIPTION	DATE FROM	DATE TO	PGI CODE	STOCK COLOUR	BOTTOM WIDTH	CENTRE HEIGHT	INST. TYPE	EXTRAS REQ?	CAT	R.R.P. (inc GST)
<b>TOYOTA (cont.)</b>										
KLUGER MCU28R 4WD WAGON	10/2003	7/2007	TT130MP	LBT	1524	799	U	P	B	144
KLUGER GSU40R 4WD WAGON	8/2007		TT154MP	LBT	1551	933	U	P	B	144
MIRROR BUTTON FITTED			TT154MB	LBT					B	144
LEXCEN VN, VP, VR SERIES 1 4 DR SEDAN, WAGON	9/1989	8/1994	GM714MW	LBT	1517	810	U	P	A	118
LEXCEN VR SERIES 11, VS 4 DR SEDAN, WAGON	9/1994	1998	GM714MW	LBT	1517	811	U	P	A	118
MR2 AW11 2 DR COUPE	11/1987	1989	TT696	LBT	1484	830	U		C	160
MR2 SW20 2 DR COUPE, TARGA-TOP	2/1990	12/1999	TT017	LBT	1463	759	U	E	B	144
MR2 SPYDER ZZW30R 2 DR CONVERTIBLE	10/2000	2006	TT698MP	LBT	1443	810	U	P	C	160
PASEO EL44 2 DR COUPE	6/1991	10/1995	TT785	LT	1404	776	U	E	B	144
PASEO EL54 2 DR COUPE	11/1995	1999	TT077	LBT	1438	793	U	E	B	144
PRIUS NHW11R 4 DR SEDAN	10/2001	9/2003	TT118	LT	1412	937	U	P	D	168
PRIUS NHW20R 5 DR HATCHBACK	10/2003		TT138MP	LT	1401	985	U		D	168
PRIUS ZVW30R 5 DR HATCHBACK	7/2009		<b>TT434MP</b>	<b>LBT</b>			U		<b>RP</b>	POA
RAV-4 SXA10R, SXA11R 4WD WAGON, HARD-TOP & SOFT-TOP	6/1994	6/2000	TT051	LBT	1445	737	U	E	A	118
RAV-4 ACA20R, ACA21R 4WD WAGON (BULLET MIRROR PAD)	7/2000	8/2003	TT097MP	LBT	1484	820	U	E	A	118
RAV-4 ACA22R, ACA23R 4WD WAGON (SQUARE MIRROR PAD)	9/2003	12/2005	TT129MP	LBT	1484	820	U	E	A	118
RAV-4 ACA33R, GSA33R 4WD WAGON	1/2006		TT142MW	LBT	1421	860	U		A	118
SPACIA YR39 PEOPLE MOVER, VAN	10/1993	12/1997	TT622	LBT	1455	779	U	E	B	144
SPACIA SR40 SBV PEOPLE MOVER, VAN	1/1998	2001	TT623	LT	1471	952	U		B	144
STARLET EP91 3 & 5 DR HATCHBACK	4/1996	1999	TT074	LBT	1404	790	U	E	A	118
SUPRA MA61 2 DR COUPE, 3 DR LIFTBACK	11/1981	12/1985	TT169	LBT	1456	679	U		B	144
SUPRA MA70, MA71 2 DR COUPE, 3 DR LIFTBACK, TARGA-TOP	3/1986	4/1993	TT647	LBT	1448	754	U		B	144



# DOMESTIC WINDSCREEN CATALOGUE

Effective SEPTEMBER 2009

DESCRIPTION	DATE FROM	DATE TO	PGI CODE	STOCK COLOUR	BOTTOM WIDTH	CENTRE HEIGHT	INST. TYPE	EXTRAS REQ?	CAT	R.R.P. (inc GST)
<b>SUPRA GA80, JA80, JZA80</b> 2 DR COUPE, 3 DR LIFTBACK (PRIVATE IMPORT)	5/1993	2002	TT065	LBT	1538	785	U	P	C	160



# DOMESTIC WINDSCREEN CATALOGUE

Effective SEPTEMBER 2009

DESCRIPTION	DATE FROM	DATE TO	PGI CODE	STOCK COLOUR	BOTTOM WIDTH	CENTRE HEIGHT	INST. TYPE	EXTRAS REQ?	CAT	R.R.P. (inc GST)
<b>TOYOTA (cont.)</b>										
<b>T18 TE72</b> 3 DR LIFTBACK	11/1979	1983	TT692	LBT	1378	666	K		C	160
<b>TARAGO YR20, CR21, YR21, YR22, YR31</b> PEOPLE MOVER	2/1983	8/1990	TT329	LBT	1429	729	R	P	A	118
<b>TARAGO TCR10, TCR11, TCR20, TR90</b> PEOPLE MOVER	9/1990	5/2000	TT331	LBT	1591	1010	U	P	B	144
<b>TARAGO ACR30R</b> PEOPLE MOVER	6/2000	2/2006	TT332	LT	1502	1081	U	P	B	144
<b>TARAGO ACR50R</b> PEOPLE MOVER	3/2006		TT333MP	LBTG	1549	1117	U	E	C	160
<b>TERCEL AL25Z</b> 4WD WAGON	10/1983	1988	TT421	LBT	1377	687	U		C	160
<b>YARIS NCP90R, NCP91R</b> 3 & 5 DR HATCHBACK	10/2005		TT432MP	LBT	1333	876	U	P	B	144
<b>YARIS NCP93R</b> 4 DR SEDAN	1/2006		TT433MW	LBT	1332	878	U	P	B	144

## TOYOTA COMMERCIALS

<b>BLIZZARD LD10</b> 4WD HARD-TOP (FLAT WINDSCREEN)	3/1982	1983	DU360	LT	1239	395	R	P	A	118
<b>DYNA RU10, RU12, RU15, HU15, RU18</b> CAB-CHASSIS	1969	1977	TT347	LT	1400	601	R	P	C	160
<b>DYNA RU20, BU20, BU32, HU30</b> CAB-CHASSIS <i>STANDARD CAB</i>	1977	10/1984	TT553	LBT	1486	601	R	P	B	144
<b>DYNA RU21, BU36, HU40, HU50, WU40, WU50</b> CAB-CHASSIS - <i>WIDE CAB</i> (I.D. 3 WINDSCREEN WIPERS)	1982	10/1984	TT316	LT	1784	610	R	P	B	144
<b>DYNA 100, 150, 200 BU60, BU61, LY60, YU60, LY61, YU62, BU65, LH80, YH81, YY100, BU100, BU101, BU110, BU142, LY211, LY220, LY230</b> CAB-CHASSIS - <i>STANDARD CAB</i>	11/1984	2006	DU568	LT	1528	685	R	P	B	144
<b>DYNA 200, 300, 400 BU85, BU88, WU90, BU91, BU212, BU222</b> CAB-CHASSIS - <i>WIDE CAB</i> (I.D. 3 WINDSCREEN WIPERS)	11/1984	2003	DU569	LT	1826	695	R	P	B	144
<b>DYNA 200, DYNA II 4500 SERIES BU300, BU340, XZU300, XZU302, XZU305, XZU307, XZU342, XZU345</b> CAB-CHASSIS - <i>STANDARD CAB</i>	2/2001	2006	TT105	LT	1540	749	R		D	168



# DOMESTIC WINDSCREEN CATALOGUE

Effective SEPTEMBER 2009

DESCRIPTION	DATE FROM	DATE TO	PGI CODE	STOCK COLOUR	BOTTOM WIDTH	CENTRE HEIGHT	INST. TYPE	EXTRAS REQ?	CAT	R.R.P. (inc GST)
DYNA 200, 250, 350, 450, 550, DYNA II 4500, 5500, 6500, 8500 SERIES XZU400, XZU402, XZU404, XZU410, XZU411, XZU412, XZU414, XZU420, XZU424, XZU430, XZU434 CAB-CHASSIS - <i>WIDE CAB</i>	2/2001	2006	TT101	LT	1839	765	R		D	168



# DOMESTIC WINDSCREEN CATALOGUE

Effective SEPTEMBER 2009

DESCRIPTION	DATE FROM	DATE TO	PGI CODE	STOCK COLOUR	BOTTOM WIDTH	CENTRE HEIGHT	INST. TYPE	EXTRAS REQ?	CAT	R.R.P. (inc GST)
<b>TOYOTA COMMERCIALS (cont.)</b>										
<b>FA115, DA115</b> N/C BODY TRUCK	1964	1990	TT352	LT	1782	473	R	P	C	160
<b>HI ACE RH10, RH11, RH15, RH16</b> VAN & COMMUTER BUS	7/1968	12/1976	TT348	LBT	1361	621	R	P	C	160
<b>HI ACE RH10</b> PICK-UP	7/1968	12/1976	TT348	LBT	1361	621	R	P	C	160
<b>HI ACE RH20, RH22, RH32, RH42, LH20, LH30</b> VAN & COMMUTER BUS	5/1977	12/1982	TT420	LBT	1491	686	R	P	B	144
<b>HI ACE RH11</b> PICK-UP	5/1977	12/1982	TT420	LBT	1491	686	R	P	B	144
<b>HI ACE YH50, LH50, YH51, LH51, YH53, LH61, YH63, LH71, YH73</b> VAN & COMMUTER BUS	2/1983	10/1989	TT330	LBT	1527	822	R	P	A	118
<b>HI ACE RZH103, LH103, RZH113, LH113, RZH125, LH125, LH162, LH172, LH184, RZH184</b> VAN & COMMUTER BUS	11/1989	2/2005	TT791	LBT	1508	775	R	P	A	118
<b>HI ACE RZH103, LH103, RZH113, LH113, RZH125, LH125, LH162, LH172, LH184, RZH184</b> VAN & COMMUTER BUS (DUAL AIR-BAG MODELS)	1/1999	2/2005	TT794	LBT	1516	782	U	P	A	118
<b>HI-ACE RCH12, RCH22</b> SBV VAN	10/1995	2005	TT067	LBT	1570	950	U	P	B	144
<b>HI ACE KDH200, TRH201</b> VAN <i>STANDARD CAB</i>	3/2005		TT796MP	LBT	1478	763	U	P	B	144
<b>HI ACE KDH222, KDH223, TRH221, TRH223</b> HI-ROOF VAN, COMMUTER BUS <i>WIDE CAB</i>	3/2005		TT797MP	LBT	1662	752	U	P	B	144
<b>4 RUNNER LN60, YN60, LN61, YN63</b> 4WD WAGON (ALSO IMPORTED HI-LUX SURF)	8/1984	1988	TT424	LBT	1396	633	U		B	144
<b>4 RUNNER YN130, RN130, LN130, VZN130</b> 4WD WAGON (ALSO IMPORTED HI-LUX SURF)	1988	1996	TT425	LBT	1391	655	U	E	A	118
<b>HILUX RN10, RN15</b> UTILITY, CAB-CHASSIS	7/1968	6/1972	TT349	LT	1410	564	R	P	D	168
<b>HILUX RN20, RN25, RN27</b> UTILITY, CAB-CHASSIS	7/1972	9/1978	TT350	LBT	1409	563	R	P	C	160
<b>HILUX RN30, RN31, RN40, RN41, RN46, LN40, LN46</b> UTILITY, CAB-CHASSIS	10/1978	1983	TT584	LBT	1403	617	R	P	A	118
<b>HILUX YN55, LN56, YN56, YN57, YN58, LN60, LN65, YN67</b> UTILITY, CAB-CHASSIS	1984	9/1988	TT561	LBT	1390	623	R	P	A	118
<b>HILUX RN85, YN85, LN85, LN86, RN90, RN105, LN106, RN110, LN111</b> UTILITY, CAB- CHASSIS	10/1988	9/1997	TT727	LBT	1383	645	R	P	A	118





# DOMESTIC WINDSCREEN CATALOGUE

Effective SEPTEMBER 2009

DESCRIPTION	DATE FROM	DATE TO	PGI CODE	STOCK COLOUR	BOTTOM WIDTH	CENTRE HEIGHT	INST. TYPE	EXTRAS REQ?	CAT	R.R.P. (inc GST)
HILUX LN147, RZN149, RZN154, KZN165, LN167, RZN169, LN172, RZN174 UTILITY, CAB-CHASSIS	10/1997	2/2005	TT737	LBT	1375	668	U	E	A	118



# DOMESTIC WINDSCREEN CATALOGUE

Effective SEPTEMBER 2009

DESCRIPTION	DATE FROM	DATE TO	PGI CODE	STOCK COLOUR	BOTTOM WIDTH	CENTRE HEIGHT	INST. TYPE	EXTRAS REQ?	CAT	R.R.P. (inc GST)
<b>TOYOTA COMMERCIALS (cont.)</b>										
<b>HILUX GGN15, GGN25, KUN16, KUN26, TGN16, UTILITY, CAB- CHASSIS</b>	3/2005		TT738MP	LBT	1463	763	U	P	A	118
<b>LANDCRUISER "40" SERIES FJ40, FJ45 (FLAT WINDSCREEN) UTILITY, TROOP CARRIER, SWB (I.D. WINDSCREEN WIPERS AT TOP)</b>	1969	1975	TT165	LT	1279	390	R	P	A	118
<b>LANDCRUISER "40" SERIES BJ40, FJ40, HJ40, BJ45, FJ45, HJ45, HJ47 (FLAT WINDSCREEN) TROOP CARRIER, UTILITY, SWB (I.D. WINDSCREEN WIPERS AT BOTTOM)</b>	1976	1984	TT166	LBT	1300	390	R	P	A	118
<b>LANDCRUISER "50" SERIES FJ55 4WD WAGON</b>	1967	10/1980	TT167	LBT	1420	491	R	P	A	118
<b>LANDCRUISER "60" SERIES BJ60, HJ60, FJ60, BJ61, FJ61, HJ61, FJ62 4WD WAGON</b>	11/1980	4/1990	TT996	LBT	1537	632	R	P	A	118
<b>LANDCRUISER "70" SERIES FJ75, HJ75, FZJ75, HZJ75 UTILITY, CAB-CHASSIS (I.D. HINGED FRONT WINDSCREEN)</b>	1984	9/1999	TT573	LBT	1406	528	R	P	A	118
<b>LANDCRUISER "70" SERIES BJ73, FJ73, HZJ73, PZJ73, BJ74 4WD 2 DR SWB SOFT RESIN TOP (I.D. HINGED FRONT PILLARS)</b>	1/1985	1991	TT573	LBT	1406	528	R	P	A	118
<b>LANDCRUISER "70" SERIES BJ70, FJ70, LJ70, RJ70, HZJ70, PZJ70, FJ75, HJ75, FZJ75, HZJ75, HDJ78, FZJ78, HZJ78, VDJ76, VDJ79 TROOP CARRIER, BUNDERA, SWB &amp; LWB HARD-TOP</b>	1/1985		TT572	LBT	1422	603	R	P	A	118
<b>LANDCRUISER "70" SERIES HZJ78, HDJ79, FZJ79, HZJ79, VDJ79R UTILITY, CAB-CHASSIS</b>	10/1999		TT572	LBT	1422	603	R		A	118
<b>LANDCRUISER "80" SERIES FJ80, HDJ80, FZJ80, HZJ80 4WD WAGON</b>	5/1990	1997	TT790	LBT	1510	670	R	P	A	118
<b>LANDCRUISER PRADO "90" SERIES KZJ95, RZJ95, VZJ95 4WD WAGON</b>	7/1996	12/2002	TT070	LBT	1499	656	U	E	A	118
<b>LANDCRUISER "100" SERIES HDJ100, UZJ100, FZJ105, HZJ105 4WD WAGON (I.D. MIRROR MOUNTED INTO TURRET)</b>	3/1998	2003	TT103	LBT	1596	742	U	E	A	118
<b>LANDCRUISER "100" SERIES HDJ100, UZJ100, FZJ105, HZJ105 4WD WAGON (I.D. MIRROR GLUED TO WINDSCREEN)</b>	3/1998		TT103MW	LBT	1596	742	U	E	A	118
<b>LANDCRUISER PRADO "120" SERIES GRJ120, KDJ120, KZJ120, RZJ120 4WD WAGON</b>	3/2003		TT124MP	LBT	1489	755	U	P	A	118
<b>LANDCRUISER "200" SERIES UZJ200, VDJ200R 4WD WAGON</b>	11/2007		TT200MW	LBTG	1582	770	U	E	B	144



# DOMESTIC WINDSCREEN CATALOGUE

Effective SEPTEMBER 2009

DESCRIPTION	DATE FROM	DATE TO	PGI CODE	STOCK COLOUR	BOTTOM WIDTH	CENTRE HEIGHT	INST. TYPE	EXTRAS REQ?	CAT	R.R.P. (inc GST)
LITE STOUT RK40, RK43, RK45, RK100, RK101 UTILITY, CAB-CHASSIS	1964	1979	TT351	LT	1647	462	R	P	C	160



# DOMESTIC WINDSCREEN CATALOGUE

Effective SEPTEMBER 2009

DESCRIPTION	DATE FROM	DATE TO	PGI CODE	STOCK COLOUR	BOTTOM WIDTH	CENTRE HEIGHT	INST. TYPE	EXTRAS REQ?	CAT	R.R.P. (inc GST)
<b>TOYOTA COMMERCIALS (cont.)</b>										
LITE STOUT RK110 UTILITY	1979	1986	TT584	LBT	1403	617	R	P	A	118
LITEACE KM20, KM21, YM21 VAN	1979	12/1985	TT728	LBT	1380	666	R	P	B	144
LITEACE KM30, YM30, CM35, YM35, CM36, YM36, KM36, YM40, YM41 VAN, WAGON	1/1986	3/1992	TT621	LBT	1384	851	R	P	B	144
TOWN-ACE YR39 VAN	4/1992	12/1996	TT622	LBT	1455	779	U	E	B	144
TOWN ACE KR40, KR42, KL43 SBV VAN	1/1997		TT623	LT	1471	952	U		B	144
TOYO ACE PY10, RY10, RY16 CAB-CHASSIS	1970	1979	TT068	LC	1422	520	R	P	RP	POA
TOYO ACE RY20, LY20, RY31, LY31 CAB-CHASSIS	1980	1985	TT315	LT	1480	669	R	P	B	144
<b>TOYOTA TOWN BUSES</b>										
COASTER RK170, RK171 TOWN BUS	1964	1967	TT546	LT	1818	660	R	P	E	180
COASTER RU18, RU19 TOWN BUS - <i>LOW ROOF</i> (I.D. WINDSCREEN HAS 4 SQUARE CORNERS)	1968	1977	TT353	LBT	1745	660	R	P	D	168
COASTER BB10, RB11, RU19 TOWN BUS - <i>HIGH ROOF</i> (I.D. WINDSCREEN HAS 4 ROUND CORNERS)	1978	1982	TT583	LBT	1738	660	R	P	D	168
COASTER BB20, RB20, BB21, HB30, HZB30 TOWN BUS	1982	3/1993	TT404	LBT	2152	770	R	P	E	180
COASTER BB40, BB50, HZB50 TOWN BUS	4/1993		TT025	LBT	1960	883	R		E	180
<b>TRIUMPH</b>										
2000, 2500 MK1, MK11 4 DR SEDAN	1964	1978	TR256	LT	1368	558	R	P	RP	180
DOLOMITE 4 DR SEDAN	1976	1978	TR261	LT	1304	525	R	P	RP	190
HERALD 2 DR SEDAN	1959	1964	TR001	LB	1180	420	R	P	RP	196
SPITFIRE MK1, MK11, 2 DR CONVERTIBLE	1962	1967	TR259	LT	1186	390	R	P	E	180
SPITFIRE MK111, MK1V 2 DR CONVERTIBLE	1968	1973	TR002	LC	1184	441	R	P	RP	195



# DOMESTIC WINDSCREEN CATALOGUE

Effective SEPTEMBER 2009

DESCRIPTION	DATE FROM	DATE TO	PGI CODE	STOCK COLOUR	BOTTOM WIDTH	CENTRE HEIGHT	INST. TYPE	EXTRAS REQ?	CAT	R.R.P. (inc GST)
<b>TRIUMPH (cont.)</b>										
<b>STAG</b> 2 DR COUPE, 2 DR CONVERTIBLE	1972	1978	TR260	LBT	1332	492	R	P	RP	200
<b>TR2, TR3, TR3A</b> 2 DR COUPE, 2 DR CONVERTIBLE	1952	1962	TR246	LT	1115	304	R	P	RP	290
<b>TR4, TR5, TR6, GT6</b> 2 DR COUPE, 2 DR CONVERTIBLE	1962	1975	TR259	LT	1186	390	R	P	E	180
<b>TR7</b> 2 DR COUPE	1978	1982	TR003	LT	1505	625	U		RP	220
<b>UD TRUCKS</b>										
<b>CK10, CK11, CK20, CK30, CK40, CV41, CW40, CW41</b> F/C	1971	1991	DN293	LT	2069	680	R	P	E	180
<b>TK, TW, UK, UZ</b> N/C	1974	1982	DN461	LBT	1877	557	R	P	E	180
<b>CM80, CM90</b> F/C	1975	1983	DN414	LT	1806	680	R	P	E	180
<b>CLG87, CLG88, CMA81, CMA86, CMA87, CMB86, CMF87, CMF88, CPB87, CPB88, CM180</b> F/C	1983	1996	IH460	LT	1940	820	R	P	C	160
<b>CGA45, CGA46, CKA45, CKA46, CWA41, CWA45, CWA46, CWA70, CWA71, CWA300</b> F/C	1983	1992	DN981	LT	2199	723	R	P	E	180
<b>CPB12, CPB14, CPC14, CPC15, CWA12, CWA14, CWA15</b> F/C	1985	1995	DN625	LT	2175	820	R	P	E	180
<b>CGB450, CKB450, CK320, CK330, CWB320, CWB350, CWB450, CW320, CW350, CW360, CW380, CW385, CW420, CW440, CW445, S-60</b> F/C	1991	4/2008	DN626	LT	2215	825	R		E	180
<b>GW400, GW470</b> F/C	5/2008		DN629	LT	2278	808	R		E	180
<b>LK185, LK235, LK245, MK6, MK180, MK185, MK190, MKB210, MKB215, MK235, MK240, MK245, MK265</b> F/C <b>STANDARD CAB</b>	1995		DN072	LT	1960	825	R		E	180
<b>MK5, MK122, MK150, MK175</b> F/C <b>SMALL CAB</b>	2000		DN415	LT	1824	717	R		E	180
<b>PK9, PK10, PK220, PK235, PK240, PK245, PK250, PK255, PK265, CW240, CW250, CWA31</b> F/C <b>WIDE CAB</b>	1995		DN076	LT	2134	825	R		E	180
<b>TFA 21G, TZA 52</b> N/C	1983	1990	<b>DN6000</b>	<b>LT</b>			R	P	<b>RP</b>	POA



# DOMESTIC WINDSCREEN CATALOGUE

Effective SEPTEMBER 2009

DESCRIPTION	DATE FROM	DATE TO	PGI CODE	STOCK COLOUR	BOTTOM WIDTH	CENTRE HEIGHT	INST. TYPE	EXTRAS REQ?	CAT	R.R.P. (inc GST)
<b>VALLIANT</b>										
<b>RV1, SV1</b> 4 DR SEDAN	1/1960	4/1963	CH041	LBT	1492	485	R	P	E	180
<b>AP5, AP6, VC</b> 4 DR SEDAN, WAGON, UTILITY	5/1963	9/1967	CH029	LBT	1386	543	R	P	E	180
<b>VE, VF, VG, PACER</b> 4 DR SEDAN, WAGON, UTILITY	10/1967	5/1971	CH030	LBT	1439	565	R	P	E	180
<b>VF, VG</b> 2 DR HARD-TOP	3/1969	5/1971	CH031	LBT	1469	525	R	P	E	180
<b>VH, VJ, VK, CL, CM, CHARGER</b> 4 DR SEDAN, WAGON, UTILITY, 2 DR COUPE, 2 DR HARD-TOP	6/1971	1981	CH032	LBT	1556	560	R	P	D	168
<b>VAUXHALL</b>										
<b>CRESTA, VELOX E</b> 4 DR SEDAN	1954	1957	VX001	LT	1206	403	R	P	RP	POA
<b>CRESTA, VELOX PA</b> 4 DR SEDAN	1957	4/1963	VX003	LT	1793	495	R	P	RP	420
<b>CRESTA PB</b> 4 DR SEDAN	5/1963	1966	<b>VX002</b>	<b>LT</b>			R	P	<b>RP</b>	POA
<b>VIVA HA</b> 2 & 4 DR SEDAN	4/1964	5/1967	<b>VX004</b>	<b>LBT</b>			R	P	<b>RP</b>	POA
<b>VIVA HB</b> 2 & 4 DR SEDAN	6/1967	1970	GM082	LBT	1328	550	R	P	B	144
<b>VIVA VICTOR, VX4/90 FB</b> 4 DR SEDAN	8/1959	3/1965	<b>VX005</b>	<b>LBT</b>			R	P	<b>RP</b>	POA
<b>VIVA VICTOR, VX4/90 FC</b> 4 DR SEDAN	4/1965	8/1967	<b>VX006</b>	<b>LBT</b>			R	P	<b>RP</b>	POA
<b>VOLKSWAGEN</b>										
<b>BEETLE 1200, 1300</b> 2 DR SEDAN (FLAT WINDSCREEN)	1958	2/1968	VW169	LT	1052	397	R	P	B	144
<b>BEETLE 1300, 1500, 1600</b> 2 DR SEDAN (VERY SLIGHT BEND IN WINDSCREEN)	3/1968	1977	VW170	LBT	1056	372	R	P	B	144
<b>BEETLE</b> 2 DR SEDAN	2/2000		VW016	LBT	1398	850	U	E	B	144
<b>BEETLE</b> 2 DR CONVERTIBLE (WINDSCREEN HAS INBUILT ANTENNA)	5/2003		VW027A	LBT	1390	831	U	E	RP	420
<b>1500, 1600 TYPE 111</b> 2 DR SEDAN, WAGON, FASTBACK	2/1963	1974	VW172	LT	1312	495	R	P	A	118



# DOMESTIC WINDSCREEN CATALOGUE

Effective SEPTEMBER 2009

DESCRIPTION	DATE FROM	DATE TO	PGI CODE	STOCK COLOUR	BOTTOM WIDTH	CENTRE HEIGHT	INST. TYPE	EXTRAS REQ?	CAT	R.R.P. (inc GST)
<b>VOLKSWAGEN (cont.)</b>										
<b>SUPER BUG 1600</b> 2 DR SEDAN	2/1971	1976	VW171	LT	1156	505	R	P	B	144
<b>BORA</b> 4 DR SEDAN	12/1999	12/2005	VW013MP	LBT	1487	845	U	E	B	144
<b>BORA 4MOTION, V5</b> 4 DR SEDAN (RAIN SENSOR PATCH)	12/1999	12/2005	<b>VW013WR</b>	<b>LT</b>	1487	845	U	E	<b>RP</b>	POA
<b>CADDY</b> PANEL VAN, WAGON	3/2005		VW021MW	LBT	1490	1014	U	P	B	144
<b>CADDY</b> PANEL VAN, WAGON (WINDSCREEN HAS INBUILT RADIO ANTENNA)	3/2005		VW021MWA	LBT	1490	1014	U	P	RP	390
<b>CRAFTER</b> VAN, CAB-CHASIS	2/2007		MB062MP	LBT	1795	1006	U	P	E	180
<b>EOS 1F</b> 2 DR CONVERTIBLE (RAIN SENSOR PATCH)	2/2007		<b>VW028WR</b>	<b>LT</b>	1437	899	U	P	<b>RP</b>	POA
RAIN SENSOR BRACKET & COWL RETAINER FITTED			VW028ACC	LBT					RP	470
<b>GOLF MK I</b> 3 & 5 DR HATCHBACK	3/1976	1984	VW178	LBT	1336	632	R	P	B	144
<b>GOLF MK I</b> 2 DR CABRIOLET	1/1980	12/1993	VW178	LBT	1336	632	R	P	B	144
<b>GOLF MK II</b> 5 DR HATCHBACK	1985	12/1993	VW001	LBT	1385	670	R	P	B	144
<b>GOLF MK III</b> 3 & 5 DR HATCHBACK (I.D. MIRROR PAD 65mm FROM TOP)	3/1994	1994	VW004	LT	1447	770	U	E	B	144
<b>GOLF MK III</b> 3 & 5 DR HATCHBACK (I.D. MIRROR PAD 150mm FROM TOP)	1995	8/1998	VW007	LBT	1447	770	U	E	C	160
<b>GOLF MK III</b> 2 DR CABRIOLET	2/1995	2003	VW581	LT	1456	780	U	E	B	144
<b>GOLF MK IV GENERATION, SPORT, GL, GLE, GTi, S, SE</b> 3 & 5 DR HATCHBACK	9/1998	6/2004	VW013MP	LBT	1487	845	U	E	B	144
<b>GOLF MK IV GENERATION, SPORT, GL, GLE, GTi, S, SE</b> 3 & 5 DR HATCHBACK	9/1998	6/2004	VW013MW	LBT	1487	845	U	E	B	144
<b>GOLF MK IV R32</b> 3 & 5 DR HATCHBACK (RAIN SENSOR PATCH)	2/2004	6/2004	<b>VW013WR</b>	<b>LT</b>	1487	845	U	E	<b>RP</b>	POA
<b>GOLF MK V SPORTLINE, TRENDLINE</b> 3 & 5 DR HATCHBACK	7/2004	1/2009	VW019MW	LBT	1425	935	U	E	B	144
<b>GOLF MK V COMFORTLINE, GTi, R32</b> 3 & 5 DR HATCHBACK (RAIN SENSOR PATCH)	7/2004	1/2009	VW019WR	LBT	1425	935	U	E	E	180
<b>GOLF MK VI TRENDLINE</b> 3 & 5 DR HATCHBACK	2/2009		<b>VW033MW</b>	<b>LBT</b>			U	E	<b>RP</b>	POA



# DOMESTIC WINDSCREEN CATALOGUE

Effective SEPTEMBER 2009

DESCRIPTION	DATE FROM	DATE TO	PGI CODE	STOCK COLOUR	BOTTOM WIDTH	CENTRE HEIGHT	INST. TYPE	EXTRAS REQ?	CAT	R.R.P. (inc GST)
<b>VOLKSWAGEN (cont.)</b>										
<b>GOLF MK VI COMFORTLINE</b> 3 & 5 DR HATCHBACK (RAIN SENSOR PATCH)	2/2009		<b>VW033WR</b>	<b>LBT</b>			U	E	<b>RP</b>	POA
<b>JETTA</b> 4 DR SEDAN	2/2006		VW031MW	LBT	1435	887	U	E	B	144
<b>JETTA</b> 4 DR SEDAN (RAIN SENSOR PATCH)	2/2006		VW031WR	LBT	1435	887	U	E	D	168
<b>KOMBI</b> VAN, UTILITY, MICRO-BUS	8/1968	12/1981	VW176	LBT	1556	580	R	P	A	118
<b>KOMBI, CARAVELLE, TRANSPORTER T3</b> VAN, MICRO-BUS, UTILITY	1/1982	12/1992	VW141	LBT	1536	700	R	P	B	144
<b>KOMBI, CARAVELLE T4</b> VAN, MICRO-BUS	3/1993	9/2005	VW014	LBT	1680	861	U	P	B	144
<b>TRANSPORTER T4</b> VAN, CAB-CHASSIS	1/1993	7/2004	VW014	LBT	1680	861	U	P	B	144
<b>KOMBI, CARAVELLE T4</b> VAN, MICRO-BUS (WINDSCREEN HAS INBUILT RADIO ANTENNA)	3/1993	9/2005	VW014A	LBT	1680	861	U	P	RP	360
<b>TRANSPORTER T4</b> VAN, CAB-CHASSIS (WINDSCREEN HAS INBUILT RADIO ANTENNA)	1/1993	7/2004	VW014A	LBT	1680	861	U	P	RP	360
<b>TRANSPORTER T5</b> VAN, CAB-CHASSIS (WINDSCREEN HAS INBUILT RADIO ANTENNA)	8/2004		VW023MWA	LBT	1670	967	U	P	RP	340
<b>KOMBI T5</b> VAN, MICRO-BUS (WINDSCREEN HAS INBUILT RADIO ANTENNA)	10/2005		VW023MWA	LBT	1670	967	U	P	RP	340
<b>LT35, LT46 SERIES</b> VAN	3/2003	12/2005	MB042MP	LBT	1661	920	U	P	C	160
<b>LT35, LT46 SERIES</b> CAB-CHASSIS	3/2003	12/2005	MB041	LT	1663	892	U		C	160
<b>MULTIVAN T5</b> VAN, MICRO-BUS (WINDSCREEN HAS INBUILT RADIO ANTENNA)	12/2004		VW023MWA	LBT	1670	967	U	P	RP	340
<b>MULTIVAN T5</b> VAN, MICRO-BUS (RAIN SENSOR PATCH)	12/2004		<b>VW023WR</b>	<b>LBT</b>	1670	967	U	P	<b>RP</b>	POA
<b>PASSAT</b> 2 & 4 DR SEDAN, WAGON (I.D. WINDSCREEN HAS 4 SQUARE CORNERS)	1973	1975	VW174	LBT	1362	623	R	P	C	160
<b>PASSAT</b> 4 DR SEDAN, WAGON (I.D. WINDSCREEN HAS 4 ROUND CORNERS)	1975	1982	VW175	LBT	1367	625	R	P	C	160
<b>PASSAT</b> 4 DR SEDAN, WAGON	8/1995	2/1998	VW012	LBT	1508	783	U	E	C	160
<b>PASSAT</b> 4 DR SEDAN, WAGON	3/1998	4/2001	VW018MP	LBT	1413	845	U	E	B	144





# DOMESTIC WINDSCREEN CATALOGUE

Effective SEPTEMBER 2009

DESCRIPTION	DATE FROM	DATE TO	PGI CODE	STOCK COLOUR	BOTTOM WIDTH	CENTRE HEIGHT	INST. TYPE	EXTRAS REQ?	CAT	R.R.P. (inc GST)
PASSAT 4 CYL, V5 4 DR SEDAN, WAGON	5/2001	2/2006	VW018MP	LBT	1413	845	U	E	B	144



# DOMESTIC WINDSCREEN CATALOGUE

Effective SEPTEMBER 2009

DESCRIPTION	DATE FROM	DATE TO	PGI CODE	STOCK COLOUR	BOTTOM WIDTH	CENTRE HEIGHT	INST. TYPE	EXTRAS REQ?	CAT	R.R.P. (inc GST)
<b>VOLKSWAGEN (cont.)</b>										
<b>PASSAT V6, V8</b> 4 DR SEDAN, WAGON (RAIN SENSOR PATCH)	5/2001	2/2006	VW018R	LBT	1413	845	U	E	RP	POA
<b>PASSAT</b> 4 DR SEDAN, WAGON	3/2006		VW024MW	LBT	1415	898	U	E	D	168
<b>PASSAT</b> 4 DR SEDAN, WAGON (RAIN SENSOR PATCH)	3/2006		VW024WR	LT	1415	898	U	E	D	168
<b>POLO</b> 5 DR HATCHBACK	10/1996	8/2000	VW017MP	LBT	1383	777	U	E	B	144
<b>POLO</b> 5 DR HATCHBACK	9/2000	7/2002	VW015MP	LBT	1400	780	U	E	B	144
<b>POLO</b> 4 DR SEDAN, 3 & 5 DR HATCHBACK (I.D. 4 ROUND HEADLIGHTS)	8/2002		VW022MW	LBT	1399	905	U	E	B	144
<b>TIGUAN</b> 4WD WAGON	10/2007		<b>VW029MW</b>	<b>LBT</b>	1496	828	U	E	<b>RP</b>	POA
<b>TOUAREG R5, V6</b> 4WD WAGON	9/2003	9/2006	<b>VW020MW</b>	<b>LBT</b>	1541	915	U	E	<b>RP</b>	POA
<b>TOUAREG R5 LUXURY, V8, V10</b> 4WD WAGON (RAIN SENSOR PATCH)	9/2003	9/2006	VW020WR	LBT	1541	915	U	E	E	180
<b>TOUAREG</b> 4WD WAGON (RAIN SENSOR PATCH)	10/2006		VW020WR	LBT	1541	915	U	E	E	180
<b>VENTO</b> 4 DR SEDAN	5/1995	12/1997	VW007	LBT	1447	770	U	E	C	160

## VOLVO

<b>P1800, P1800S, 1800E, 1800ES</b> 2 DR COUPE, WAGON	1960	1973	VV200	LT	1374	508	R	P	D	168
<b>122, 124, 125</b> 2 & 4 DR SEDAN, WAGON	1961	7/1970	VV263	LBT	1264	425	R	P	D	168
<b>144, 145, 164, 165, 240, 244, 245, 264, 265</b> 4 DR SEDAN, WAGON (METAL BODY CLIPS ON EARLY MODELS - BLACK & WHITE PLASTIC CLIPS ON LATE MODELS)	1966	2/1986	VV262	LBT	1459	610	K	CLIPS	B	144
<b>142, 242</b> 2 DR COUPE (METAL CLIPS ON EARLIER MODELS - BLACK & WHITE PLASTIC CLIPS ON LATE MODELS)	12/1967	1985	VV262	LBT	1459	610	K	CLIPS	B	144
<b>240</b> 4 DR SEDAN, WAGON (GREEN & GREY PLASTIC CLIPS)	3/1986	1990	VV202	LBT	1460	615	K	CLIPS	C	160
<b>240</b> 4 DR SEDAN, WAGON (I.D. DOTTED CERAMIC BAND)	1991	1993	VV010	LBT	1458	611	K		B	144



# DOMESTIC WINDSCREEN CATALOGUE

Effective SEPTEMBER 2009

DESCRIPTION	DATE FROM	DATE TO	PGI CODE	STOCK COLOUR	BOTTOM WIDTH	CENTRE HEIGHT	INST. TYPE	EXTRAS REQ?	CAT	R.R.P. (inc GST)
<b>VOLVO (cont.)</b>										
<b>262C</b> 2 DR COUPE	1977	1981	VV203	LBT	1439	643	K		D	168
<b>360GLT</b> 5 DR HATCHBACK	1/1984	11/1988	VV559	LT	1389	680	R	P	B	144
<b>440</b> 5 DR HATCHBACK	10/1993	12/1996	VV013	LBT	1455	755	U	E	D	168
<b>740, 760</b> 4 DR SEDAN, WAGON	1982	1987	VV264	LBT	1539	667	K		B	144
<b>760, 960</b> 4 DR SEDAN (N.B. VV018 CAN BE SUBSTITUTED)	1987	2/1997	VV750	LT	1511	716	U		D	168
<b>740, 940</b> 4 DR SEDAN, WAGON	1987	2/1997	VV264	LBT	1539	667	K		B	144
<b>850</b> 4 DR SEDAN	10/1992	2/1997	VV571	LBT	1568	802	U	E	B	144
<b>C30 LE</b> 3 DR HATCHBACK	4/2007		<b>VV026</b>	<b>LBT</b>			U		<b>RP</b>	POA
<b>C30 T5</b> 3 DR HATCHBACK (RAIN SENSOR PATCH)	4/2007		<b>VV026R</b>	<b>LBT</b>			U		<b>RP</b>	POA
<b>C70</b> 2 DR COUPE, 2 DR CONVERTIBLE	3/1998	12/2005	VV021	LBT	1539	797	U		D	168
<b>C70 LE</b> 2 DR CONVERTIBLE (RAIN SENSOR PATCH) RAIN SENSORS ARE AN OPTIONAL EXTRA	8/2006		<b>VV023</b>	<b>LBT</b>	1466	907	U		<b>RP</b>	POA
<b>C70 T5</b> 2 DR CONVERTIBLE (RAIN SENSOR PATCH)	8/2006		<b>VV023WR</b>	<b>LBT</b>	1466	907	U		<b>RP</b>	POA
<b>S40, V40</b> 4 DR SEDAN, WAGON	3/1997	5/2004	VV206MP	LBT	1412	798	U	E	C	160
<b>S40, V50</b> 4 DR SEDAN, 5 DR WAGON	6/2004		<b>VV022</b>	<b>LBT</b>	1480	954	U		<b>RP</b>	POA
<b>S40, V50</b> 4 DR SEDAN, 5 DR WAGON (RAIN SENSOR PATCH) RAIN SENSORS ARE AN OPTIONAL EXTRA	6/2004		<b>VV022WR</b>	<b>LBT</b>	1480	954	U		<b>RP</b>	POA
<b>S60</b> 4 DR SEDAN	11/2000		VV209	LBT	1526	890	U	E	C	160
<b>S60</b> 4 DR SEDAN (RAIN SENSOR PATCH) RAIN SENSORS ARE AN OPTIONAL EXTRA	10/2004		<b>VV209WR</b>	<b>LBT</b>	1526	890	U	E	<b>RP</b>	POA
<b>XC60 D5</b> WAGON RAIN SENSORS CAN BE FITTED AS AN OPTIONAL EXTRA	3/2009		<b>VV212</b>	<b>LBT</b>			U		<b>RP</b>	POA
<b>XC60 LE, T6</b> WAGON	3/2009		<b>VV212R</b>	<b>LBT</b>			U		<b>RP</b>	POA
<b>S70, V70</b> 4 DR SEDAN, WAGON	3/1997	3/2001	VV207	LBT	1575	808	U	E	C	160
<b>V70, XC70, CROSS COUNTRY</b> 5 DR WAGON	3/2000	11/2007	VV209	LBT	1526	890	U	E	C	160



# DOMESTIC WINDSCREEN CATALOGUE

Effective SEPTEMBER 2009

DESCRIPTION	DATE FROM	DATE TO	PGI CODE	STOCK COLOUR	BOTTOM WIDTH	CENTRE HEIGHT	INST. TYPE	EXTRAS REQ?	CAT	R.R.P. (inc GST)
<b>VOLVO (cont.)</b>										
<b>V70, XC70</b> 5 DR WAGON (RAIN SENSOR PATCH) RAIN SENSORS ARE AN OPTIONAL EXTRA	10/2004	11/2007	<b>VV209WR</b>	<b>LBT</b>	1526	890	U	E	<b>RP</b>	POA
<b>XC70 D5, D5 OCEAN RACE, OCEAN RACE</b> 5 DR WAGON CAN HAVE RAIN SENSOR FITTED AS OPTIONAL EXTRA	12/2007		<b>VV211</b>	<b>LBT</b>	1450	900	U	E	<b>RP</b>	POA
<b>V70, XC70 D5 LE, LE</b> 5 DR WAGON (RAIN SENSOR PATCH)	12/2007		<b>VV211R</b>	<b>LBT</b>	1450	900	U	E	<b>RP</b>	POA
<b>S80</b> 4 DR SEDAN CAN HAVE RAIN SENSOR FITTED AS OPTIONAL EXTRA FROM 10/2004-	5/1998	12/2006	VV208	LBT	1556	907	U	P	C	160
<b>S80 T6</b> 4 DR SEDAN (RAIN SENSOR PATCH)	10/2004	12/2006	<b>VV208R</b>	<b>LBT</b>	1556	907	U	P	<b>RP</b>	POA
<b>S80</b> 4 DR SEDAN (RAIN SENSOR PATCH)	1/2007		<b>VV211R</b>	<b>LBT</b>	1450	900	U	E	<b>RP</b>	POA
<b>S90, V90</b> 4 DR SEDAN, WAGON (SAME AS VV750 BUT WITH CERAMIC SUN SHADE AT TOP CENTRE)	3/1997	12/1998	VV018	LBT	1512	716	U		D	168
<b>XC90 D5, LE, T, T6</b> 5 DR WAGON CAN HAVE RAIN SENSOR FITTED AS OPTIONAL EXTRA	9/2003		VV019W	LBT	1465	979	U	E	C	160
<b>XC90 V8</b> 5 DR WAGON (RAIN SENSOR PATCH)	9/2006		<b>VV019WR</b>	<b>LBT</b>	1465	979	U	E	<b>RP</b>	POA
<b>VOLVO TRUCKS</b>										
<b>FE, FL</b> F/C	1/2007		<b>VV728</b>	<b>LT</b>	2188	880	R		<b>RP</b>	POA
<b>FL6, FL6E, FL6H, FL E, FL H</b> F/C	1985		VV726	LT	1991	805	R		E	180
<b>FL6</b> F/C [QANTAS AIRPORT VEHICLES ONLY]	1985		<b>VV727</b>	<b>LT</b>	1991	658	R		<b>RP</b>	POA
<b>F7</b> F/C	1979	12/1986	VV782	LT	2150	756	R	P	E	180
<b>FL7, FL10, FL12</b> F/C	1/1987	1999	VV725	LT	2265	865	R		E	180
<b>FM7, FM9, FM12 &amp; FM12 GLOBETROTTER</b> F/C	1998		VV015	LT	2198	840	R		E	180
<b>F10, F12</b> F/C <b>LOW-ROOF</b>	1977	1984	VV554	LT	2252	770	R	P	E	180
<b>F10, F12, F16 &amp; F12 GLOBETROTTER</b> F/C <b>HI-ROOF</b>	1984	5/1994	VV570	LT	2256	800	R	P	E	180



# DOMESTIC WINDSCREEN CATALOGUE

Effective SEPTEMBER 2009

DESCRIPTION	DATE FROM	DATE TO	PGI CODE	STOCK COLOUR	BOTTOM WIDTH	CENTRE HEIGHT	INST. TYPE	EXTRAS REQ?	CAT	R.R.P. (inc GST)
<b>VOLVO TRUCKS (cont.)</b>										
<b>FH12, FH16, FH565, FH580 &amp; FH12 GLOBETROTTER F/C</b>	6/1994		VV015	LT	2198	840	R		E	180
<b>F86 F/C</b>	1967	1979	VV373	LT	1945	695	R	P	C	160
<b>G88, F88, G89, F89 F/C FLAT 1/2 WINDSCREEN LH &amp; RH</b>	1971	1977	VV356	LT	990	691	R	P	B	144
<b>N7, N10, N12, NL10, NL12 N/C</b>	1975	1999	VV357	LT	1709	570	R	P	C	160
<b>NH12, NH525, NH565, NH580 N/C</b>	1997		VV372	LT	2027	730	R		E	180
<b>WESTERN STAR</b>										
<b>HERITAGE 3800, 3864, 4864, 4964, 5964, 6964, 48S, 49SS N/C 1/2 WINDSCREEN RH</b>	1982	2002	WH001	LT	795	565	R	P	A	118
<b>HERITAGE 3800, 3864, 4864, 4964, 5964, 6964, 48S, 49SS N/C 1/2 WINDSCREEN LH</b>	1982	2002	WH002	LT	795	565	R	P	A	118
<b>1000 SERIES F/C</b>	1987	1996	WH003	LT	2324	760	R		D	168
<b>COMMANDER 7564, 7584 F/C (ERF CAB-CHASSIS FROM UK)</b>	1997		WH004	LT	2387	753	R		D	168
<b>CONSTELLATION 49FX, 4800, 4900, 5800, 6900 N/C 1/2 WINDSCREEN RH</b>	3/1998	2000	WH917	LT	945	683	R		B	144
<b>CONSTELLATION 49FX, 4800, 4900, 5800, 6900 N/C 1/2 WINDSCREEN LH</b>	3/1998	2000	WH918	LT	945	683	R		B	144
<b>CONSTELLATION 49FX, 4800, 4900, 5800, 6900 N/C 1/2 WINDSCREEN RH (NARROW CERAMIC)</b>	2000	2000	WH919	LT	945	696	U		A	118
<b>CONSTELLATION 49FX, 4800, 4900, 5800, 6900 N/C 1/2 WINDSCREEN LH (NARROW CERAMIC)</b>	2000	2000	WH920	LT	945	696	U		A	118
<b>CONSTELLATION 49FX, 4800, 4900, 5800, 6900 N/C 1/2 WINDSCREEN RH (WIDE CERAMIC)</b>	2001		WH921	LT	945	696	U		A	118
<b>CONSTELLATION 49FX, 4800, 4900, 5800, 6900 N/C 1/2 WINDSCREEN LH (WIDE CERAMIC)</b>	2001		WH922	LT	945	696	U		A	118



# DOMESTIC WINDSCREEN CATALOGUE

Effective SEPTEMBER 2009

DESCRIPTION	DATE FROM	DATE TO	PGI CODE	STOCK COLOUR	BOTTOM WIDTH	CENTRE HEIGHT	INST. TYPE	EXTRAS REQ?	CAT	R.R.P. (inc GST)
<b>WHITE TRUCKS</b>										
"R" CAB 2000 N/C (I.D. WINDSCREEN HAS SHARP BEND IN CENTRE)	1962	1971	WH579	LC	1235	398	R	P	C	160
EXPEDITER 11 F/C 1/2 WINDSCREEN RH	1975	1983	WH863	LT	1229	768	R	P	B	144
EXPEDITER 11 F/C 1/2 WINDSCREEN LH	1975	1983	WH864	LT	1229	756	R	P	B	144
4000, 9000, ROAD BOSS 1 N/C 1/2 WINDSCREEN RH	1967	1978	WH694	LT	790	509	R	P	B	144
4000, 9000, ROAD BOSS 1 N/C 1/2 WINDSCREEN LH	1967	1978	WH695	LT	796	509	R	P	B	144
ROAD BOSS 1.5 N/C HIGH DOME 1/2 WINDSCREEN RH	1979	1982	WH915	LT	795	565	R	P	B	144
ROAD BOSS 1.5 N/C HIGH DOME 1/2 WINDSCREEN LH	1979	1982	WH916	LT	796	565	R	P	B	144
ROAD COMMANDER 1 F/C 1/2 WINDSCREEN FLAT	1975	1983	WH358	LT	1023	623	R	P	C	160
ROAD COMMANDER 11 F/C 1/2 WINDSCREEN RH	1975	1983	WH863	LT	1229	768	R	P	B	144
ROAD COMMANDER 11 F/C 1/2 WINDSCREEN LH	1975	1983	WH864	LT	1229	756	R	P	B	144



# PRIVATE IMPORTS CATALOGUE

Effective **SEPTEMBER 2009**

DESCRIPTION	DATE FROM	DATE TO	PGI CODE	STOCK COLOUR	BOTTOM WIDTH	CENTRE HEIGHT	INST. TYPE	EXTRAS REQ?	CAT	R.R.P. (inc GST)
<b>CITROEN</b>										
<b>SM 2 DR COUPE</b>	1970	1975	CN1000	LT	1610	645	K		PR	420
<b>HONDA</b>										
<b>BEAT 2 DR CONVERTIBLE</b>	1991	1996	<b>HA5000</b>	<b>LT</b>			U		<b>PR</b>	POA
<b>CITY 3 DR HATCHBACK, WAGON</b>	1986	1994	HA017	LT	1316	830	U		B	144
<b>ISUZU</b>										
<b>GEMINI JT 2 DR COUPE, 3 DR HATCHBACK, 4 DR SEDAN</b>	1990	1993	<b>GM1002</b>	<b>LBT</b>	1430	829	U	P	<b>PR</b>	POA
<b>MU 4WD 3 DR WAGON</b>	1990	1998	GM724MP	LBT	1436	755	U	E	A	118
<b>PIAZZA JT 2 DR COUPE, 3 DR HATCHBACK</b>	1990	1993	WF648	LBT	1533	822	U	P	PR	340
<b>VEHICROSS 4WD 3 DR WAGON</b>	1997	2001	GM1004	LBT	1393	799	U	P	PR	229
<b>MAZDA</b>										
<b>323 LX 3 DR HATCHBACK</b>	1989	1994	MA029	LT	1430	810	U	P	PR	437
<b>COSMO JC 2 DR COUPE</b>	1990	1995	<b>MA5000</b>	<b>LBT</b>			U	P	<b>PR</b>	POA
<b>FAMILIA BG 3 DR HATCHBACK</b>	1989	1994	MA014	LBT	1440	790	U	P	D	168
<b>MITSUBISHI</b>										
<b>DELICA L300 PEOPLE-MOVER</b>	1979	1986	CH730	LBT	1475	600	R	P	A	118
<b>DELICA L300 PEOPLE-MOVER</b>	1986	1998	CH655	LBT	1461	686	R/U	P	A	118
<b>DELICA L400 SBV PEOPLE-MOVER</b>	1994	2006	CH028	LT	1486	1007	U	P	C	160



# PRIVATE IMPORTS CATALOGUE

Effective **SEPTEMBER 2009**

DESCRIPTION	DATE FROM	DATE TO	PGI CODE	STOCK COLOUR	BOTTOM WIDTH	CENTRE HEIGHT	INST. TYPE	EXTRAS REQ?	CAT	R.R.P. (inc GST)
DELICA D5 SBV PEOPLE-MOVER	2007		CH5003MB	LBT			U	P	PR	380
FTO ZR22 2 DR COUPE	1994	2001	CH078MP	LBT	1473	856	U	P	E	180
RVR CZ5, N11, N21 WAGON	1991	1996	ECH062	LBT	1446	910	U	P	E	180
RVR DZ35, N33, N60 WAGON	1997	2002	CH076MP	LBT	1447	960	U	P	PR	440

## NISSAN

180SX S13 2 DR COUPE	1989	1998	EDN029	LBT	1462	775	U	P	D	168
BLUEBIRD, BLUEBIRD MAXIMA KU11 4 DR HARDTOP	1983	1986	DN027	LBT	1439	730	U	P	PR	937
BLUEBIRD, BLUEBIRD MAXIMA U11 4 DR SEDAN	1983	1986	DN027	LBT	1439	760	U	P	PR	937
BLUEBIRD KU12 4 DR HARDTOP	1987	1993	DN083	LBT	1439	730	U	P	D	168
BLUEBIRD U12 4 DR SEDAN	1987	1993	<b>DN5007</b>	<b>LBT</b>			U	P	<b>PR</b>	POA
BLUEBIRD KU13 4 DR HARDTOP	1994	1996	DN052	LBT	1520	865	U	P	D	168
BLUEBIRD U14 4 DR SEDAN	1996	2001	DN086	LBT	1414	799	U	P	D	168
CEFIRO A31 4 DR SEDAN	1988	1993	EDN044	LBT	1398	830	U	P	E	180
LARGO GC22, VC22 VAN	1985	1992	DN676	LBT	1483	830	U	P	B	144
LARGO W30 VAN	1993	1998	DN345	LBT	1520		U	P	D	168
LAUREL KC33 4 DR HARDTOP	1989	1993	DN045	LBT	1459	788	U	P	PR	260
LAUREL KC34 4 DR HARDTOP	1994	1998	DN070	LBT	1471	742	U	P	D	168
SILVIA S13 2 DR COUPE	1988	1993	EDN029	LBT	1462	775	U	P	D	168
SILVIA S14 2 DR COUPE	1994	1988	DN048	LBT	1454	804	U	E	C	160
SILVIA S15 2 DR COUPE	1999	2002	DN094	LBT	1447	801	U	E	C	160
S-CARGO VAN	1989	1992	DN040	LT	1301	800	U	P	D	168
SKYLINE R31, HR31, KR31 2 DR COUPE	1985	1992	DN691	LBT			U	P	D	168
SKYLINE R31, HR31 4 DR HARDTOP	1985	1992	EDN029	LBT			U	P	D	168
SKYLINE R32, HR32 2 DR COUPE	1989	1994	DN690	LBT	1462	774	U	P	D	168





# PRIVATE IMPORTS CATALOGUE

Effective **SEPTEMBER 2009**

DESCRIPTION	DATE FROM	DATE TO	PGI CODE	STOCK COLOUR	BOTTOM WIDTH	CENTRE HEIGHT	INST. TYPE	EXTRAS REQ?	CAT	R.R.P. (inc GST)
<b>SKYLINE R32, HR32, KR32</b> 4 DR HARDTOP, 4 DR SEDAN	1989	1994	DN042	LBT	1463	808	U	P	C	160
<b>SKYLINE R33, KR33</b> 2 DR COUPE	1993	1998	DN084	LBT	1468	796	U	P	D	168
<b>SKYLINE R33</b> 4 DR SEDAN	1993	1998	DN073	LBT	1461	850	U	P	B	144
<b>SKYLINE R34</b> 2 DR COUPE	1997	2002	DN095	LBT	1458	782	U	P	D	168
<b>SKYLINE R34</b> 4 DR SEDAN	1997	2002	<b>DN113</b>	<b>LBT</b>			U	P	<b>PR</b>	POA
<b>SKYLINE R35, V35</b> 2 DR COUPE	2001		<b>DN5000</b>	<b>LBT</b>			U	P	<b>PR</b>	POA
<b>SKYLINE V35</b> 4 DR SEDAN	2001	2006	<b>DN5001</b>	<b>LBT</b>			U	P	<b>PR</b>	POA
<b>SKYLINE V36</b> 4 DR SEDAN	2007		<b>DN5004</b>	<b>LBT</b>			U	P	<b>PR</b>	POA
<b>SKYLINE V36</b> 2 DR COUPE	2008		<b>DN5005</b>	<b>LBT</b>			U	P	<b>PR</b>	POA
<b>STAGEA WC34</b> WAGON	1996	2001	DN102	LBT	1469	819	U	P	C	160
<b>STAGEA M35</b> WAGON	2001	2007	<b>DN5006</b>	<b>LBT</b>			U	P	<b>PR</b>	POA
<b>TERRANO R3M</b> 4WD WAGON	1988	1996	DN623	LBT	1475	705	U	P	A	118

## PETERBILT

<b>200, 300, 330, 335, 349, 353, 357, 359, 375, 378, 379, 385, 386</b> RHS N/C (ENCAPSULATED)	1973		<b>WF1036E</b>	<b>LT</b>	760	525	U		<b>PR</b>	POA
<b>200, 300, 330, 335, 349, 353, 357, 359, 375, 378, 379, 385, 386</b> LHS N/C (ENCAPSULATED)	1973		<b>WF1037E</b>	<b>LT</b>	760	525	U		<b>PR</b>	POA

## SUZUKI

<b>CAPPUCCINO</b> 2 DR CONVERTIBLE	1991	1997	<b>SZ1003</b>	<b>LT</b>					<b>PR</b>	POA
<b>CULTUS</b> 2 DR CONVERTIBLE	1992	1994	<b>SZ1002</b>	<b>LT</b>					<b>PR</b>	POA

## TOYOTA

<b>ARISTO JZS147</b> 4 DR SEDAN	1991	1996	TT104MP	LBT	1494	840	U	P	PR	640
---------------------------------	------	------	---------	-----	------	-----	---	---	----	-----



# PRIVATE IMPORTS CATALOGUE

Effective **SEPTEMBER 2009**

DESCRIPTION	DATE FROM	DATE TO	PGI CODE	STOCK COLOUR	BOTTOM WIDTH	CENTRE HEIGHT	INST. TYPE	EXTRAS REQ?	CAT	R.R.P. (inc GST)
ARISTO JZS160, JZS161 4 DR SEDAN	1997	2005	TT772MP	LBT	1533	850	U	E	B	144
CALDINA AT190, ST190, ST191 WAGON	1992	1997	TT029	LBT	1411	825	U	P	PR	490
CALDINA AT211, CT216, ST210, ST215 WAGON	1997	2002	TT107	LBT	1458	833	U	P	PR	440
CALDINA ST240, ST246 WAGON	2002		<b>TT5000</b>	<b>LBT</b>			U	P	<b>PR</b>	POA
CARINA ST150, ST151 4 DR SEDAN	1983	1987	TT012	LBT	1446	770	U	P	PR	460
CARINA ST170, ST171 4 DR SEDAN	1987	1992	TT018	LBT	1420	705	U	P	PR	450
CARINA ED AT180, ST182, ST183 4 DR HARDTOP	1989	1993	TT793	LBT	1405	772	U	E	C	160
CARINA AT190, CT190, AT192 4 DR SEDAN	1993	1997	TT098	LBT	1407	848	U	P	PR	420
CARINA ED AT200 4 DR HARDTOP	1993	1997	TT370	LBT	1415	783	U	P	PR	390
CARINA AT210 4 DR SEDAN	1997	2002	<b>TT5001</b>	<b>LBT</b>	1458	782	U	P	PR	410
CHASER RX80, GX80, LX80 4 DR HARDTOP	1988	1992	TT062	LBT	1487	787	U	P	PR	350
CHASER RX80, GX80, LX80 4 DR SEDAN	1988	1992	TT771	LBT	1488	807	U		B	144
CHASER GX90, JZX90, LX90 4 DR HARDTOP	1992	1996	TT119	LBT	1445	845	U	P	PR	420
CHASER GX90, JZX90, LX90 4 DR SEDAN	1992	1996	TT081	LBT	1440	840	U	P	PR	440
CHASER JZX100 4 DR SEDAN	1996	2000	<b>TT5002</b>	<b>LBT</b>			U	P	<b>PR</b>	POA
CORONA ST150, ST151 4 DR SEDAN	1983	1987	TT012	LBT	1446	770	U	P	PR	460
CORONA ST170, ST171 4 DR SEDAN, 5 DR HATCHBACK	1987	1992	TT018	LBT	1420	705	U	P	PR	440
CORONA ST190, ST191 4 DR SEDAN, 5 DR HATCHBACK	1992	1997	TT029	LBT	1411	825	U	P	PR	470
CORONA EXIV ST200, ST203 4 DR HARDTOP	1993	1997	TT370	LBT	1415	783	U	P	PR	480
CORONA ST210 4 DR SEDAN	1998	2002	TT099	LBT	1458	782	U	P	PR	405
CORSA EL31 3 & 5 DR HATCHBACK	1986	1990	TT027	LBT	1381	780	U	P	PR	350
CORSA EL43 4 DR SEDAN, 3 DR HATCHBACK	1990	1994	TT037	LBT	1381	795	U	P	PR	350
CRESTA GX90, JZX90, LX90 4 DR SEDAN	1992	1996	TT123	LBT	1446	842	U	P	PR	425
CYNOS EL44 2 DR COUPE	1991	1995	TT785	LT	1404	776	U	E	B	144
CYNOS EL54 2 DR COUPE	1996	1999	TT077	LBT	1438	793	U	E	B	144
ESTIMA EMINA, ESTIMA LUCIDA WAGON	1990	2000	TT055	LT	1479	1011	U	P	PR	455



# PRIVATE IMPORTS CATALOGUE

Effective SEPTEMBER 2009

DESCRIPTION	DATE FROM	DATE TO	PGI CODE	STOCK COLOUR	BOTTOM WIDTH	CENTRE HEIGHT	INST. TYPE	EXTRAS REQ?	CAT	R.R.P. (inc GST)
HARRIER CU10, MCU10 5 DR WAGON	1997	2003	TT112MP	LBTG	1508	931	U	P	PR	460
LEXUS SC300, SC400 2 DR COUPE	1991	9/2001	TT075	LBT	1478	801	U	P	C	160
MARK 11 JZX90, JZX91 4 DR SEDAN	1992	1998	<b>TT5003</b>	<b>LBT</b>			U	P	<b>PR</b>	POA
MARK 11 JZX100 4 DR SEDAN	1999	2003	<b>TT5004</b>	<b>LBT</b>	1442	845	U	P	<b>PR</b>	POA
MARK X GRX120, GRX121, GRX125 4 DR SEDAN	2004		<b>TT5005</b>	<b>LBT</b>	1438	807	U	P	<b>PR</b>	POA
MASTER-ACE CR21, CR30 WAGON	1989	1995	TT044	LBT	1465	803	R	P	PR	320
SERA EX10 2 DR COUPE	1990	1995	TT052	LBT	1412	807	U	P	PR	360
SOARER GZ10, MZ10, MZ11 2 DR COUPE	1981	1986	TT900	LBT	1508	723	U	P	PR	340
SOARER GZ20, MZ20, MZ21 2 DR COUPE	1986	1991	TT903	LBT	1465	829	U	P	PR	320
SOARER GX30 2 DR COUPE	1991	2000	TT075	LBT	1478	801	U	P	C	160
STARLET EP80, KP80 3 & 5 DR HATCHBACK	1989	1995	TT036	LBT	1370	750	U	P	PR	330
SUPRA GA80, JA80 2 DR COUPE, 3 DR LIFTBACK	1993	1998	TT065	LBT	1538	785	U	P	C	160
TOWN-ACE CR21, CR30 WAGON	1989	1995	TT044	LBT	1465	803	R	P	PR	390



# MACHINERY GLASS CATALOGUE

Effective SEPTEMBER 2009

DESCRIPTION	DATE FROM	DATE TO	PGI CODE	STOCK COLOUR	BOTTOM WIDTH	CENTRE HEIGHT	INST. TYPE	EXTRAS REQ?	CAT	R.R.P. (inc GST)
<b>AMMAN</b>										
PNEUMATIC TYRED ROLLER AP240H FRONT WINDSCREEN			AMM240	LBT	1910	760	U		PR	374
<b>BOMAG</b>										
BOMAG ROLLER BW213/214 FRONT WINDSCREEN			BG1000	LT	1085	822	U		PR	166
BOMAG ROLLER BW 24R, STAVOSTROS ROLLER VP 2400 FRONT WINDSCREEN FOR ENQUIRIES CONTACT PGI HEAD OFFICE	2008		BG2000	LBT	1795	725	U		PR	341
BOMAG ROLLER BW 24R, STAVOSTROS ROLLER VP 2400 FRONT RH QUARTER GLASS FOR ENQUIRIES CONTACT PGI HEAD	2008		BG2001	LT	427	537	U		PR	POA
BOMAG ROLLER BW 24R, STAVOSTROS ROLLER VP 2400 FRONT LH QUARTER GLASS FOR ENQUIRIES CONTACT PGI HEAD	2008		BG2002	LT	427	537	U		PR	POA
<b>CASE</b>										
EXCAVATOR CX130, CX160, CX210, CX240, CX290, CX330 SERIES III UPPER FRONT WINDSCREEN MACH. SERIAL NO 240K3-			SO1000	LT	798	1096	R		PR	290
EXCAVATOR CX130, CX160, CX210, CX240, CX290, CX330 SERIES III LOWER FRONT WINDSCREEN MACH. SERIAL NO 240K3-1132 (Toughened Glass)			SO5000	LT	880	355	R		PR	169
<b>CATERPILLAR</b>										
EXCAVATOR 320 UPPER FRONT WINDSCREEN			MISCAT029	LT	776	1029	R		PR	125
EXCAVATOR 320B, 325B, 330B LOWER FRONT WINDSCREEN (FIRST OF CURVED SERIES, NO CATCHES, RUBBER FITMENT) NB: 2 CAB SIZES, CAN CUT DOWN WIDTH TO FIT			CA1000	LT	840	383	F/R		PR	98
EXCAVATOR 318C, 320C, 325C, 330C LOWER FRONT WINDSCREEN (LATE MODEL, WINDSCREEN & SIDE WINDOWS URETHANE FITMENT)			CAT05	LT	830	405	F/R		PR	147

<b>ARTICULATED DUMP TRUCK 720, 730, 735, 740</b>		<b>CAT16</b>	<b>LT</b>	1448	955	U	PR	420
<b>ROLLER (6.76mm XIR)</b>		CAT02	LBX	1562	1095	R	PR	568
<b>TRACTOR</b>		CAT01	LB	1430	915	R	PR	205
<b>EXCAVATOR 510 FRONT WINDSCREEN (RADIUS CORNERS)</b>		CAT03	LT	775	1440	R	PR	176
<b>EXCAVATOR 330 UPPER FRONT WINDSCREEN</b>		CAT19	LX	842	1025	R	PR	166
<b>EXCAVATOR 330 LOWER FRONT WINDSCREEN</b>		CAT20	LX	755	370	R	PR	140
<b>GRADER 24H FRONT WINDSCREEN (10.76mm XIR)</b>		CAT04	LX	1670	1610	R	PR	1040
<b>LOADER 966G SERIES II (CERAMICS TOP &amp; BOTTOM)</b>		CAT06	LT	1210	1080	R	PR	183

*DAEWOO, DOOSAN*

<b>EXCAVATOR S5290 LC-V UPPER FRONT WINDSCREEN</b>		DW4000	LT	745	909	R	PR	232
<b>EXCAVATOR F225, F255, F300, F400LC-V</b> LOWER FRONT WINDSCREEN		DW4001		827	493	R	PR	124
<b>EXCAVATOR DX300LC, DX340LC, DX420LC, DX480LC</b> LOWER FRONT WINDSCREEN		DW4002	LT	854	429	U	PR	132
<b>EXCAVATOR DX300LC, DX340LC, DX420LC, DX480LC</b> UPPER FRONT WINDSCREEN		DW4003	LT	845	1040	U	PR	334

*DYNAPAC*

<b>DYNAPAC ROLLER CC222, CC232 FRONT WINDSCREEN</b>		SV222	LT	1280	855	U	PR	264
---	--	-------	----	------	-----	---	----	-----

*FERMEC*

<b>BACKHOE, LOADER MKII FRONT WINDSCREEN</b>	1991	FM1000	LT	1336	1037	U	PR	339
--	------	--------	----	------	------	---	----	-----

*FORD*

<b>NEW HOLLAND BACKHOE, LOADER NH SERIES MAIN</b> FRONT WINDSCREEN	1996	FD4000	LT	1330	982	U	PR	285
<b>NEW HOLLAND BACKHOE, LOADER LB SERIES MAIN</b> FRONT WINDSCREEN	1998	FD4000	LT	1330	982	U	PR	285

## FRANNA CRANES

<b>12 TON MOBILE CRANE</b> FRONT WINDSCREEN	1985	XZP027	LBT	1275	525	R	PR	108
<b>12 TON MOBILE CRANE</b> FRONT WINDSCREEN		XZP100	LBT	1275	575		PR	108
<b>14 TON MOBILE CRANE</b> FRONT WINDSCREEN	1989	XZP045	LBT	1365	575	R	PR	108
<b>16 TON MOBILE CRANE</b> FRONT WINDSCREEN		XZP099	LBT	1345	575		PR	108

## HALLA

<b>EXCAVATOR HE220LC</b> LOWER FRONT WINDSCREEN		HL1001	LT	800	582	R	PR	143
<b>EXCAVATOR 220, 280, 300</b> LOWER FRONT WINDSCREEN		HL1002	LT	786	549	R	PR	139

## HITACHI

<b>EXCAVATOR SERIES 5 EX120, EX220, EX280, EX300, EX350</b> UPPER FRONT WINDSCREEN	1997	MISHT001	LT	765	1112	R	PR	220	
<b>EXCAVATOR SERIES 5 EX120, EX220, EX280, EX300, EX350</b> LOWER FRONT WINDSCREEN (BRONZE)	1997	HI5000		840	395	R	PR	220	
<b>EXCAVATOR Z-AXIS 1 SERIES ZX270LC, ZX330, ZX330LC, ZX350LH, ZX350LCH, ZX350K, ZX350LCK, ZX370, ZX370MTH</b> UPPER FRONT WINDSCREEN URETHANE FIT REPLACEMENT WINDSCREEN	2002	2007	HI1004	LT	829	1155	U	PR	390
<b>EXCAVATOR Z-AXIS 1 SERIES ZX270LC, ZX330, ZX330LC, ZX350LH, ZX350LCH, ZX350K, ZX350LCK, ZX370, ZX370MTH</b> LOWER FRONT WINDSCREEN	2002	2007	HI1005	LT	839	404	R	PR	174
<b>EXCAVATOR Z-AXIS 3 SERIES ZX70, ZX75, ZX80, ZX85, ZX110, ZX135, ZX160, ZX200, ZX225, ZX240, ZX270, ZX330</b> FRONT WINDSCREEN CUT-OUT FOR WIPER	2007		HI1006	LT	847	1120	U	PR	348
<b>EXCAVATOR EX1200</b> FRONT WINDSCREEN		HI008	LX	965	1630	R	PR	480	
<b>EXCAVATOR EX1800</b> FRONT WINDSCREEN		XZP181	LX	1702	1734	R	PR	1240	

## HYUNDAI

<b>EXCAVATOR SERIES III R130, R210, R290, R320LC3 (71EH-10851)</b> UPPER FRONT WINDSCREEN	1997	HY1002	LT	760	877	U	PR	153
---	------	--------	----	-----	-----	---	----	-----

**JCB**

<b>BACKHOE P8 SERIES 1</b> MAIN FRONT WINDSCREEN MACH SERIAL NO M400000 - M430000	1990	1995	JCB4	LT	1380	1020	R/U	PR	287
<b>BACKHOE P8 SERIES II</b> MAIN FRONT WINDSCREEN MACH SERIAL NO M430001 - M460000	1995	1998	JCB1	LT	1396	1032	U	PR	287
<b>BACKHOE P8 SERIES II</b> REAR CORNER WINDOW - LHS MACH. SERIAL NO M430001 - M460000	1995	1998	JCB003	LT	480	1250	U	PR	216
<b>BACKHOE P8 SERIES II</b> REAR CORNER WINDOW - RHS MACH. SERIAL NO M430001 - M460000	1995	1998	JCB004	LT	480	1250	U	PR	216
<b>BACKHOE P12 SERIES I</b> MAIN FRONT WINDSCREEN MACH SERIAL NO M460001 - M480987	1997	2003	JCB3	LT	1439	1093	U	PR	290
<b>BACKHOE P12 3CX, 4CX</b> REAR CORNER WINDOW - LHS MACH SERIAL NO M460001 - M460677	1998	2003	JCB008	LT	530	1260	U	PR	238
<b>BACKHOE P12 3CX, 4CX</b> REAR CORNER WINDOW - RHS MACH SERIAL NO M460001 - M460677	1998	2003	JCB007	LT	530	1260	U	PR	238
<b>BACKHOE P12 3CX, 4CX</b> REAR CORNER WINDOW - LHS MACH SERIAL NO M460678 - M484900	1998	2003	JCB005	LT	503	1313	U	PR	238
<b>BACKHOE P12 3CX, 4CX</b> REAR CORNER WINDOW - RHS MACH SERIAL NO M460678 - M484900	1998	2003	JCB006	LT	503	1313	U	PR	238
<b>BACKHOE P21 3CX, 4CX</b> MAIN FRONT WINDSCREEN MACH SERIAL NO M930000 -	2002		JCB009	LT	1388	1074	U	PR	310
<b>FASTRAC TRACTOR 145/65, 155/65</b> FRONT WINDSCREEN	1993		JCB145	LT	1955	838	U	PR	310
<b>FRONT END LOADER 436HT</b> MAIN FRONT WINDSCREEN MACH SERIAL NO J03196 -	2004		JCB200	LT	969	1069	U	PR	326

**JOHN DEERE**

<b>BACKHOE LOADER 315SG, 315SJ</b> REAR PROTECTOR FOR THREE PIECE SLIDER			JD001R	LX	1093	1518	U	PR	1045
<b>BACKHOE LOADER 315SG, 315SJ</b> RH REAR SIDE GLASS			JD002	LX	546	1517	U	PR	467
<b>BACKHOE LOADER 315SG, 315SJ</b> LH REAR SIDE GLASS			JD003	LX	546	1517	U	PR	467
<b>TRACTOR 5420</b> MAIN FRONT WINDSCREEN - NO WIPER HOLE			JD004	LX	1140	966	R	PR	348
<b>MOTOR GRADER 670D</b> LH & RH FRONT LOWER OPENING WINDOW (6 HOLES)			JD5000T	GR	528	895		PR	856

**KAWASAKI**

**FRONT END LOADER 50ZIV-2, 60ZIV-2, 65ZIV-2, 65TM-2,  
70ZIV-2, 80ZIV-2, 85ZIV-2, 90ZIV-2, 95ZIV-2, 115ZIV-2,  
135ZIV-2**

MAIN FRONT WINDSCREEN

KK001 LT 1194 1083 R PR 480

*KOBELCO*

**EXCAVATOR MKII LOWER FRONT WINDSCREEN**

KL1000 LT 820 495 PR 142

**EXCAVATOR UPPER FRONT WINDSCREEN 25MM WIPER HOLE**

KB001 LT 869 747 PR 390

*KOMATSU*

**BACK HOE WB93R, WB97R/S MAIN FRONT WINDSCREEN  
(CHASSIS # FKI\*93F22185)**

KM1002 LT 1144 738 U PR 242

**EXCAVATOR PC-6 UPPER FRONT WINDSCREEN (ALL MODELS  
EXCEPT SERIES I, CERAMIC ACROSS BOTTOM)**

KM1000 LT 779 940 R/U PR 164

**EXCAVATOR PC-6 SERIES 1 UPPER FRONT WINDSCREEN**

MISKM002 LT 776 908 R/U PR 172

**EXCAVATOR PC-6 LOWER FRONT WINDSCREEN (ALL MODELS,  
SQUARE TOP /ROUND BOTTOM CORNERS, 4 x 25mm HOLES,  
Toughened)**

KM5000 LT 840 495 R/U PR 153

**FRONT END LOADER WA2, WA3 FRONT WINDSCREEN**

2000 MISKM001 LT 1204 1120 R/U PR 328

**MOBILE CRANE 100-14 FRONT WINDSCREEN**

1992 KM004 LT 785 1477 R PR 310

*LINDE*

**FORKLIFT FRONT WINDSCREEN**

LD001 LT 722 454 PR 240

*MANITOU*

**MT732 SERIES TELESCOPIC LOADER FRONT WINDSCREEN**

1999 MO1000 LT 792 990 R PR 264

*P & H*

**CRANE MODEL 9125 TC 127 TONNE**

PH100 LT 1033 457 R PR 236



## SAMSUNG

<b>EXCAVATOR SERIES I, SERIES II EARLY - SE130, SE210, SE280, SE350</b>		SG1000	LT	776	1251	R	PR	190
<b>EXCAVATOR SERIES I, SERIES II EARLY - SE130, SE210, SE280, SE350</b> OE# 1066 - 10340 LOWER FRONT WINDSCREEN		SG1001	LT	846	563	R	PR	120
<b>EXCAVATOR SERIES II LATE SE210-2</b> OE# 1066-05370 UPPER FRONT WINDSCREEN		SG2000	LT	776	1323	R	PR	194
<b>EXCAVATOR SEREIES II LATE SE210-2</b> OE# 1066-05220 LOWER FRONT WINDSCREEN		SG2001	LT	846	487	F	PR	120
<b>EXCAVATOR SERIES III SE210, SE240</b> OE# 1166-00480 UPPER FRONT WINDSCREEN	1997	SG3000	LT	762	1040	R	PR	190
<b>EXCAVATOR SERIES III SE210, SE240</b> OE# 1166-00290 LOWER FRONT WINDSCREEN	1997	SG3001	LT	828	424	F	PR	90
<b>EXCAVATOR SERIES III, MKII SE130</b> OE# 1166-00481 UPPER FRONT WINDSCREEN		SG105	LT	760	1050	R	PR	260
<b>EXCAVATOR SERIES III, MKII SE130</b> OE# 1166-00481 LOWER FRONT WINDSCREEN		SG3001	LT	828	424	F	PR	130
<b>EXCAVATOR MINI SE45, SE55</b> OE# 1166-01310 UPPER FRONT WINDSCREEN		SG3500	LT	800	825	R	PR	220
<b>EXCAVATOR MINI SE45, SE55</b> OE# 1166-01340 LOWER FRONT WINDSCREEN		SG3501	LT	865	479	F	PR	120

## STAVOSTROS

<b>STAVOSTROS ROLLER VP 2400, BOMAG ROLLER BW 24R</b> FRONT WINDSCREEN FOR ENQUIRIES CONTACT PGI HEAD OFFICE		BG2000	LT	1795	725	U	PR	330
---	--	--------	----	------	-----	---	----	-----

## SUMITOMO

<b>EXCAVATOR SH120, SH200, SH240, SH300, SH300LC, SH350HD, SH400, SH450HD SERIES III</b> UPPER FRONT WINDSCREEN MACH. SERIAL NO 120A3-1676		SO1000	LT	798	1096	R	PR	286
<b>EXCAVATOR SH120, SH200, SH240, SH300, SH300LC, SH350HD, SH400, SH450HD SERIES III</b> LOWER FRONT WINDSCREEN MACH. SERIAL NO 120A3-1676 (Toughened Glass)		SO5000	LT	880	355	R	PR	175

## CASE

## SVEDALLA

DYNAPAC CC222, CC232 FRONT WINDSCREEN	SV222	LT	1282	853	U	PR	348
---------------------------------------	-------	----	------	-----	---	----	-----

## VALMET

890 FORWARDER FRONT WINDSCREEN (FOREST LOG LOADER)	VM001	LC	1245	1060		PR	290
--	-------	----	------	------	--	----	-----

## VOLVO

EXCAVATOR SERIES III EC130, EC140B, EC160B, EC210B, EC24B, EC290B, EC330B, EC360B, EC460B OE# 1166-00481 UPPER FRONT WINDSCREEN	SG105	LT	760	1050	R	PR	264
--	-------	----	-----	------	---	----	-----

EXCAVATOR SERIES III EC130, EC140B, EC160B, EC210B, EC24B, EC290B, EC330B, EC360B, EC460B OE# 1166-00481 LOWER FRONT WINDSCREEN	SG3001	LT	828	424	F	PR	120
--	--------	----	-----	-----	---	----	-----

EXCAVATOR MINI EC45, EC55 OE# 1166-01340 LOWER FRONT WINDSCREEN	SG3501	LT	865	479	F	PR	90
--	--------	----	-----	-----	---	----	----

FRONT END LOADER L SERIES FRONT WINDSCREEN	1979	1992	VV014	LT	1320	795	R	PR	210
--	------	------	-------	----	------	-----	---	----	-----

FRONT END LOADER L SERIES FRONT WINDSCREEN	1992	2000	VV012	LT	1217	1057	R	PR	217
--	------	------	-------	----	------	------	---	----	-----

FRONT END LOADER L SERIES FRONT WINDSCREEN (OEM # 11104449)	2000	2008	VV012	LT	1217	1057	U	PR	224
--	------	------	-------	----	------	------	---	----	-----

FRONT END LOADER L SERIES FRONT WINDSCREEN	2008		VV1000	LT	1120	1113	U	PR	236
--	------	--	--------	----	------	------	---	----	-----



# KIT CAR CATALOGUE

Effective **SEPTEMBER 2009**

DESCRIPTION	DATE FROM	DATE TO	PGI CODE	STOCK COLOUR	BOTTOM WIDTH	CENTRE HEIGHT	INST. TYPE	EXTRAS REQ?	CAT	R.R.P. (inc GST)
<b>ASTON MARTIN</b>										
<b>DB4 ZAGATO 2 DR COUPE</b>	2006		AM001	LT	1446	529	U	P	PR	420
<b>BOLWELL</b>										
<b>NAGARI 2 DR COUPE, 2 DR CONVERTIBLE</b>	1969	1974	BL191	LBT	1431	559	R	P	PR	380
<b>NAGARI 2 DR COUPE, 2 DR CONVERTIBLE (CERAMIC BAND)</b>	1969	1974	BL192	LBT	1431	559	R	P	PR	390
<b>NAGARI 2 DR COUPE, 2 DR CONVERTIBLE (RHS DOOR GLASS)</b>	1969	1974	MISBOL011	LT	624	441	R	P	PR	220
<b>NAGARI 2 DR COUPE, 2 DR CONVERTIBLE (LHS DOOR GLASS)</b>	1969	1974	MISBOL012	LT	624	441	R	P	PR	210
<b>SERIES II 2 DR COUPE, 2 DR CONVERTIBLE</b>	2007		BL193MP	LBS	1350	873	U	P	PR	340
<b>SERIES II 2 DR COUPE, 2 DR CONVERTIBLE REAR GLASS</b>	2007		BL194R	LS	985	260	U	P	PR	360
<b>SERIES II 2 DR COUPE, 2 DR CONVERTIBLE (RHS DOOR GLASS)</b>	2007		BL195	LT	1130	433			PR	240
<b>SERIES II 2 DR COUPE, 2 DR CONVERTIBLE (LHS DOOR GLASS)</b>	2007		BL196	LT	1130	433			PR	244
<b>BULLET SUPERCARS</b>										
<b>ROADSTER 2 DR HARDTOP</b>	2001		MA746	LBT	1370	654	U	E	PR	390
<b>ROADSTER 2 DR HARDTOP REAR SCREEN</b>	2001		MA746R	LBT	1472	488	U	P	PR	420
<b>DAYTONA</b>										
<b>DAYTONA SPORTS 2 DR COUPE</b>	1999	2005	MISDA02		1315	495	U	P	PR	440
<b>DAYTONA SPORTS 2 DR COUPE</b>	2006		MISDA03		1336	555	U	P	PR	460

**DEUCE CUSTOMS**

<b>CUSTOM COUPE</b> 2 DR COUPE	2003	MISDC001		1099	416	U	P	PR	266
<b>BOYDSTER MK111</b> 2 DR COUPE	2006	DC002		1124	404	U	P	PR	276

**ELFIN**

<b>MS8 CLUBMAN</b> 2 DR ROADSTER	1/2006	EN002	LT	981	436	U	P	PR	290
<b>MS8 STREAMLINER</b> 2 DR ROADSTER	1/2006	EN001	LT	1259	625	U	P	PR	310
<b>MK IV SPORTS</b> 2 DR ROADSTER	8/2007	EN003	LT	1150	499	U	P	PR	330

**FUNTECH**

<b>FUNTECH 50/125, FUNLEC SCOOTCAR</b> FRONT WINDSCREEN		SC1000	LT	885	821	F/R		PR	190
--	--	--------	----	-----	-----	-----	--	----	-----

**FORD**

<b>GT40 SPORTS</b> 2 DR COUPE		FD019	LT	1547	631	U	P	PR	182
<b>GT40 SPORTS (ROARING 40'S, GT40 AUSTRALIA)</b> 2 DR COUPE		FD599	LT	1548	626	U	P	PR	205
<b>GT40 SPORTS (ROARING 40'S)</b> 2 DR COUPE (REAR WINDSCREEN)		FD599R	LT	1046	570	U	P	PR	180
<b>GT40 SPORTS (ROARING 40'S)</b> 2 DR COUPE (REAR BULKHEAD GLASS)		FD598R	LT	803	146	R	P	PR	105

**JAGUAR**

<b>X13</b> 2 DR COUPE		JG2100	LT	1213	475	U	P	PR	242
-----------------------	--	--------	----	------	-----	---	---	----	-----

## LAMBORGHINI

COUNTACH 2 DR COUPE			LB003	LBT	1435	945	R	P	PR	420
DIABLO 2 DR COUPE			LB1000	LBT	1540	965	U	P	PR	440

## LMK

LMK HRS 2 DR COUPE			LMK1000	LT	1188	710	U	P	PR	302
--------------------	--	--	---------	----	------	-----	---	---	----	-----

## MYLON AUTOMOTIVE DESIGN

MYLON 2 DR COUPE			MY001	LT	1000	460	U	P	PR	460
------------------	--	--	-------	----	------	-----	---	---	----	-----

## PURVIS CARS

EUREKA SPORTS 2 DR COUPE	1974	1975	PL001		1315	941	U	E	PR	330
EUREKA PL30, F4 2 DR COUPE	1975	1991	PL002		1314	889	U	E	PR	390

## SHELBY COBRA

SHELBY COBRA AC REPLICA 2 DR CONVERTIBLE	1983		CO418	CO418	1287	341	F		PR	210
SHELBY COBRA AC REPLICA 2 DR CONVERTIBLE			CO419		1349	494	F		PR	210
SHELBY COBRA DAYTONA REPLICA 2 DR CONVERTIBLE	2006		CO1000		1234	494	F		PR	260
SHELBY COBRA CONCEPT REPLICA (COPYCAT CARS) 2 DR CONVERTIBLE	2007		CO420		1428	570	U		PR	320

# GLASS COLOUR CODE INDEX

EXAMPLE














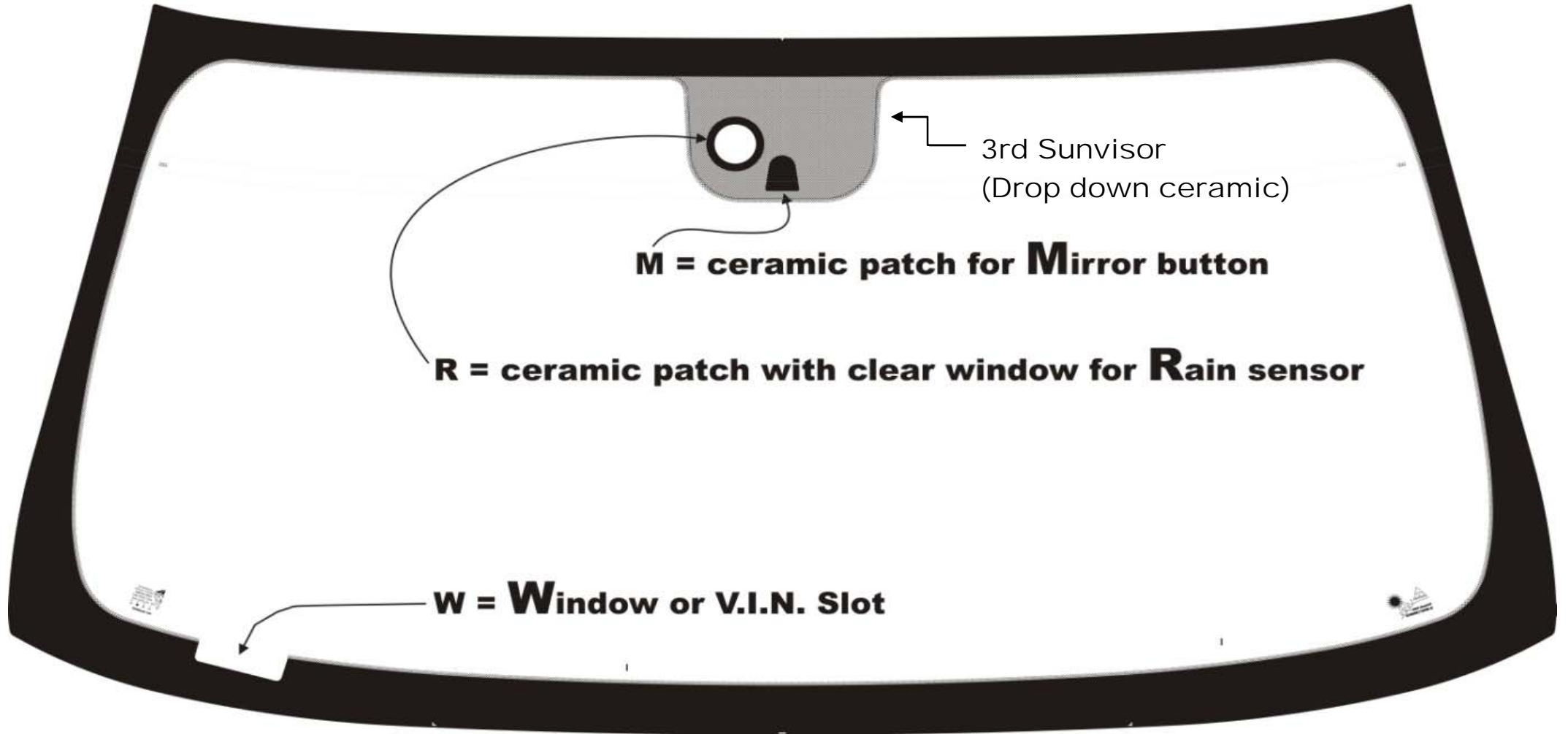

PGI CODE	DESCRIPTION	MAKE-UP
LC	Clear	clear glass + clear PVB + clear glass
LB	Clear with Blue Band	clear glass + clear PVB with blue band + clear glass
LBG	Clear with Green Band	clear glass + clear PVB with green band + clear glass
LBT	Green Tint with Blue Band	green glass + clear PVB with blue band + green glass
LBTG	Green Tint with Green Band	green glass + clear PVB with green band + green glass
LT	Green Tint	green glass + clear PVB + green glass
LTB	Blue Tint	blue glass + clear PVB + blue glass
LTBB	Blue Tint with Blue Band	blue glass + clear PVB with blue band + blue glass
BT	Bronze Tint	clear glass + bronze PVB + clear glass
DBT	Double Bronze Tint	clear glass + 2 x bronze PVB + clear glass
GR	Grey Tint	clear glass + grey PVB + clear glass

# GLASS COLOUR CODE INDEX cont.



DGR	Double Grey Tint	clear glass + 2 x grey PVB + clear glass
BTB	Bronze Tint with Bronze Band	clear glass + bronze PVB with bronze band + clear glass
LBY	Green Tint with Grey Band	green glass + clear PVB with grey band + green glass
LS	Green Tint with S-LEC PVB	green glass + clear PVB + S-LEC PVB + green glass
LBS	Green Tint with S-LEC PVB and Blue Band	green glass + clear PVB with blue band + S-LEC PVB + green glass
LBGS	Green Tint with S-LEC PVB and Green Band	green glass + clear PVB with green band + S-LEC PVB + green glass
LX	Clear glass with XIR PVB	clear glass + XIR PVB + clear glass
LBX	Clear glass with XIR PVB and Blue Band	clear glass + clear PVB with blue band + XIR PVB + clear glass

# WF1659MWR



3rd Sunvisor  
(Drop down ceramic)

**M = ceramic patch for Mirror button**

**R = ceramic patch with clear window for Rain sensor**

**W = Window or V.I.N. Slot**



# CATALOGUE GUIDE

This catalogue is divided into four parts. Domestic (only vehicles sold through dealerships are listed here), USA / American models, Privately imported vehicles, Industrial machinery glass & Kit cars

<b>FORMAT</b>	Firstly the "family" is listed, then the Model Nos. where applicable, and the body style last
<b>E.G.</b>	<b>MAZDA 1200, 1300 STA, STB 2 DR COUPE</b>
	"family" = <b>1200 &amp; 1300</b>
	Model Nos. = <b>STA &amp; STB</b>
	body style = <b>2 door coupe only</b>

<b>DATE TO</b>	If this column is blank then it indicates that at time of print this model was still current I.E. They are still in manufacture or are still being imported
----------------	--

<b>ABBREVIATIONS</b>	<b>TBA</b> Windscreen is unavailable at time of print (some models yet to be released) Updates will be sent with statements as models become available
	<b>EXTRAS REQ ?</b> To assist you when giving quotations
	<b>P</b> There is a <b>POSSIBILITY</b> that a moulding or rubber is required
	<b>E</b> It is <b>ESSENTIAL</b> that the moulding be replaced for a good finish
	<b>N/C</b> Normal control - truck has a bonnet - steering is behind the front wheels
	<b>F/C</b> Forward control - cab-over engine (C.O.E.) - steering is forward of the front wheels

<b>PGI CODE SUFFIXES</b>	<b>MP</b> Mirror Pad
	<b>W</b> Window or V.I.N. slot
	<b>MR</b> Mirror pad and Rain sensor window
	<b>MWR</b> Mirror pad, Window for V.I.N. and Rain sensor window
	<b>A</b> Antenna inbuilt into windshield
	<b>MB</b> Mirror Button attached
	<b>H</b> Wiper park Heater
	<b>E</b> Encapsulated moulding attached

# ABBREVIATIONS

4WD	FOUR WHEEL DRIVE
4WS	FOUR WHEEL STEERING
6WD	SIX WHEEL DRIVE
8WD	EIGHT WHEEL DRIVE
APV	ALL-PURPOSE PASSENGER VEHICLE
AWD	ALL WHEEL DRIVE
C.O.E.	CAB-OVER ENGINE
CST	COMPACT SPORT TOURER
CUV	CROSSOVER UTILITY VEHICLE
F/C	FORWARD CONTROL
FWD	FRONT WHEEL DRIVE
GCM	GROSS COMBINATION MASS
GT	GRAN TURISMO (GRAND TOURING)
GVM	GROSS VEHICLE MASS
LUV	LUXURY UTILITY VEHICLE
MPV	MULTI-PURPOSE PASSENGER VEHICLE
MU	MYSTERIOUS UTILITY
MY	MODEL YEAR
N/C	NORMAL CONTROL
PT	PERSONAL TRANSPORT
RSC	RUGGED SPORTS COUPE
RV	RECREATIONAL VEHICLE
RWD	REAR WHEEL DRIVE
SAV	SPORTS ACTIVITY VEHICLE
SBV	SEMI BONNETTED VEHICLE
SIPS	SIDE IMPACT PROTECTION SYSTEM
SRS	SUPPLEMENTAL RESTRAINT SYSTEMS
SUT	SPORTS UTILITY TRUCK
SUV	SPORTS UTILITY VEHICLE
UAV	URBAN ACTIVITY VEHICLE

# VIN INFORMATION

The VIN is a 17 character number made-up of both alpha and numeric characters. No two VIN's are the same.

All cars and light trucks built after 1981 have unique 17-character "vin numbers" that contains valuable information about that vehicle's history. These numbers are called **vehicle identification numbers** (VIN #).

The locations of vehicle identification numbers (VIN) vary but the following are the common places to find them:

*Firewall of the vehicle*

*Radiator Support Bracket*

*Dash by windshield*

*Left hand inner wheel arch*

*Steering column*

*Guarantee & Maintenance Book*

*Machined Pad on front of engine*

*Drivers door or post on passenger side*

*Component parts as listed above -e.g.- engine, frame, etc.*

*Left instrumentation panel*

*Dash plate by window*

*Drivers door or post*

**The following VIN Character Decoding information is only a partial guide.**

## **1st Character - Country of Origin**

1 = United States

9 = Brazil

V = France\*

2 = Canada

J = Japan

V = Yugoslavia

3 = Mexico

K = Korea

W = Germany

4 & 5 = United States

L = Taiwan

Y = Sweden

6 = Australia

S = England

Z = Italy

Example: The first 2 Characters of a Peugeot or a Renault are both: VF

\* 2nd Character = F may indicate that the vehicle was manufactured in France, unless it is a Ford.

## **2nd Character: Here is a partial list of common manufacturers:**

A = Audi, Mitsubishi, Range Rover, American Motors, Sterling, Alfa Romeo, Maserati, and Jaguar

B = Dodge

C = Chrysler, Checker, Delorian, some Geo Metro's and Trackers

D = Daihatsu and Mercedes      E = Eagle

F = Ford, some Subaru's i.e. Forrester and Impreza, Fiat, Peugeot, Renault and Ferrari.

Note regarding Subaru, Fiat Peugeot, Renault and Ferrari, the 2nd Character = F, means the vehicle was manufactured in France.

G = General Motors (Chevrolet, Oldsmobile, Buick, Cadillac, GMC, Saturn, and some Geo Metro's and Tracker's)

H = Honda and Acura      J = Jeep      L = Lancia, Daewoo and Lincoln      M = Hyundai and Mini

N = Infinity, Nissan, Kia and Ford Aspires

P = Porsche and Plymouth

S = Isuzu, Saab, some Subaru's (i.e. Baja and Legacy) and Suzuki

T = Toyota and Lexus      U = Aro      V = Volkswagen and Volvo      X = Yugo

Y = Mazda and Geo Prizm      Z = Mercury

2 = Avanti      3 = American General (Hummer)      8 = Chevrolet Luv and Geo Storm      9 = Acura

### **3rd through 8th Characters allocated to Manufacturer.**

They use these digits to reflect body type, Car line, restraint system, engine, braking system, etc. All USA Domestic Manufacturers use 8th Character for the engine.

### **9th Character is a Check Digit.**

It is determined by carrying out a mathematical computation developed by the Department of Transportation (DOT).  
\*Einstein's Theory of the Check Digit

#### 10th Character - Year of Manufacture

B = 1981	G = 1986	M = 1991	T = 1996	1 = 2001	6 = 2006
C = 1982	H = 1987	N = 1992	V = 1997	2 = 2002	7 = 2007
D = 1983	J = 1988	P = 1993	W = 1998	3 = 2003	8 = 2008
E = 1984	K = 1989	R = 1994	X = 1999	4 = 2004	9 = 2009
F = 1985	L = 1990	S = 1995	Y = 2000	5 = 2005	